



PARADISE
MYCRYPTO
A NEW ERA OF TRADING

ParadiseFamilyVIP - For Kucoin Traders 2023 JANUARY REPORT

TOTAL PROFIT
%66

Success Rate



ROI *

%12,20

Completed Trades

1

of Signals

%66

Total Profit

Win Trades

1

of Trades

%66

Win Profit

Loss Trades

()

of Trades

()


Loss Rate

Each signal comes with a proper Risk/Reward strategy, and our motto is quality above quantity. One thoughtful position with a high return and tight invalidation level is, in the long term, better than 10 trades per day, which drain your energy and don't provide the same results (success rate is not that important if you follow proper risk/reward in every setup). Based on our ParadiseFamilyVIP 7 golden rules, which we teach you in an introductory phone call, we are using only one buy price to ensure that we enter every trade setup with the same position size, which is very important to do; if you want to be profitable long-term!



WIN & LOSS CHART

Win/Loss ● Win



TOP WIN & LOSS ORDERS

Date	Pair	Order Profit	Tot. Dur. (days)	Order Target
20.01.2023	OPUL/USDT	%65,9	30,8	T02

Date	Pair	Order Loss	Tot. Dur. (days)
------	------	------------	------------------

JOIN OUR VIP SERVICES

Account Management

No time to trade ?

Use our API auto trading extra package

Money stays on your account

Trailing stop loss and take profit included

JOIN NOW

NEW

KuCoin VIP

Daily Signals

1 month - Silver Membership

6 months - Gold Membership

12 months - Platinum Membership

Join the ParadiseFamilyVIP

Contact Us

Binance VIP

Daily Signals

1 month - Silver Membership

6 months - Gold Membership

12 months - Platinum Membership

Join the ParadiseFamilyVIP

Contact Us

Exclusive BTCÐ Trading VIP

Daily Signals

1 month - Silver Membership

6 months - Gold Membership

12 months - Platinum Membership

Join the ParadiseFamilyVIP

Contact Us



www.mycryptoparadise.com



/MyCryptoParadise



@_MCP_Signals



/mycryptoparadise



/mycryptoparadise



@MCP_Binance
@MCP_bitmex



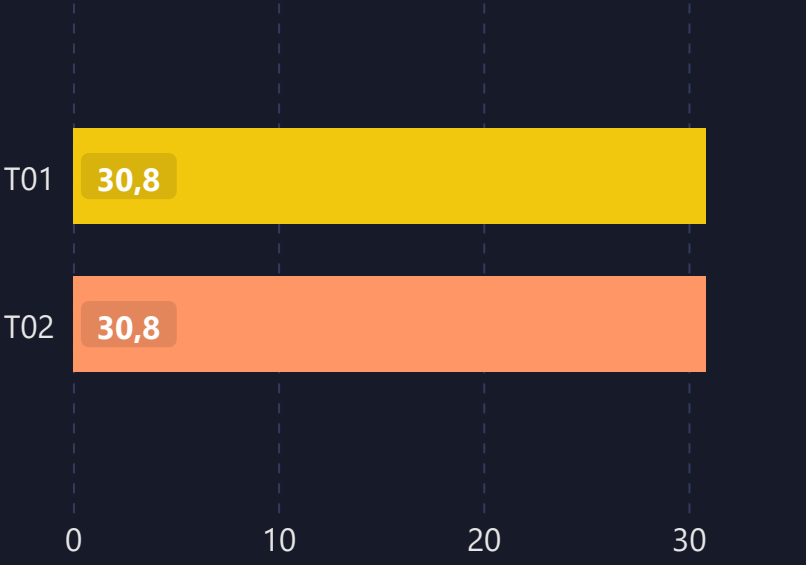
LIST OF ALL TRADES

Signal Date	Pair	Direction	Leverage	Buy Rate	Target 1	Target 2	Target 3	Target 4	Man. Close	Stop Loss	P&L	Dur. (days)
21.12.2022	OPUL/USDT	Long	1	0.050750	0.072690	0.084190	0.105140	0.121360		0.0416	%65,9 ▲	30,8

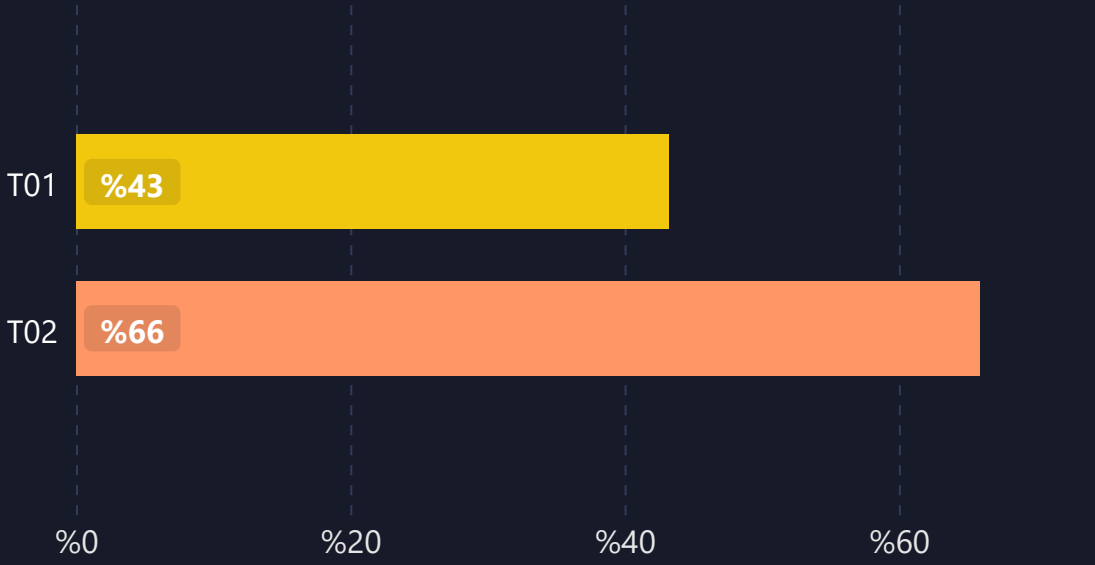


DETAILED STATS OF TARGETS (T1, T2, T3 etc.)

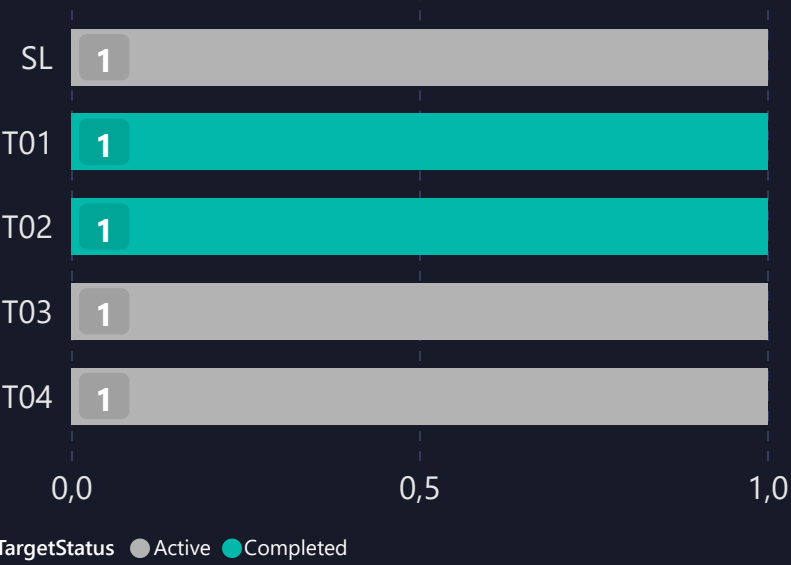
AVERAGE DAYS TO HIT TARGETS



AVERAGE PROFIT PER TARGET



INDIVIDUAL TARGETS STATUS



TARGET DURATION vs PROFIT/LOSS SCATTER CHART

Targets ● T01 ● T02

