



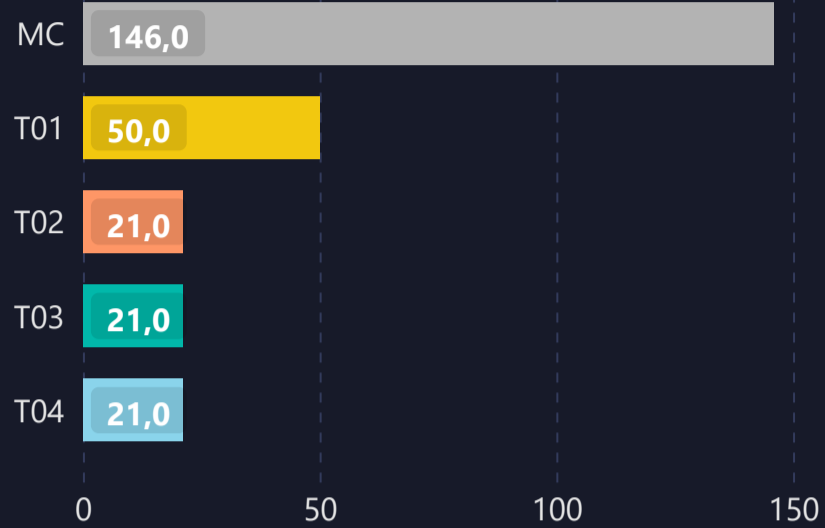
LIST OF ALL TRADES

Signal Date	Pair	Direction	Leverage	Buy Rate	Target 1	Target 2	Target 3	Target 4	Man. Close	Stop Loss	P&L	Dur. (days)
16.09.2022	ROSN/USDT	Long	1	0.024760	0.044440	0.049480	0.060870	0.069480	0.0262	0.0153	%6,0 ▲	146,0
18.10.2022	NHCT/USDT	Long	1	0.046300	0.059000	0.063300	0.069000	0.071700		0.0420	%27,4 ▲	110,0
15.01.2023	EFX/USDT	Long	1	0.011200	0.017900	0.021500	0.023650	0.025976		0.0081	%131,9 ▲	23,7
26.01.2023	DPR/USDT	Long	1	0.007569	0.010500	0.011000	0.011300	0.011668		0.0058	%54,2 ▲	18,3

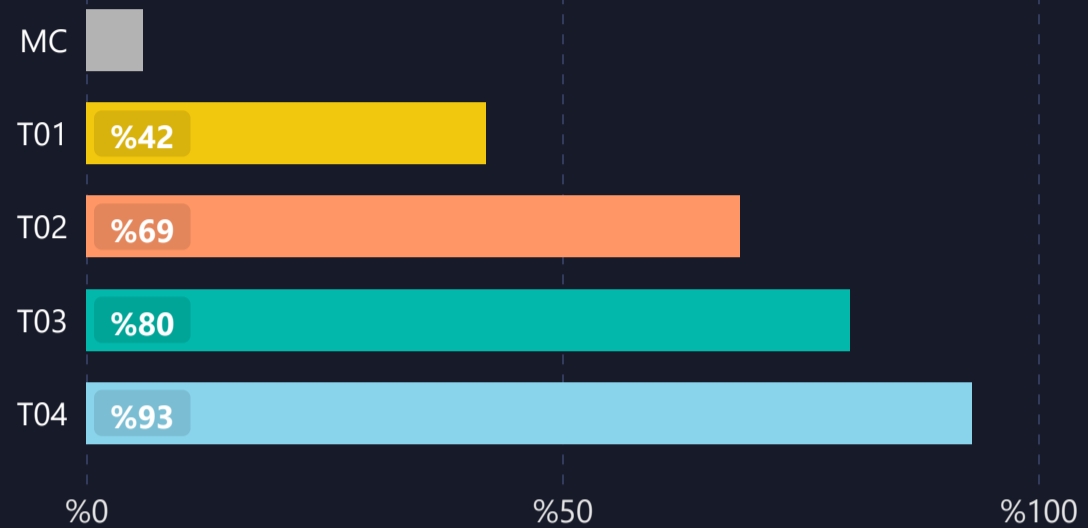


DETAILED STATS OF TARGETS (T1, T2, T3 etc.)

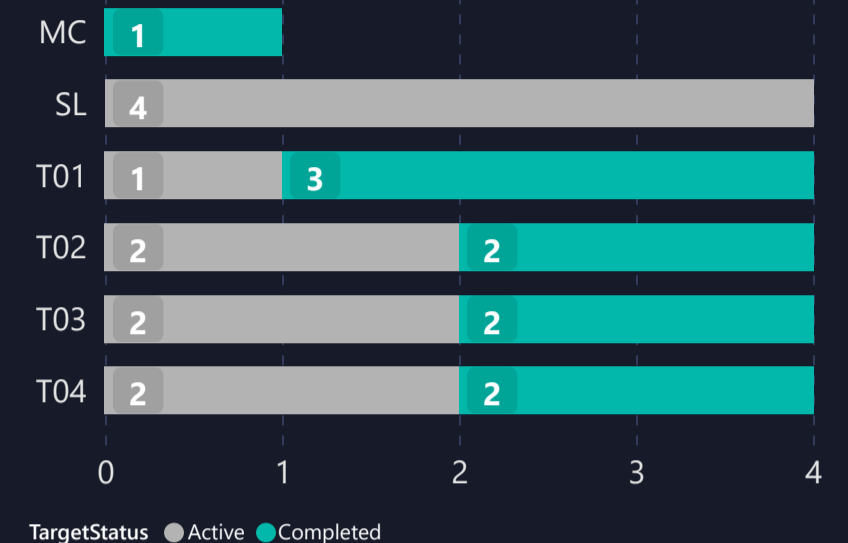
AVERAGE DAYS TO HIT TARGETS



AVERAGE PROFIT PER TARGET



INDIVIDUAL TARGETS STATUS



TARGET DURATION vs PROFIT/LOSS SCATTER CHART

Targets ● MC ● T01 ● T02 ● T03 ● T04

