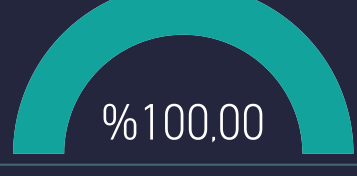




## ParadiseFamilyVIP - For Binance Traders 2023 FEBRUARY REPORT

TOTAL PROFIT  
**%151**

Success Rate



ROI \*

**%14,20**

Completed Trades

10 # of Signals **%151** Total Profit

Win Trades

10 # of Trades **%151** Win Profit

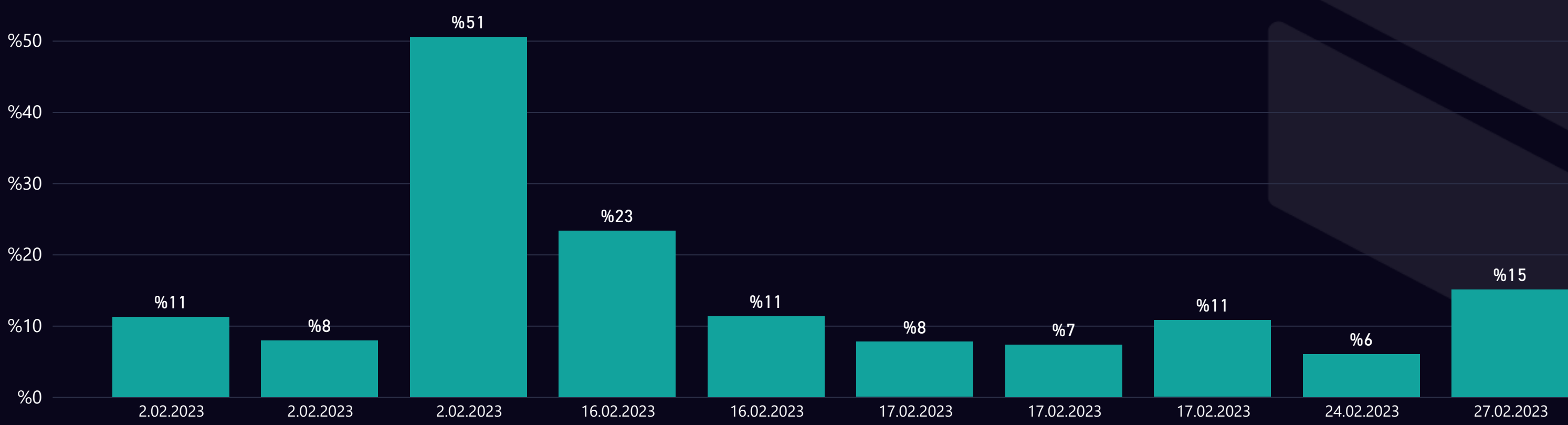
Loss Trades

() # of Trades () Loss Rate

Each signal comes with a proper Risk/Reward strategy, and our motto is quality above quantity. One thoughtful position with a high return and tight invalidation level is, in the long term, better than 10 trades per day, which drain your energy and don't provide the same results (success rate is not that important if you follow proper risk/reward in every setup). Based on our ParadiseFamilyVIP 7 golden rules, which we teach you in an introductory phone call, we are using only one buy price to ensure that we enter every trade setup with the same position size, which is very important to do; if you want to be profitable long-term!

### WIN & LOSS CHART

Win/Loss ● Win



### TOP WIN & LOSS ORDERS

Date	Pair	Order Profit	Tot. Dur. (days)	Order Target
2.02.2023	SFP/USDT	%50,6	81,0	MC
16.02.2023	COTI/USDT	%23,3	2,2	T01
27.02.2023	DYDX/USDT	%15,1	3,2	MC
16.02.2023	SOL/USDT	%11,3	4,3	MC
2.02.2023	YGG/USDT	%11,2	0,8	MC

Date	Pair	Order Loss	Tot. Dur. (days)
------	------	------------	------------------

## JOIN OUR VIP SERVICES

#### Account Management

No time to trade ?

Use our API auto trading extra package

Money stays on your account

Trailing stop loss and take profit included

JOIN NOW

NEW

#### KuCoin VIP

Daily Signals

1 month - Silver Membership

6 months - Gold Membership

12 months - Platinum Membership

Join the ParadiseFamilyVIP

Contact Us

#### Binance VIP

Daily Signals

1 month - Silver Membership

6 months - Gold Membership

12 months - Platinum Membership

Join the ParadiseFamilyVIP

Contact Us

#### Exclusive BTC&ETH Trading VIP

Daily Signals

1 month - Silver Membership

6 months - Gold Membership

12 months - Platinum Membership

Join the ParadiseFamilyVIP

Contact Us



www.mycryptoparadise.com



/MyCryptoParadise



@\_MCP\_Signals



/mycryptoparadise



/mycryptoparadise



@MCP\_Binance  
@MCP\_bitmex



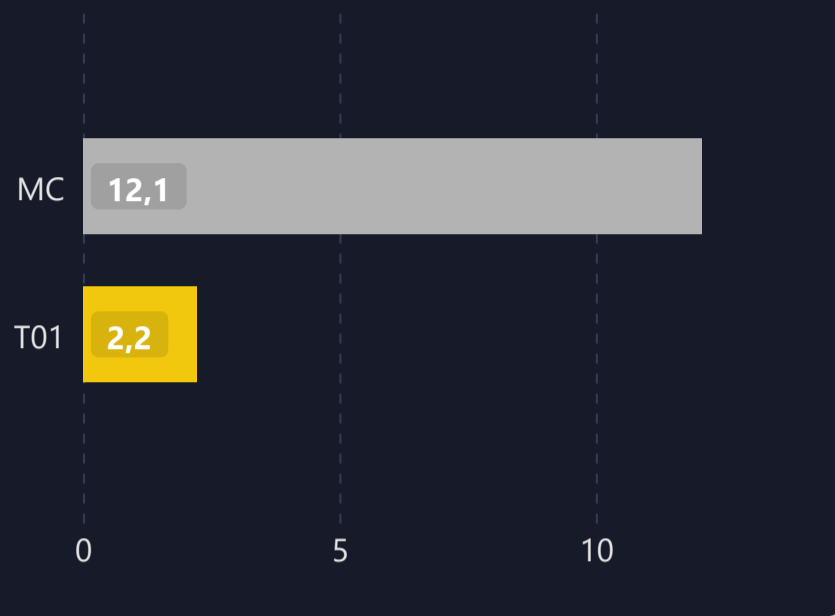
# LIST OF ALL TRADES

Signal Date	Pair	Direction	Leverage	Buy Rate	Target 1	Target 2	Target 3	Target 4	Man. Close	Stop Loss	P&L	Dur. (days)
13.11.2022	SFP/USDT	Long	1	0.404300	3.000000	3.100000	3.200000	3.400000	0.6087	0.1041	%50,6 ▲	81,0
26.01.2023	DOGE/USDT	Long	1	0.086210	0.115000	0.118000	0.120000	0.124650	0.0930	0.0729	%7,9 ▲	7,7
1.02.2023	YGG/USDT	Long	1	0.290100	0.400000	0.410000	0.420000	0.436900	0.3227	0.2455	%11,2 ▲	0,8
9.02.2023	YGG/USDT	Long	1	0.281800	0.369000	0.420000	0.430000	0.446900	0.3036	0.2263	%7,7 ▲	7,1
12.02.2023	SOL/USDT	Long	1	20.810000	29.600000	36.750000	44.120000	47.120000	23.1600	14.1000	%11,3 ▲	4,3
13.02.2023	BNB/USDT	Long	1	288.400000	369.000000	390.000000	410.000000	420.000000	309.5000	249.0000	%7,3 ▲	3,2
13.02.2023	COTI/USDT	Long	1	0.081000	0.099900	0.103000	0.110000	0.115900		0.0703	%23,3 ▲	2,2
17.02.2023	MATIC/USDT	Long	3	1.474300	1.679000	1.690000	1.839900	1.895000	1.5272	1.3400	%10,8 ▲	0,1
23.02.2023	OP/USDT	Long	1	3.003000	4.900000	5.200000	5.500000	5.905000	3.1830	2.2650	%6,0 ▲	1,3
24.02.2023	DYDX/USDT	Long	1	2.500000					2.8770		%15,1 ▲	3,2

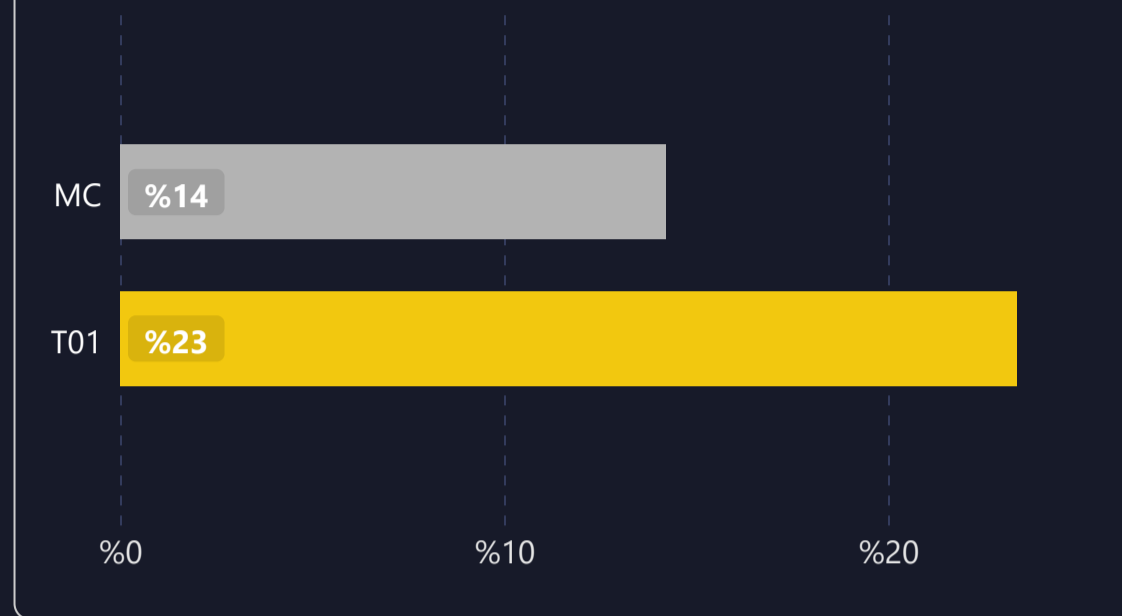


# DETAILED STATS OF TARGETS (T1, T2, T3 etc.)

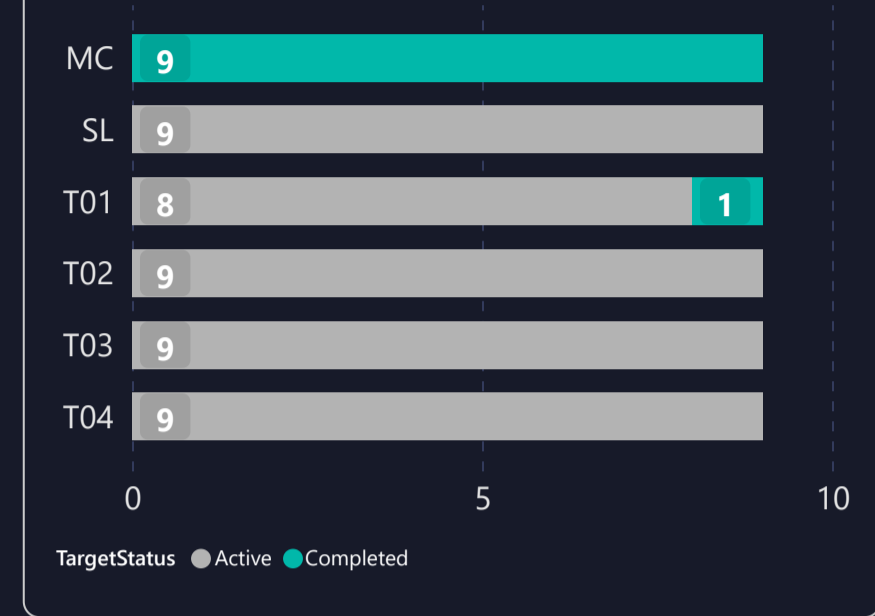
### AVERAGE DAYS TO HIT TARGETS



### AVERAGE PROFIT PER TARGET



### INDIVIDUAL TARGETS STATUS



# TARGET DURATION vs PROFIT/LOSS SCATTER CHART

Targets ● MC ● T01

