



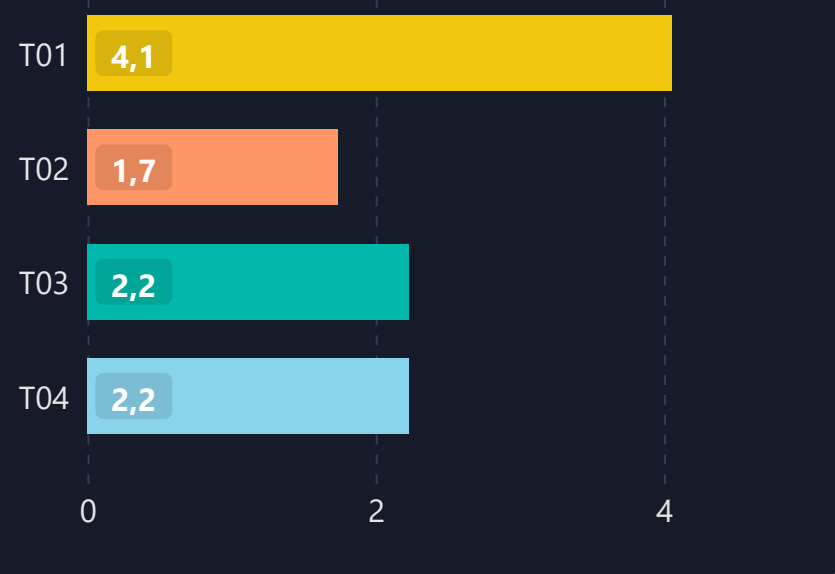
LIST OF ALL TRADES

Signal Date	Pair	Direction	Leverage	Buy Rate	Target 1	Target 2	Target 3	Target 4	Man. Close	Stop Loss	P&L	Dur. (days)
4.10.2022	LAVAX/USDT	Long	1	0.016090	0.020930	0.023990	0.025720	0.027300		0.0141	%69,7 ▲	1,3
11.10.2022	STARLY/USDT	Long	1	0.048500	0.059600	0.064390	0.068970	0.072490		0.0423	%22,9 ▲	0,8
13.10.2022	CWS/USDT	Long	1	0.390000	0.456000	0.552000	0.638000	0.683000		0.3310	%16,9 ▲	13,1
23.10.2022	WOOP/USDT	Long	1	0.023320	0.026900	0.030300	0.033790	0.036520		0.0216	%56,6 ▲	3,2

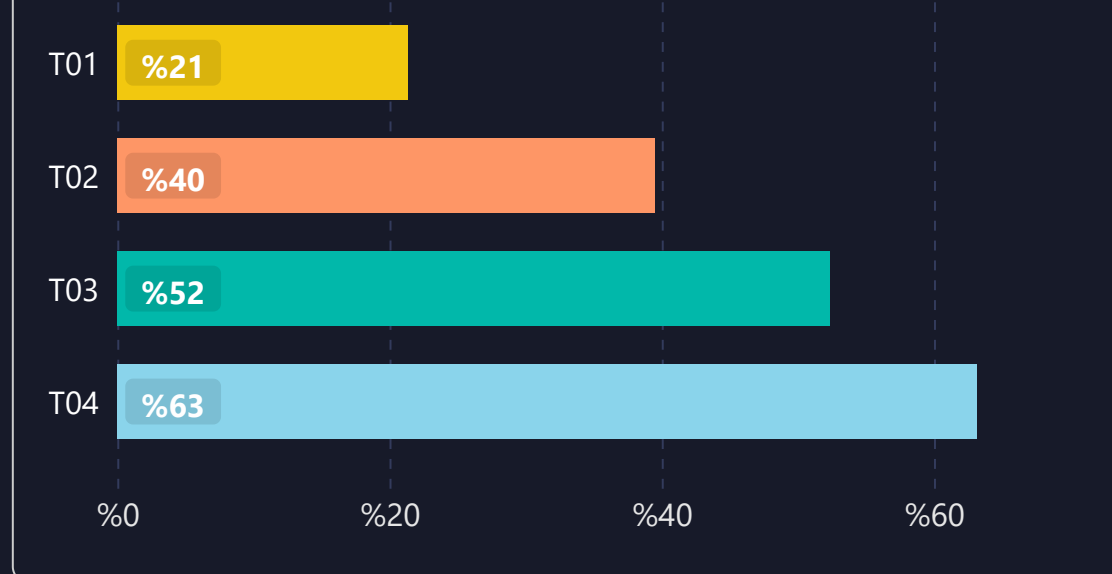


DETAILED STATS OF TARGETS (T1, T2, T3 etc.)

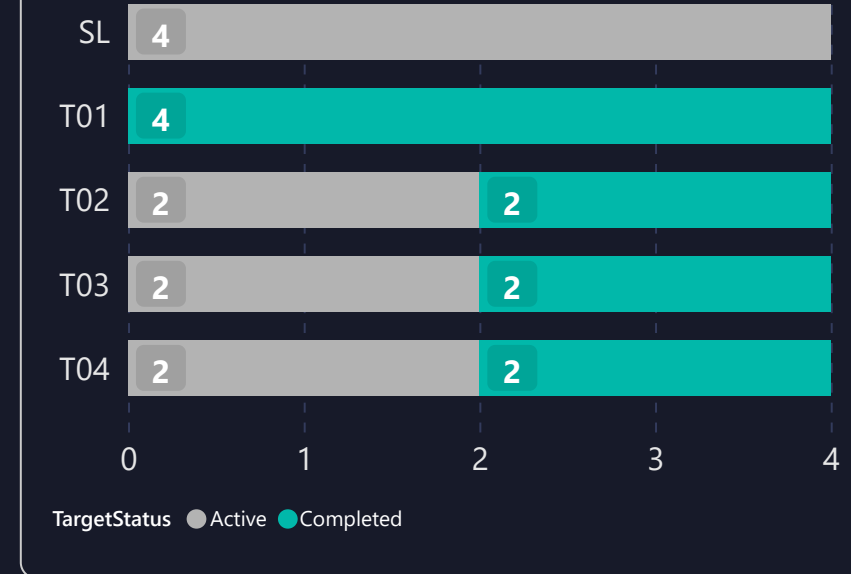
AVERAGE DAYS TO HIT TARGETS



AVERAGE PROFIT PER TARGET



INDIVIDUAL TARGETS STATUS



TARGET DURATION vs PROFIT/LOSS SCATTER CHART

Targets ● T01 ● T02 ● T03 ● T04

