





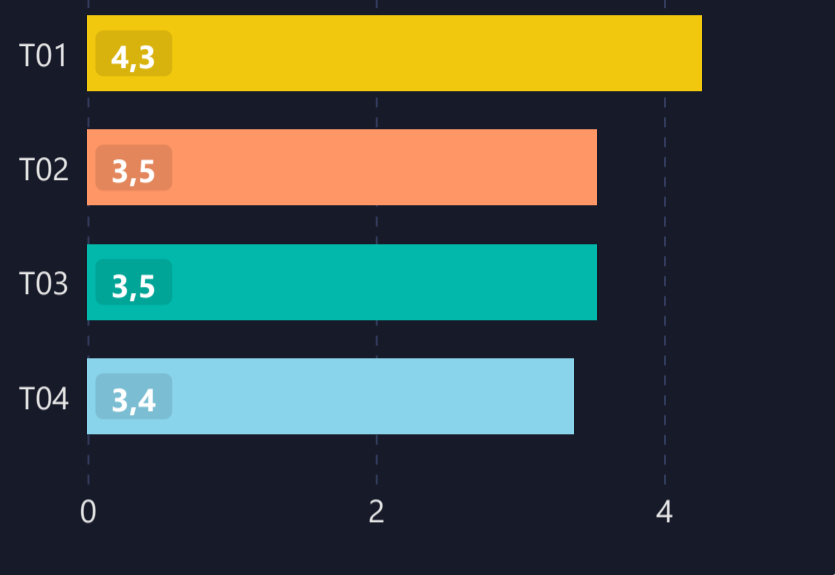
# LIST OF ALL TRADES

Signal Date	Pair	Direction	Leverage	Buy Rate	Target 1	Target 2	Target 3	Target 4	Man. Close	Stop Loss	P&L	Dur. (days)
7.09.2022	LMR/USDT	Long	1	0.017050	0.022310	0.024800	0.027960	0.029570		0.0157	%64,0 ▲	3,7
12.09.2022	FALCONS/USDT	Long	1	0.004995	0.006480	0.007053	0.007469	0.007768		0.0043	%29,7 ▲	5,9
22.09.2022	LIKE/USDT	Long	1	0.010193	0.012210	0.013451	0.015310	0.016300		0.0093	%59,9 ▲	3,4

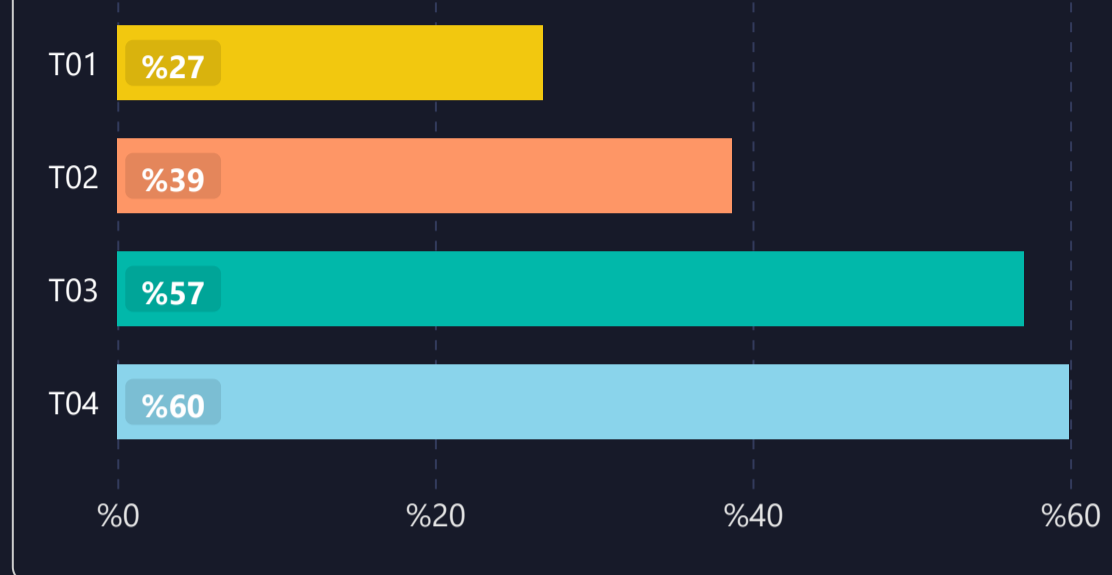


# DETAILED STATS OF TARGETS (T1, T2, T3 etc.)

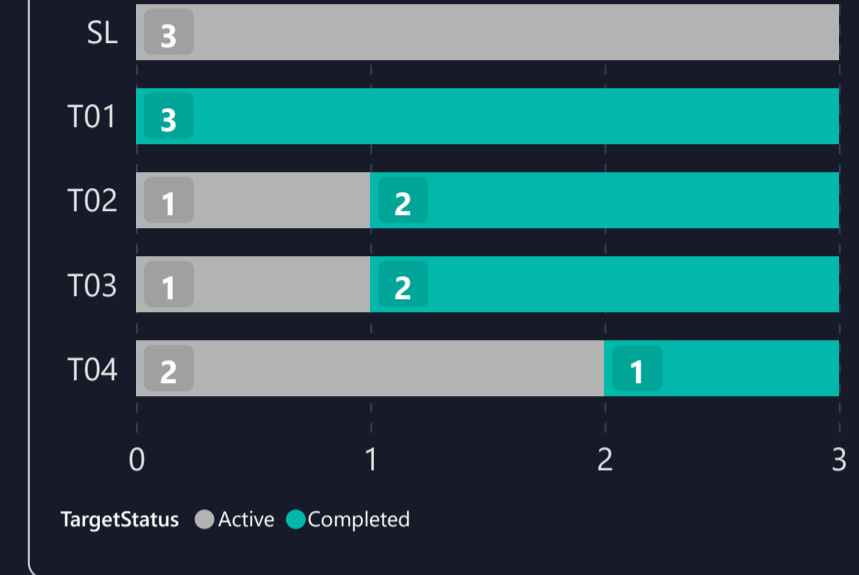
### AVERAGE DAYS TO HIT TARGETS



### AVERAGE PROFIT PER TARGET



### INDIVIDUAL TARGETS STATUS



# TARGET DURATION vs PROFIT/LOSS SCATTER CHART

Targets ● T01 ● T02 ● T03 ● T04

