





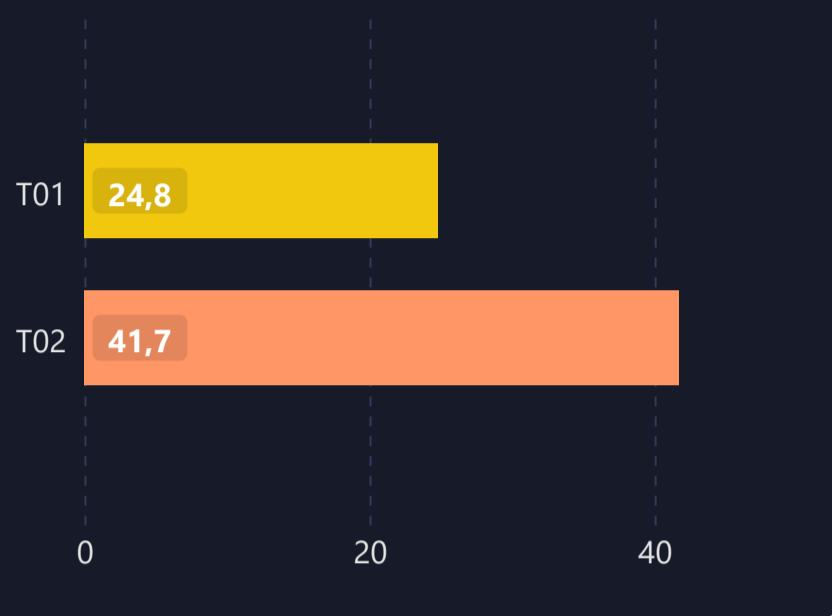
# LIST OF ALL TRADES

Signal Date	Pair	Direction	Leverage	Buy Rate	Target 1	Target 2	Target 3	Target 4	Man. Close	Stop Loss	P&L	Dur. (days)
18.11.2022	EFX/USDT	Long	1	0.004205	0.006900	0.007540	0.008500	0.009025		0.0034	%79,3 ▲	41,7
6.12.2022	UNIC/USDT	Long	1	5.105000	6.810000	7.790000	8.790000	9.670000		4.3900	%33,4 ▲	7,9

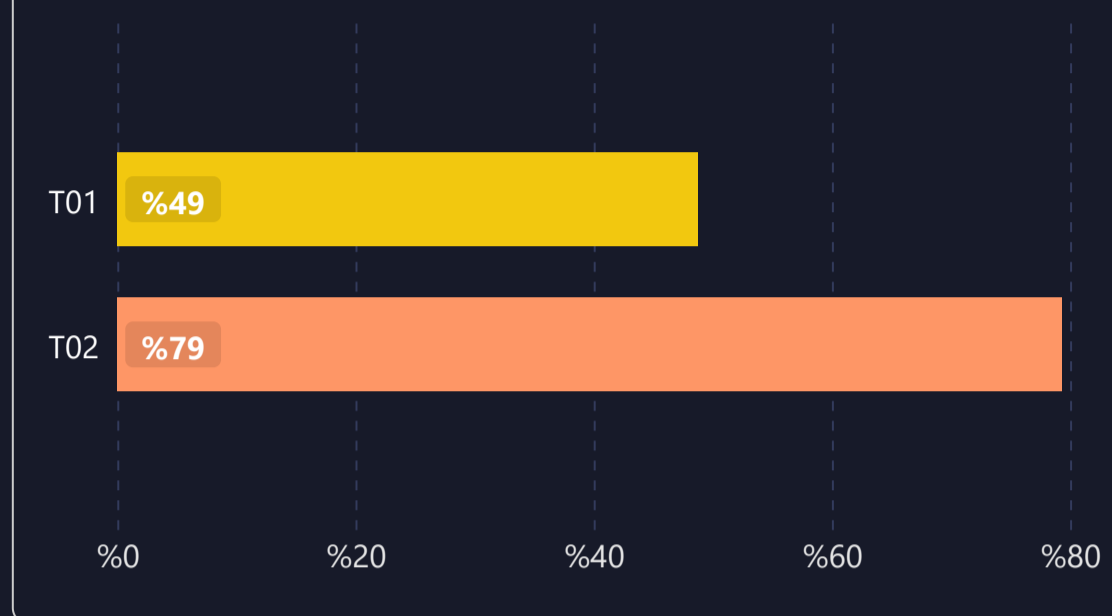


# DETAILED STATS OF TARGETS (T1, T2, T3 etc.)

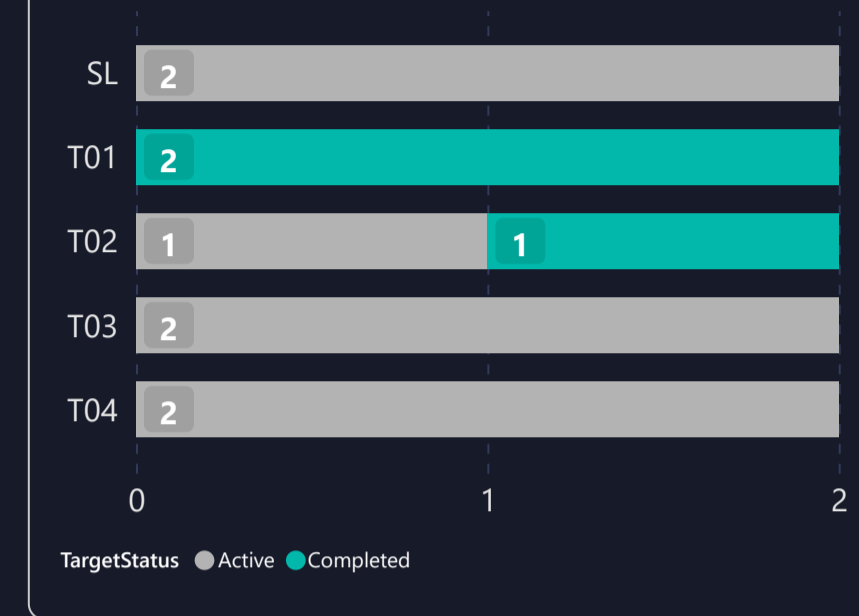
### AVERAGE DAYS TO HIT TARGETS



### AVERAGE PROFIT PER TARGET



### INDIVIDUAL TARGETS STATUS



# TARGET DURATION vs PROFIT/LOSS SCATTER CHART

Targets ● T01 ● T02

