





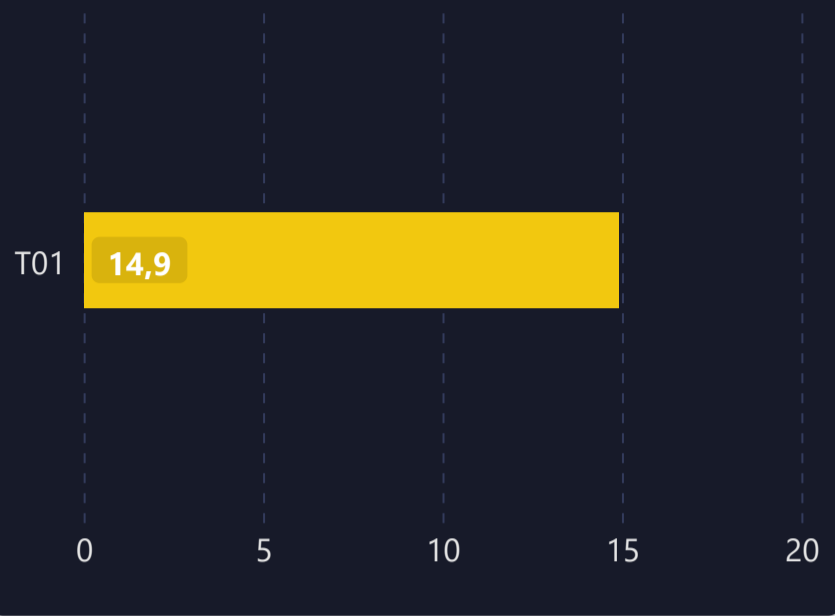
# LIST OF ALL TRADES

Signal Date	Pair	Direction	Type	Buy Rate	Target 1	Target 2	Target 3	Target 4	Man. Close	Stop Loss	P&L	Dur. (days)
30.11.2022	BTC/USDT	Long	Bybit	16450.000000	18005.000000	18400.000000	18700.000000	19141.000000		15326.0000	%18,9 ▲	14,9
30.11.2022	ETH/USDT	Long	Bybit	1219.000000	1304.000000	1510.000000	1520.000000	1583.000000		1138.0000	%7,0 ▲	14,9

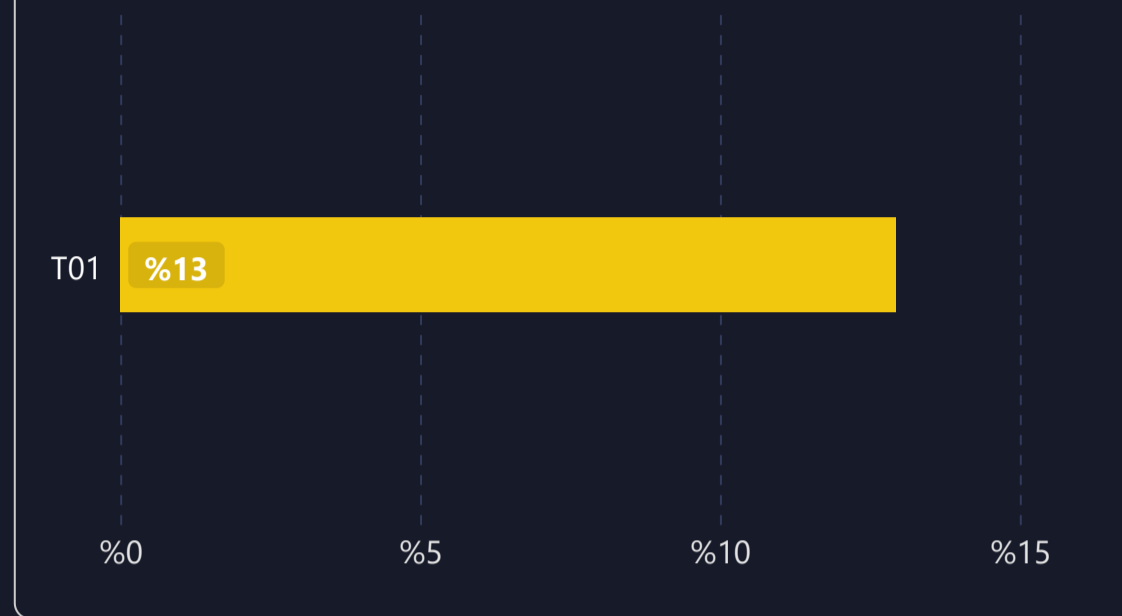


# DETAILED STATS OF TARGETS (T1, T2, T3 etc.)

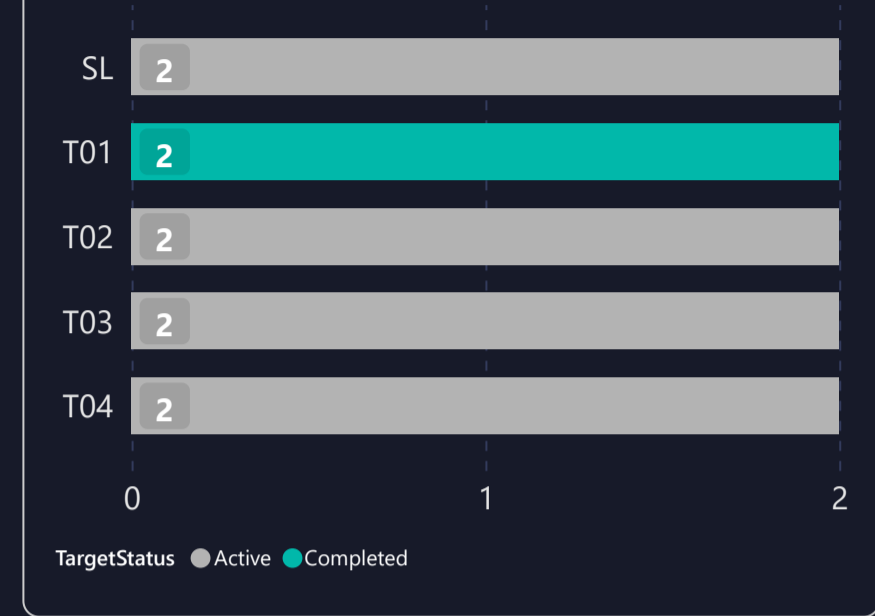
### AVERAGE DAYS TO HIT TARGETS



### AVERAGE PROFIT PER TARGET



### INDIVIDUAL TARGETS STATUS



# TARGET DURATION vs PROFIT/LOSS SCATTER CHART

Targets ● T01

