



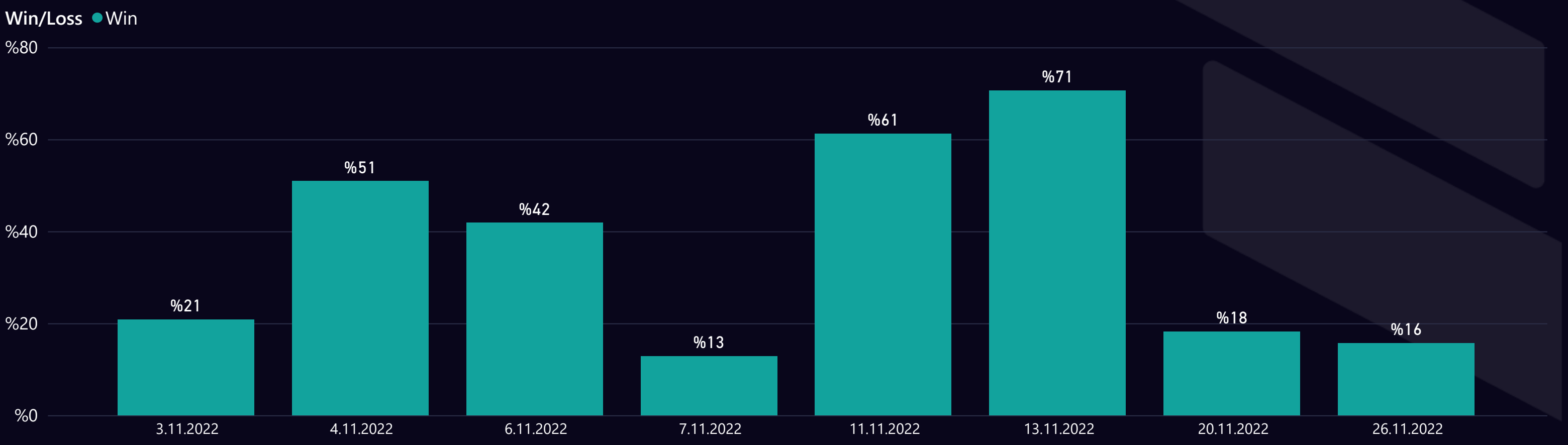
ParadiseFamilyVIP - For Binance Traders 2022 NOVEMBER REPORT

TOTAL PROFIT
%292

Success Rate %100.00	ROI * %23,50	Completed Trades 9 # of Signals %292 Total Profit	Win Trades 9 # of Trades %292 Win Profit	Loss Trades () # of Trades () Loss Rate
------------------------------------	-------------------------------	--	---	--

Each signal comes with a proper Risk/Reward strategy, and our motto is quality above quantity. One thoughtful position with a high return and tight invalidation level is, in the long term, better than 10 trades per day, which drain your energy and don't provide the same results (success rate is not that important if you follow proper risk/reward in every setup). Based on our ParadiseFamilyVIP 7 golden rules, which we teach you in an introductory phone call, we are using only one buy price to ensure that we enter every trade setup with the same position size, which is very important to do; if you want to be profitable long-term!

WIN & LOSS CHART



TOP WIN & LOSS ORDERS

Date	Pair	Order Profit	Tot. Dur. (days)	Order Target
13.11.2022	SFP/USDT	%70,6	0,7	T04
11.11.2022	BAND/USDT	%61,3	1,7	T01
4.11.2022	BAND/BTC	%50,9	215,9	T02
6.11.2022	LTO/USDT	%21,6	4,7	T02
3.11.2022	RAD/USDT	%20,8	7,1	T02

Date	Pair	Order Loss	Tot. Dur. (days)
No loss orders recorded.			

JOIN OUR VIP SERVICES

Account Management
No time to trade ?

Use our API auto trading extra package

Money stays on your account

Trailing stop loss and take profit included

[JOIN NOW](#)

NEW KuCoin VIP
Daily Signals

1 month - Silver Membership
6 months - Gold Membership
12 months - Platinum Membership

Join the ParadiseFamilyVIP

[Contact Us](#)

Binance VIP
Daily Signals

1 month - Silver Membership
6 months - Gold Membership
12 months - Platinum Membership

Join the ParadiseFamilyVIP

[Contact Us](#)

Exclusive BTCÐ Trading VIP
Daily Signals

1 month - Silver Membership
6 months - Gold Membership
12 months - Platinum Membership

Join the ParadiseFamilyVIP

[Contact Us](#)



www.mycryptoparadise.com



[/MyCryptoParadise](https://www.youtube.com/MyCryptoParadise)



[@_MCP_Signals](https://twitter.com/_MCP_Signals)



[/mycryptoparadise](https://www.facebook.com/mycryptoparadise)



[/mycryptoparadise](https://www.instagram.com/mycryptoparadise)



[@MCP_Binance](https://www.telegram.com/@MCP_Binance)
[@MCP_bitmex](https://www.telegram.com/@MCP_bitmex)



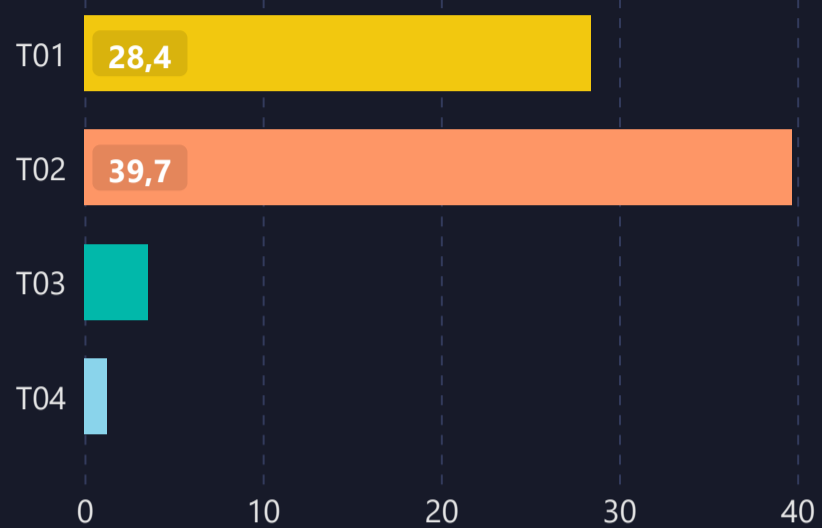
LIST OF ALL TRADES

Signal Date	Pair	Direction	Leverage	Buy Rate	Target 1	Target 2	Target 3	Target 4	Man. Close	Stop Loss	P&L	Dur. (days)
2.04.2022	BAND/BTC	Long	1	0.00011550	0.00014450	0.00017430	0.00020900	0.00024900		0.00009200	%50,9 ▲	215,9
26.10.2022	ZIL/USDT	Long	1	0.030310	0.034200	0.035500	0.036000	0.036500		0.0280	%12,8 ▲	11,6
27.10.2022	RAD/USDT	Long	1	2.069000	2.350000	2.500000	2.590000	2.620000		1.9200	%20,8 ▲	7,1
2.11.2022	LTO/USDT	Long	1	0.094950	0.106000	0.115500	0.129000	0.137900		0.0865	%21,6 ▲	4,7
4.11.2022	PHA/USDT	Long	1	0.160500	0.181500	0.184700	0.189700	0.192900		0.1499	%20,2 ▲	1,8
10.11.2022	BAND/USDT	Long	1	1.373000	2.214000	4.200000	4.600000	4.707000		0.9250	%61,3 ▲	1,7
13.11.2022	SFP/USDT	Long	1	0.318100	0.464200	0.494700	0.520000	0.542800		0.2621	%70,6 ▲	0,7
15.11.2022	ZRX/USDT	Long	1	0.177600	0.209900	0.213000	0.216000	0.219600		0.1649	%18,2 ▲	5,5
18.11.2022	WAN/USDT	Long	1	0.140000	0.155800	0.159000	0.162000	0.163500		0.1330	%15,7 ▲	8,1

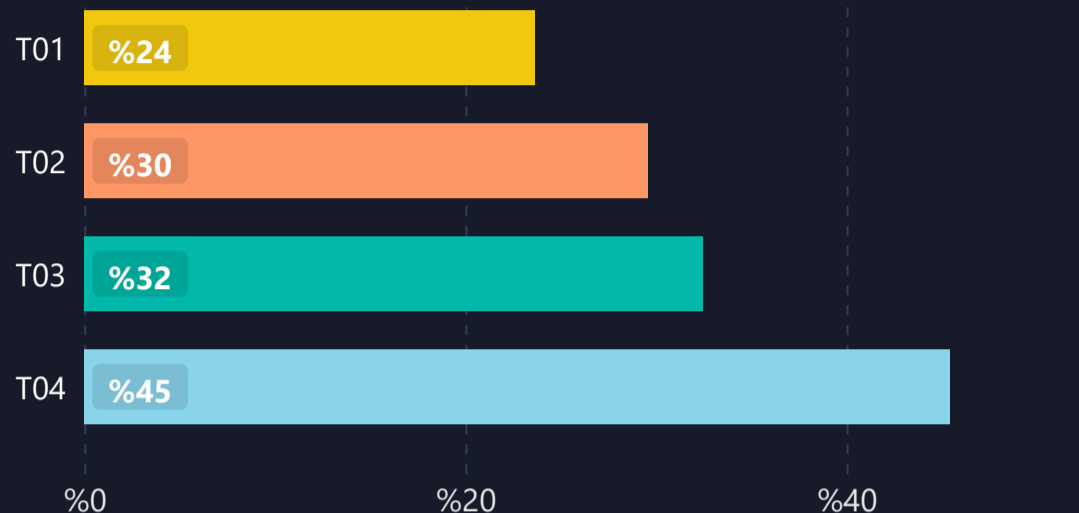


DETAILED STATS OF TARGETS (T1, T2, T3 etc.)

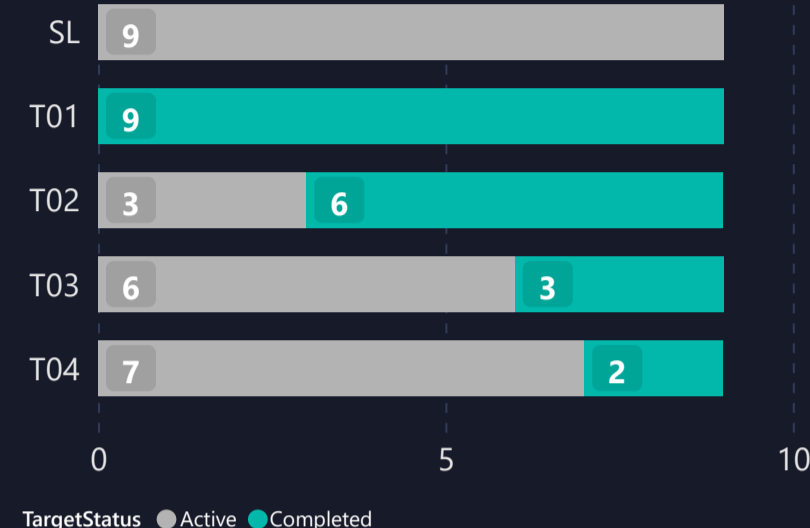
AVERAGE DAYS TO HIT TARGETS



AVERAGE PROFIT PER TARGET



INDIVIDUAL TARGETS STATUS



TARGET DURATION vs PROFIT/LOSS SCATTER CHART

Targets ● T01 ● T02 ● T03 ● T04

