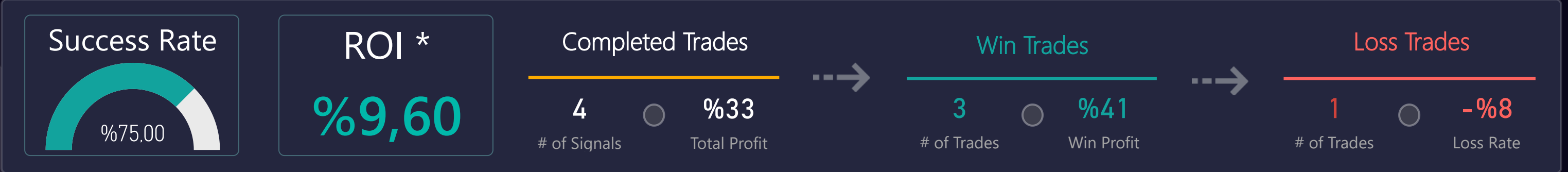




ParadiseFamilyVIP - Exclusive BTCÐ Trading 2022 AUGUST REPORT

TOTAL PROFIT
%33



In BTCÐ trades, we enter with double position size than we do in Binance and Kucoin ParadiseVIP, that is why the ROI is bigger even when the % profit/loss is the same or similar to our Binance and Kucoin results

Each signal comes with a proper Risk/Reward strategy, and our motto is quality above quantity. One thoughtful position with a high return and tight invalidation level is, in the long term, better than 10 trades per day, which drain your energy and don't provide the same results (success rate is not that important if you follow proper risk/reward in every setup). Based on our ParadiseFamilyVIP 7 golden rules, which we teach you in an introductory phone call, we are using only one buy price to ensure that we enter every trade setup with the same position size, which is very important to do; if you want to be profitable long-term!

WIN & LOSS CHART



TOP WIN & LOSS ORDERS

Date	Pair	Order Profit	Tot. Dur. (days)	Order Target
19.08.2022	ETH/USDT	%19,2	1,5	T02
4.08.2022	BTC/USDT	%12,2	0,3	T01
3.08.2022	BTC/USDT	%10,1	0,4	T02

Date	Pair	Order Loss	Tot. Dur. (days)
26.08.2022	BTC/USDT	-%8,5	0,8

JOIN OUR VIP SERVICES

Account Management
No time to trade ?

Use our API auto trading extra package

Money stays on your account

Trailing stop loss and take profit included

[JOIN NOW](#)

NEW KuCoin VIP
Daily Signals

1 month - Silver Membership
6 months - Gold Membership
12 months - Platinum Membership

Join the ParadiseFamilyVIP

[Contact Us](#)

Binance VIP
Daily Signals

1 month - Silver Membership
6 months - Gold Membership
12 months - Platinum Membership

Join the ParadiseFamilyVIP

[Contact Us](#)

Exclusive BTCÐ Trading VIP
Daily Signals

1 month - Silver Membership
6 months - Gold Membership
12 months - Platinum Membership

Join the ParadiseFamilyVIP

[Contact Us](#)



www.mycryptoparadise.com



/MyCryptoParadise



@_MCP_Signals



/mycryptoparadise



/mycryptoparadise



@MCP_Binance
@MCP_bitmex



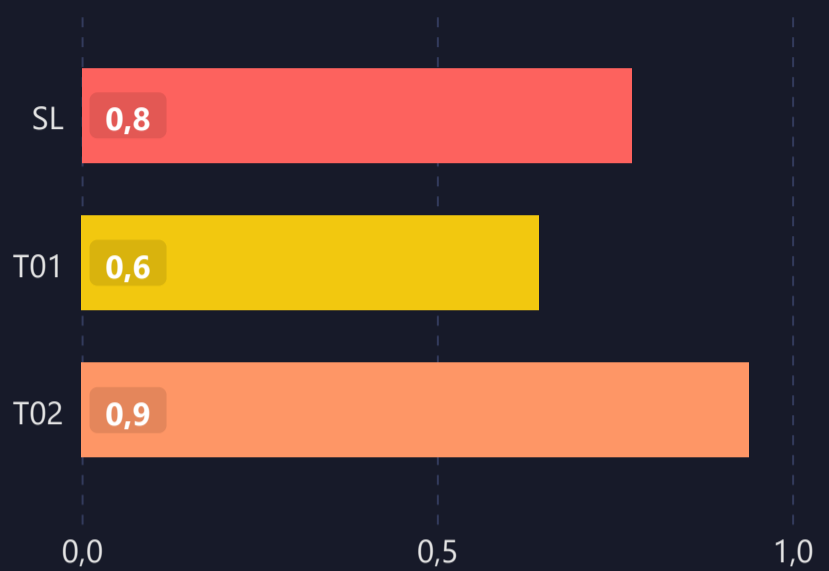
LIST OF ALL TRADES

Signal Date	Pair	Direction	Type	Buy Rate	Target 1	Target 2	Target 3	Target 4	Man. Close	Stop Loss	P&L	Dur. (days)
3.08.2022	BTC/USDT	Long	BTCETH	23123.000000	23375.000000	23455.500000	24320.000000	24500.000000		22690.0000	%10,1 ▲	0,4
3.08.2022	BTC/USDT	Short	BTCETH	23465.000000	22750.000000	22630.000000	22300.000000	22012.000000		24290.0000	%12,2 ▲	0,3
18.08.2022	ETH/USDT	Short	BTCETH	1848.500000	1740.000000	1730.000000	1690.000000	1641.000000		1917.0000	%19,2 ▲	1,5
25.08.2022	BTC/USDT	Long	BTCETH	21450.000000	21900.000000	22200.000000	22790.000000	23083.000000		21190.0000	-%8,5 ▼	0,8

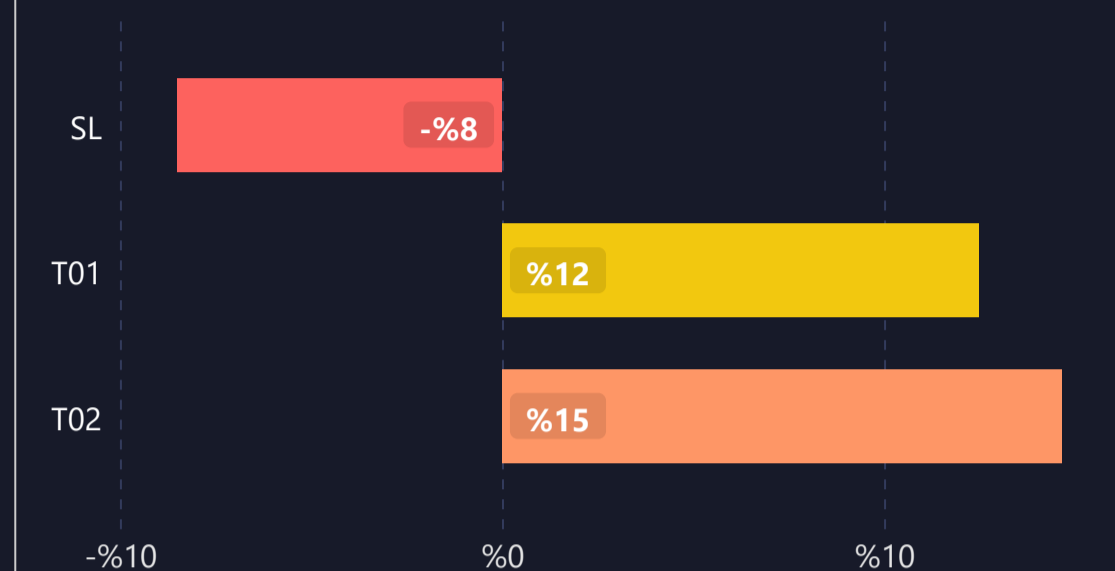


DETAILED STATS OF TARGETS (T1, T2, T3 etc.)

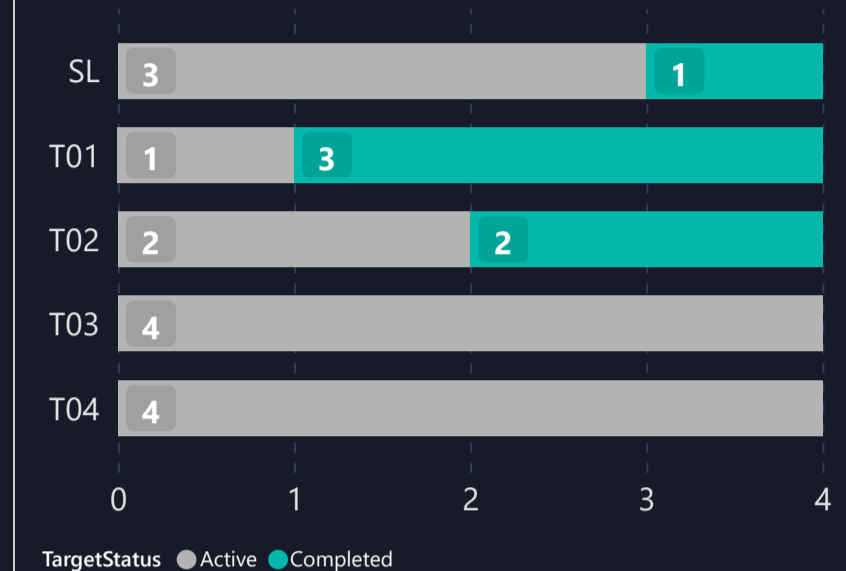
AVERAGE DAYS TO HIT TARGETS



AVERAGE PROFIT PER TARGET



INDIVIDUAL TARGETS STATUS



TARGET DURATION vs PROFIT/LOSS SCATTER CHART

Targets ● SL ● T01 ● T02

