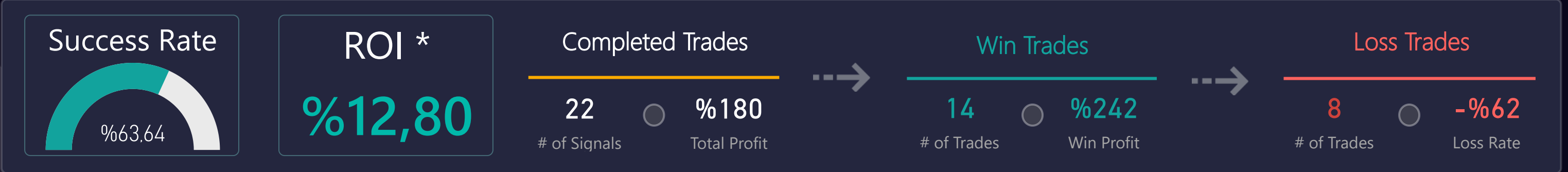




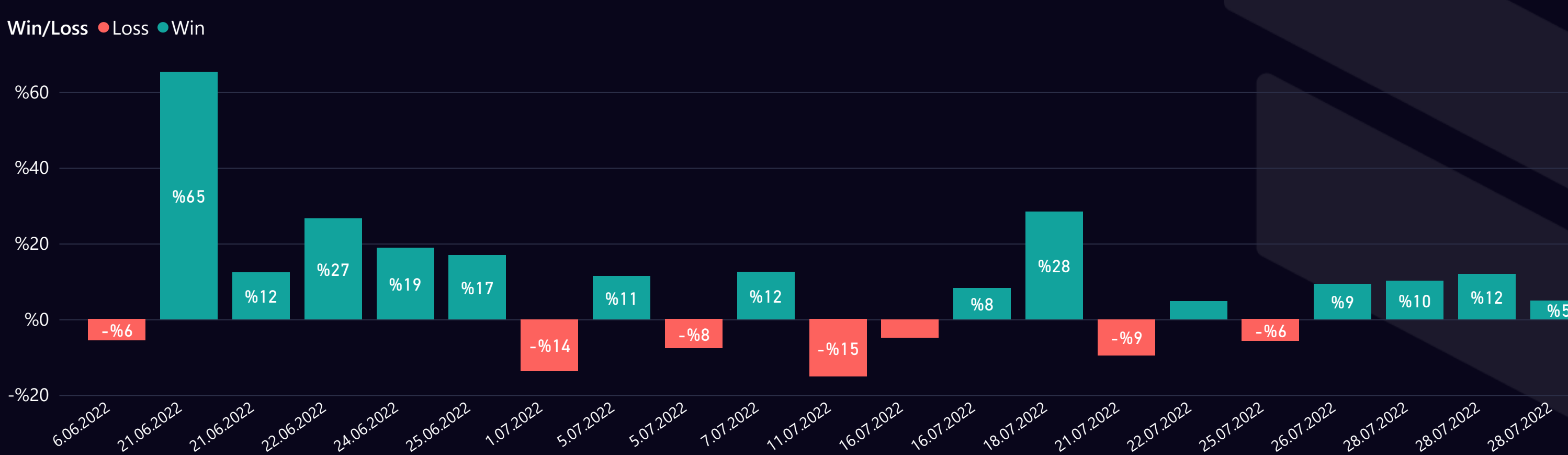
ParadiseFamilyVIP - For Binance Traders 2022 JUNE-JULY REPORT

TOTAL PROFIT
%180



Each signal comes with a proper Risk/Reward strategy, and our motto is quality above quantity. One thoughtful position with a high return and tight invalidation level is, in the long term, better than 10 trades per day, which drain your energy and don't provide the same results (success rate is not that important if you follow proper risk/reward in every setup). Based on our ParadiseFamilyVIP 7 golden rules, which we teach you in an introductory phone call, we are using only one buy price to ensure that we enter every trade setup with the same position size, which is very important to do; if you want to be profitable long-term!

WIN & LOSS CHART



TOP WIN & LOSS ORDERS

| Date | Pair | Order Profit | Tot. Dur. (days) | Order Target |
|------------|------------|--------------|------------------|--------------|
| 21.06.2022 | STORJ/USDT | %65,3 | 3,9 | T02 |
| 18.07.2022 | COTI/USDT | %28,4 | 4,9 | T03 |
| 22.06.2022 | WRX/USDT | %26,7 | 2,1 | T04 |
| 24.06.2022 | SOL/USDT | %18,9 | 1,6 | T01 |
| 25.06.2022 | COS/USDT | %17,0 | 0,9 | T01 |

| Date | Pair | Order Loss | Tot. Dur. (days) |
|------------|------------|------------|------------------|
| 1.07.2022 | MIR/USDT | -%13,7 | 1,4 |
| 11.07.2022 | GMT/USDT | -%9,8 | 2,5 |
| 21.07.2022 | MATIC/USDT | -%9,5 | 0,5 |
| 5.07.2022 | GTO/USDT | -%7,7 | 0,9 |
| 25.07.2022 | CFX/USDT | -%5,7 | 0,5 |

JOIN OUR VIP SERVICES

Account Management
No time to trade ?

Use our API auto trading extra package

Money stays on your account

Trailing stop loss and take profit included

[JOIN NOW](#)

NEW KuCoin VIP
Daily Signals

1 month - Silver Membership
6 months - Gold Membership
12 months - Platinum Membership

Join the ParadiseFamilyVIP

[Contact Us](#)

Binance VIP
Daily Signals

1 month - Silver Membership
6 months - Gold Membership
12 months - Platinum Membership

Join the ParadiseFamilyVIP

[Contact Us](#)

Exclusive BTCÐ Trading VIP
Daily Signals

1 month - Silver Membership
6 months - Gold Membership
12 months - Platinum Membership

Join the ParadiseFamilyVIP

[Contact Us](#)



www.mycryptoparadise.com



/MyCryptoParadise



@_MCP_Signals



/mycryptoparadise



/mycryptoparadise



@MCP_Binance
@MCP_bitmex



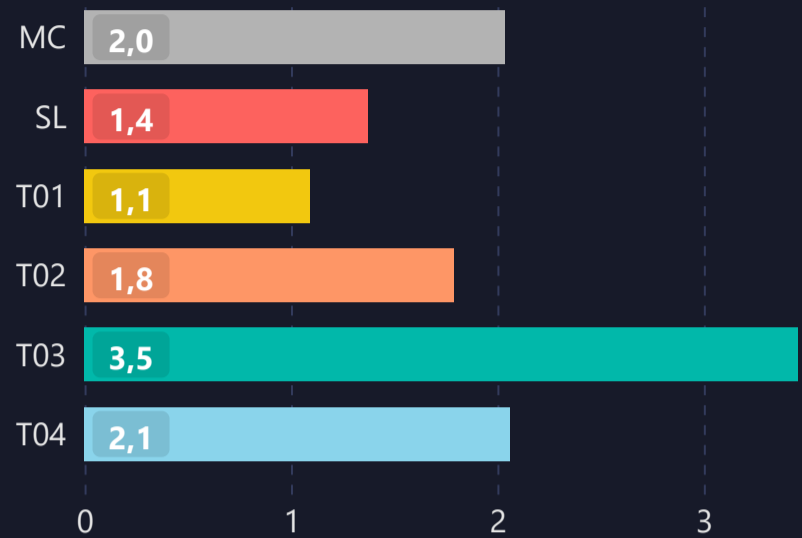
LIST OF ALL TRADES

| Signal Date | Pair | Direction | Type | Buy Rate | Target 1 | Target 2 | Target 3 | Target 4 | Man. Close | Stop Loss | P&L | Dur. (days) |
|-------------|------------|-----------|------|----------|----------|----------|----------|----------|------------|-----------|----------|-------------|
| 6.06.2022 | BNB/USDT | Long | Spot | 310.0700 | 315.5000 | 317.4000 | 320.1000 | 323.2100 | | 306.6000 | -%5,6 ▼ | 0,1 |
| 17.06.2022 | STORJ/USDT | Long | Spot | 0.4800 | 0.6336 | 0.7935 | 0.9777 | 1.1900 | | 0.3236 | %65,3 ▲ | 3,9 |
| 20.06.2022 | WRX/USDT | Long | Spot | 0.1950 | 0.2100 | 0.2300 | 0.2400 | 0.2470 | | 0.1770 | %26,7 ▲ | 2,1 |
| 20.06.2022 | KNC/USDT | Long | Spot | 1.2960 | 1.3800 | 1.4570 | 1.5100 | 1.5470 | | 1.2100 | %12,4 ▲ | 1,0 |
| 23.06.2022 | SOL/USDT | Long | Spot | 34.5100 | 41.0200 | 48.4000 | 53.9900 | 62.4300 | | 28.5000 | %18,9 ▲ | 1,6 |
| 24.06.2022 | COS/USDT | Long | Spot | 0.0062 | 0.0073 | 0.0075 | 0.0077 | 0.0079 | | 0.0056 | %17,0 ▲ | 0,9 |
| 29.06.2022 | MIR/USDT | Long | Spot | 0.2160 | 0.2562 | 0.2999 | 0.3101 | 0.3773 | | 0.1865 | -%13,7 ▼ | 1,4 |
| 4.07.2022 | GTO/USDT | Long | Spot | 0.0196 | 0.0232 | 0.0239 | 0.0248 | 0.0254 | | 0.0181 | -%7,7 ▼ | 0,9 |
| 4.07.2022 | LRC/USDT | Long | Spot | 0.3940 | 0.4390 | 0.4475 | 0.4690 | 0.4790 | | 0.3715 | %11,4 ▲ | 0,7 |
| 6.07.2022 | CTXC/USDT | Long | Spot | 0.1155 | 0.1269 | 0.1299 | 0.1329 | 0.1355 | | 0.1071 | %12,5 ▲ | 0,4 |
| 7.07.2022 | EGLD/USDT | Long | Spot | 54.9450 | 58.4800 | 59.5000 | 62.3500 | 66.2800 | | 52.0329 | -%5,3 ▼ | 4,5 |
| 9.07.2022 | GMT/USDT | Long | Spot | 1.0050 | 1.1390 | 1.1790 | 1.2790 | 1.3160 | | 0.9065 | -%9,8 ▼ | 2,5 |
| 13.07.2022 | COTI/USDT | Long | Spot | 0.0825 | 0.0959 | 0.0999 | 0.1059 | 0.1198 | | 0.0750 | %28,4 ▲ | 4,9 |
| 14.07.2022 | MATIC/USDT | Long | Spot | 0.6353 | 0.8805 | 0.9927 | 1.1550 | 1.2960 | 0.6880 | 0.4962 | %8,3 ▲ | 2,5 |
| 15.07.2022 | LINK/USDT | Long | Spot | 6.3210 | 6.9000 | 7.1000 | 7.2000 | 7.3430 | | 6.1700 | -%4,8 ▼ | 0,6 |
| 18.07.2022 | SAND/USDT | Long | Spot | 1.3550 | 1.8169 | 2.2100 | 2.5320 | 2.9168 | 1.4190 | 1.1598 | %4,7 ▲ | 3,8 |
| 20.07.2022 | MATIC/USDT | Long | Spot | 0.9150 | 1.0800 | 1.1400 | 1.1800 | 1.2227 | | 0.8281 | -%9,5 ▼ | 0,5 |
| 24.07.2022 | CFX/USDT | Long | Spot | 0.0573 | 0.0639 | 0.0645 | 0.0689 | 0.0698 | | 0.0540 | -%5,7 ▼ | 0,5 |
| 26.07.2022 | CHESS/USDT | Long | Spot | 0.3440 | 0.3760 | 0.4200 | 0.4590 | 0.5050 | | 0.3000 | %9,3 ▲ | 0,0 |
| 27.07.2022 | BNB/USDT | Long | Spot | 254.0000 | 319.0000 | 344.0000 | 420.0000 | 504.0000 | 266.4000 | 203.0000 | %4,9 ▲ | 1,0 |
| 27.07.2022 | UTK/USDT | Long | Spot | 0.1243 | 0.1452 | 0.1586 | 0.1827 | 0.1967 | 0.1368 | 0.1028 | %10,1 ▲ | 0,8 |
| 27.07.2022 | ATOM/USDT | Long | Spot | 9.7300 | 10.9000 | 11.3200 | 12.4200 | 12.9000 | | 8.6000 | %12,0 ▲ | 0,7 |

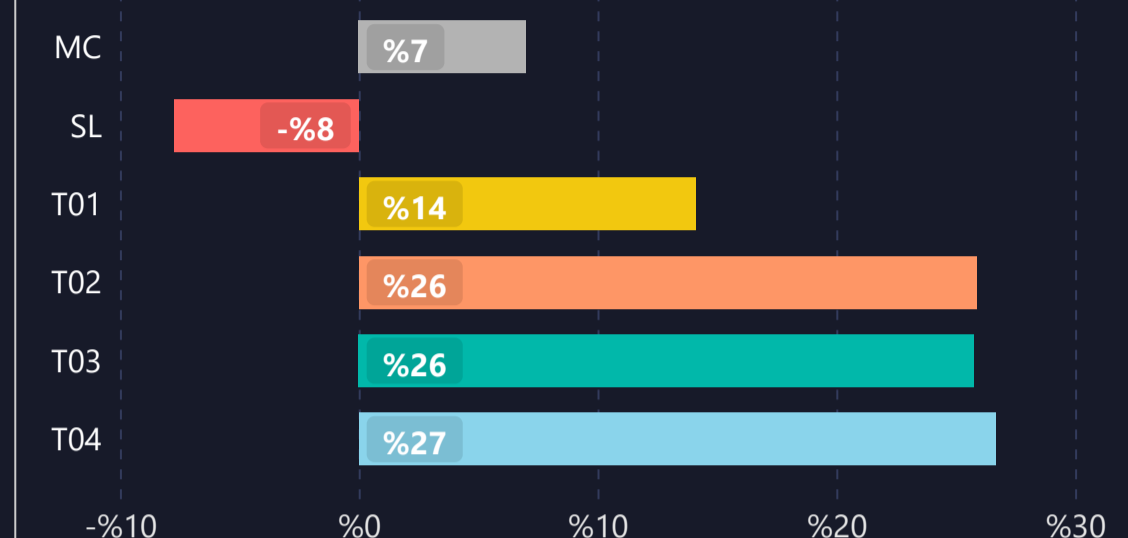


DETAILED STATS OF TARGETS (T1, T2, T3 etc.)

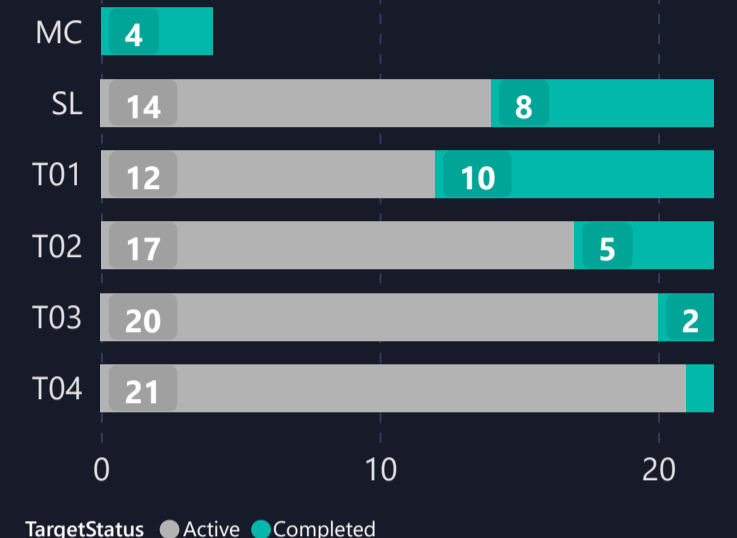
AVERAGE DAYS TO HIT TARGETS



AVERAGE PROFIT PER TARGET



INDIVIDUAL TARGETS STATUS



TARGET DURATION vs PROFIT/LOSS SCATTER CHART

Targets ● MC ● SL ● T01 ● T02 ● T03 ● T04

