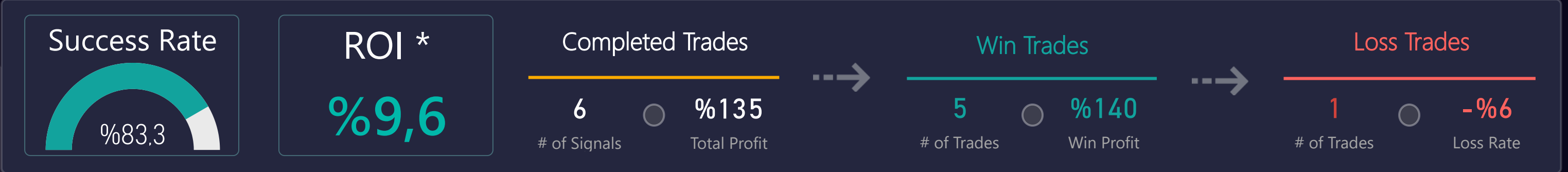




ParadiseFamilyVIP - For Binance Traders 2022 JUNE REPORT

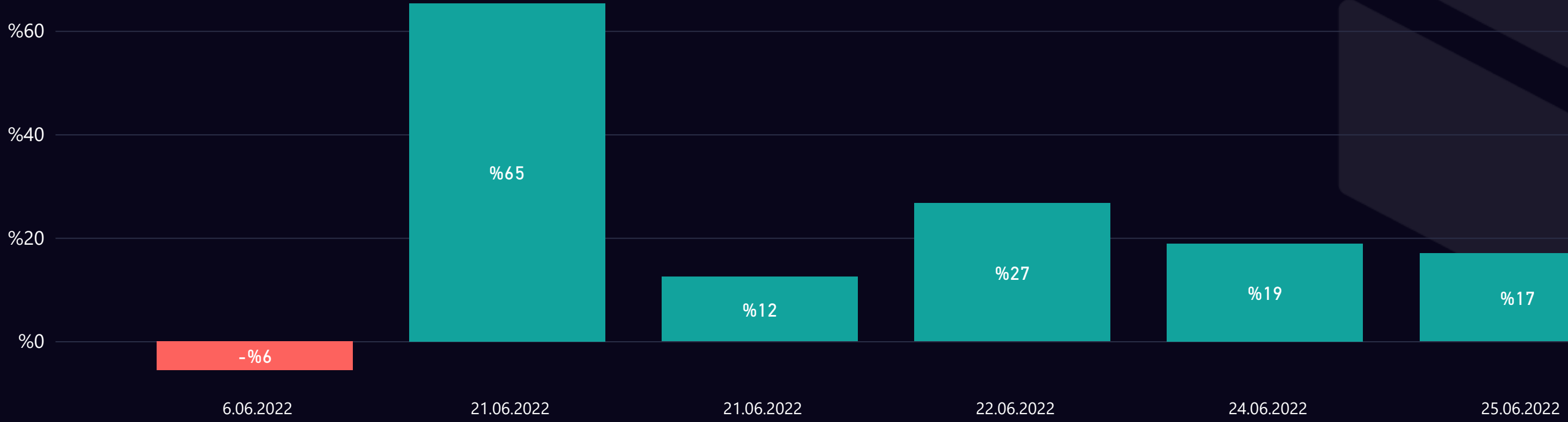
TOTAL PROFIT
%135



Each signal comes with a proper Risk/Reward strategy, and our motto is quality above quantity. One thoughtful position with a high return and tight invalidation level is, in the long term, better than 10 trades per day, which drain your energy and don't provide the same results (success rate is not that important if you follow proper risk/reward in every setup). Based on our ParadiseFamilyVIP 7 golden rules, which we teach you in an introductory phone call, we are using only one buy price to ensure that we enter every trade setup with the same position size, which is very important to do; if you want to be profitable long-term!

WIN & LOSS CHART

Win/Loss ● Loss ● Win



TOP WIN & LOSS ORDERS

Date	Pair	Order Profit	Tot. Dur. (days)	Order Target
21.06.2022	STORJ/USDT	%65,3	3,9	T02
22.06.2022	WRX/USDT	%26,7	2,1	T04
24.06.2022	SOL/USDT	%18,9	1,6	T01
25.06.2022	COS/USDT	%17,0	0,9	T01
21.06.2022	KNC/USDT	%12,4	1,0	T02

Date	Pair	Order Loss	Tot. Dur. (days)
6.06.2022	BNB/USDT	-%5,6	0,1

JOIN OUR VIP SERVICES

Account Management

No time to trade ?

Use our API auto trading extra package

Money stays on your account

Trailing stop loss and take profit included

JOIN NOW



KuCoin VIP

Daily Signals

1 month - Silver Membership

6 months - Gold Membership

12 months - Platinum Membership

Join the ParadiseFamilyVIP

Contact Us

Binance VIP

Daily Signals

1 month - Silver Membership

6 months - Gold Membership

12 months - Platinum Membership

Join the ParadiseFamilyVIP

Contact Us

Exclusive BTCÐ Trading VIP

Daily Signals

1 month - Silver Membership

6 months - Gold Membership

12 months - Platinum Membership

Join the ParadiseFamilyVIP

Contact Us



www.mycryptoparadise.com



/MyCryptoParadise



@_MCP_Signals



/mycryptoparadise



/mycryptoparadise



@MCP_Binance
@MCP_bitmex



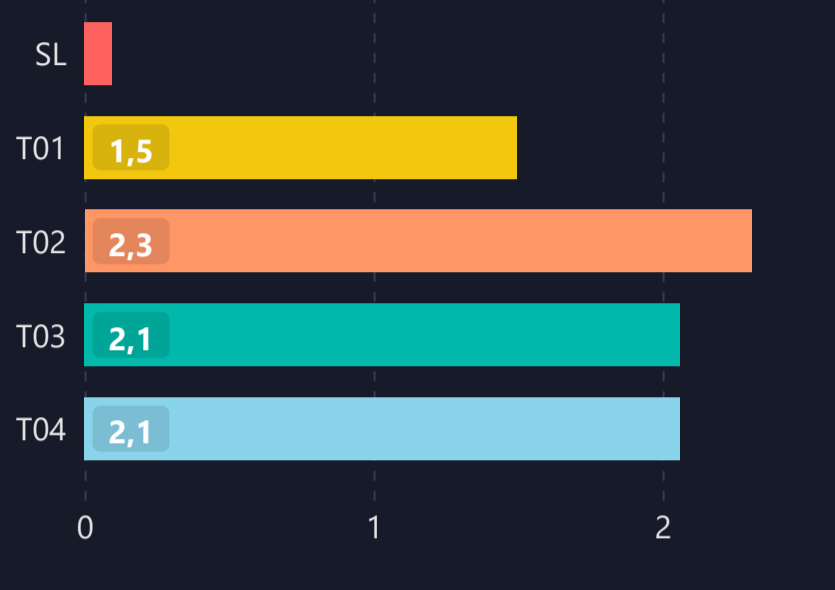
LIST OF ALL TRADES

Signal Date	Pair	Direction	Type	Buy Rate	Target 1	Target 2	Target 3	Target 4	Man. Close	Stop Loss	P&L	Dur. (days)
6.06.2022	BNB/USDT	Long	Spot	310.0700	315.5000	317.4000	320.1000	323.2100		306.6000	-%5,6 ▼	0,1
17.06.2022	STORJ/USDT	Long	Spot	0.4800	0.6336	0.7935	0.9777	1.1900		0.3236	%65,3 ▲	3,9
20.06.2022	WRX/USDT	Long	Spot	0.1950	0.2100	0.2300	0.2400	0.2470		0.1770	%26,7 ▲	2,1
20.06.2022	KNC/USDT	Long	Spot	1.2960	1.3800	1.4570	1.5100	1.5470		1.2100	%12,4 ▲	1,0
23.06.2022	SOL/USDT	Long	Spot	34.5100	41.0200	48.4000	53.9900	62.4300		28.5000	%18,9 ▲	1,6
24.06.2022	COS/USDT	Long	Spot	0.0062	0.0073	0.0075	0.0077	0.0079		0.0056	%17,0 ▲	0,9

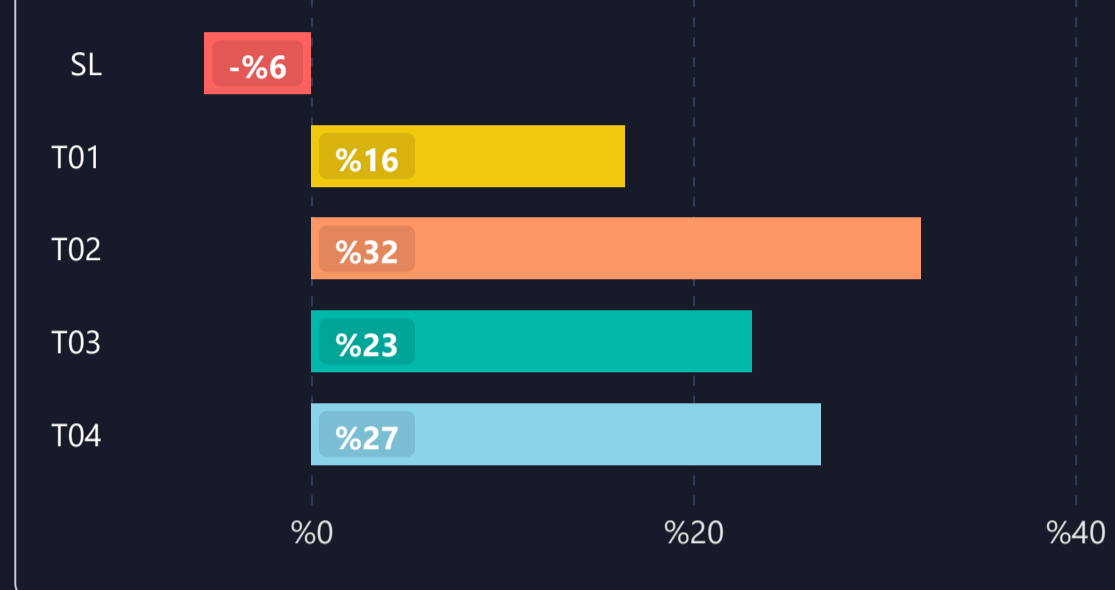


DETAILED STATS OF TARGETS (T1, T2, T3 etc.)


AVERAGE DAYS TO HIT TARGETS



AVERAGE PROFIT PER TARGET



INDIVIDUAL TARGETS STATUS



TARGET DURATION vs PROFIT/LOSS SCATTER CHART

Targets ● SL ● T01 ● T02 ● T03 ● T04

