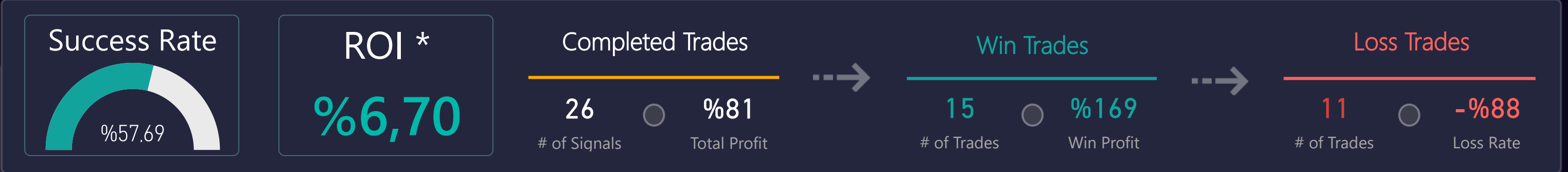




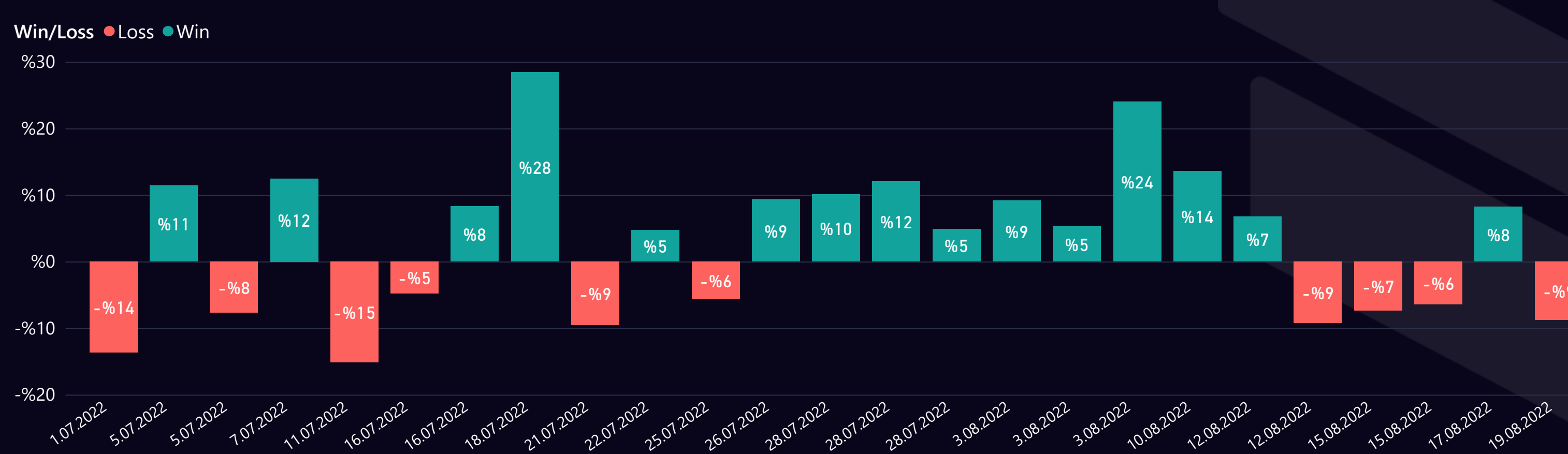
## ParadiseFamilyVIP - For Binance Traders 2022 JULY-AUGUST REPORT

TOTAL PROFIT  
**%81**



Each signal comes with a proper Risk/Reward strategy, and our motto is quality above quantity. One thoughtful position with a high return and tight invalidation level is, in the long term, better than 10 trades per day, which drain your energy and don't provide the same results (success rate is not that important if you follow proper risk/reward in every setup). Based on our ParadiseFamilyVIP 7 golden rules, which we teach you in an introductory phone call, we are using only one buy price to ensure that we enter every trade setup with the same position size, which is very important to do; if you want to be profitable long-term!

### WIN & LOSS CHART



### TOP WIN & LOSS ORDERS

Date	Pair	Order Profit	Tot. Dur. (days)	Order Target
18.07.2022	COTI/USDT	%28,4	4,9	T03
3.08.2022	OP/USDT	%24,0	2,2	T02
10.08.2022	COMP/USDT	%13,6	1,3	T01
7.07.2022	CTXC/USDT	%12,5	0,4	T02
28.07.2022	ATOM/USDT	%12,0	0,7	T01

Date	Pair	Order Loss	Tot. Dur. (days)
1.07.2022	MIR/USDT	-%13,7	1,4
11.07.2022	GMT/USDT	-%9,8	2,5
21.07.2022	MATIC/USDT	-%9,5	0,5
12.08.2022	SAND/USDT	-%9,2	3,5
19.08.2022	KNC/USDT	-%8,7	0,3

# JOIN OUR VIP SERVICES

**Account Management**  
No time to trade ?

Use our API auto trading extra package

Money stays on your account

Trailing stop loss and take profit included

[JOIN NOW](#)

**NEW KuCoin VIP**  
Daily Signals

1 month - Silver Membership  
6 months - Gold Membership  
12 months - Platinum Membership

Join the ParadiseFamilyVIP

[Contact Us](#)

**Binance VIP**  
Daily Signals

1 month - Silver Membership  
6 months - Gold Membership  
12 months - Platinum Membership

Join the ParadiseFamilyVIP

[Contact Us](#)

**Exclusive BTC&ETH Trading VIP**  
Daily Signals

1 month - Silver Membership  
6 months - Gold Membership  
12 months - Platinum Membership

Join the ParadiseFamilyVIP

[Contact Us](#)



[www.mycryptoparadise.com](http://www.mycryptoparadise.com)



/MyCryptoParadise



@\_MCP\_Signals



/mycryptoparadise



/mycryptoparadise



@MCP\_Binance  
@MCP\_bitmex



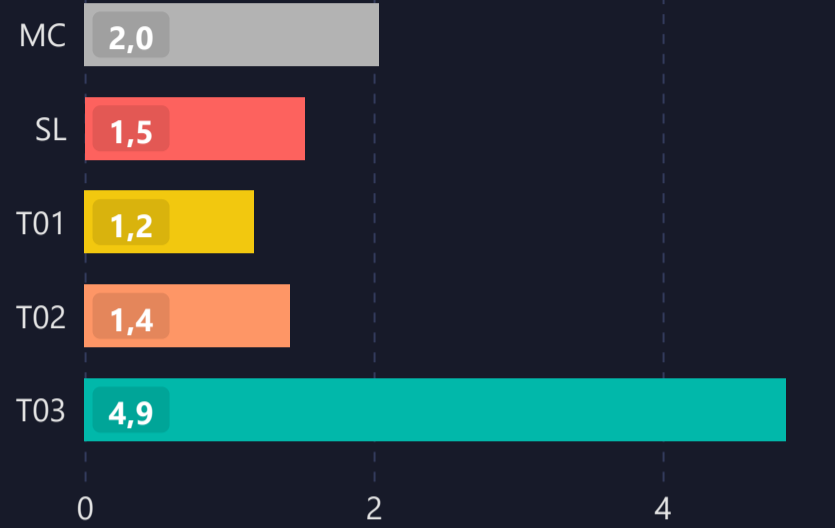
# LIST OF ALL TRADES

Signal Date	Pair	Direction	Type	Buy Rate	Target 1	Target 2	Target 3	Target 4	Man. Close	Stop Loss	P&L	Dur. (days)
29.06.2022	MIR/USDT	Long	Spot	0.216000	0.256200	0.299900	0.310100	0.377300		0.1865	-%13,7 ▼	1,4
4.07.2022	GTO/USDT	Long	Spot	0.019600	0.023240	0.023900	0.024800	0.025390		0.0181	-%7,7 ▼	0,9
4.07.2022	LRC/USDT	Long	Spot	0.394000	0.439000	0.447500	0.469000	0.479000		0.3715	%11,4 ▲	0,7
6.07.2022	CTXC/USDT	Long	Spot	0.115500	0.126900	0.129900	0.132900	0.135500		0.1071	%12,5 ▲	0,4
7.07.2022	EGLD/USDT	Long	Spot	54.945000	58.480000	59.500000	62.350000	66.280000		52.0329	-%5,3 ▼	4,5
9.07.2022	GMT/USDT	Long	Spot	1.005000	1.139000	1.179000	1.279000	1.316000		0.9065	-%9,8 ▼	2,5
13.07.2022	COTI/USDT	Long	Spot	0.082450	0.095900	0.099900	0.105900	0.119800		0.0750	%28,4 ▲	4,9
14.07.2022	MATIC/USDT	Long	Spot	0.635300	0.880500	0.992700	1.155000	1.296000	0.6880	0.4962	%8,3 ▲	2,5
15.07.2022	LINK/USDT	Long	Spot	6.321000	6.900000	7.100000	7.200000	7.343000		6.1700	-%4,8 ▼	0,6
18.07.2022	SAND/USDT	Long	Spot	1.355000	1.816900	2.210000	2.532000	2.916800	1.4190	1.1598	%4,7 ▲	3,8
20.07.2022	MATIC/USDT	Long	Spot	0.915000	1.080000	1.140000	1.180000	1.222700		0.8281	-%9,5 ▼	0,5
24.07.2022	CFX/USDT	Long	Spot	0.057250	0.063900	0.064500	0.068900	0.069800		0.0540	-%5,7 ▼	0,5
26.07.2022	CHESS/USDT	Long	Spot	0.344000	0.376000	0.420000	0.459000	0.505000		0.3000	%9,3 ▲	0,0
27.07.2022	BNB/USDT	Long	Spot	254.000000	319.000000	344.000000	420.000000	504.000000	266.4000	203.0000	%4,9 ▲	1,0
27.07.2022	UTK/USDT	Long	Spot	0.124250	0.145200	0.158600	0.182700	0.196700	0.1368	0.1028	%10,1 ▲	0,8
27.07.2022	ATOM/USDT	Long	Spot	9.730000	10.900000	11.320000	12.420000	12.900000		8.6000	%12,0 ▲	0,7
1.08.2022	OP/USDT	Long	Spot	1.419500	1.698000	1.760000	2.219000	2.354000		1.1240	%24,0 ▲	2,2
2.08.2022	WOO/USDT	Long	Spot	0.200700	0.211300	0.369000	0.374000	0.394000		0.1690	%5,3 ▲	1,2
2.08.2022	SUSHI/USDT	Long	Spot	1.345000	1.468000	2.200000	2.380000	2.690000		1.2060	%9,1 ▲	1,2
8.08.2022	SAND/USDT	Long	Spot	1.382750	1.690000	1.760000	1.820000	1.878200		1.3193	-%9,2 ▼	3,5
9.08.2022	BNB/USDT	Long	Spot	318.500000	323.880000	340.000000	344.000000	349.000000		308.0000	%6,8 ▲	2,5
9.08.2022	COMP/USDT	Long	Spot	60.750000	69.000000	79.000000	91.000000	99.000000		50.2400	%13,6 ▲	1,3
14.08.2022	CRV/USDT	Long	Spot	1.435000	1.620000	1.690000	1.710000	1.735000		1.3300	-%7,3 ▼	1,4
14.08.2022	ALICE/USDT	Long	Spot	2.885000	3.150000	3.340000	3.450000	3.540000		2.7000	-%6,4 ▼	0,7
16.08.2022	LINK/USDT	Short	Spot	8.425000	8.194000	7.069000	6.669000	6.133000		9.4100	%8,2 ▲	1,2
19.08.2022	KNC/USDT	Short	Spot	1.726500	1.572000	1.546000	1.520000	1.510000		1.8020	-%8,7 ▼	0,3

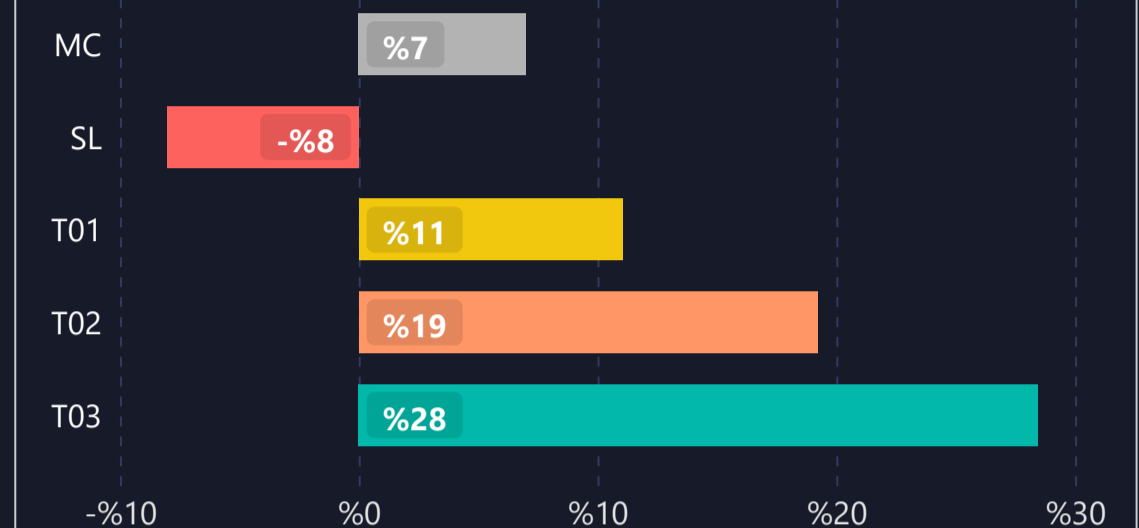


# DETAILED STATS OF TARGETS (T1, T2, T3 etc.)

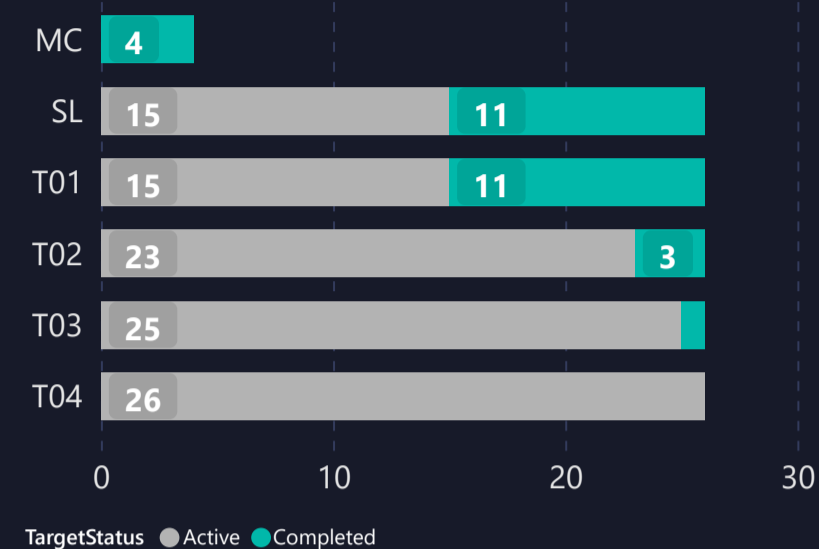
### AVERAGE DAYS TO HIT TARGETS



### AVERAGE PROFIT PER TARGET



### INDIVIDUAL TARGETS STATUS



# TARGET DURATION vs PROFIT/LOSS SCATTER CHART

Targets ● MC ● SL ● T01 ● T02 ● T03

