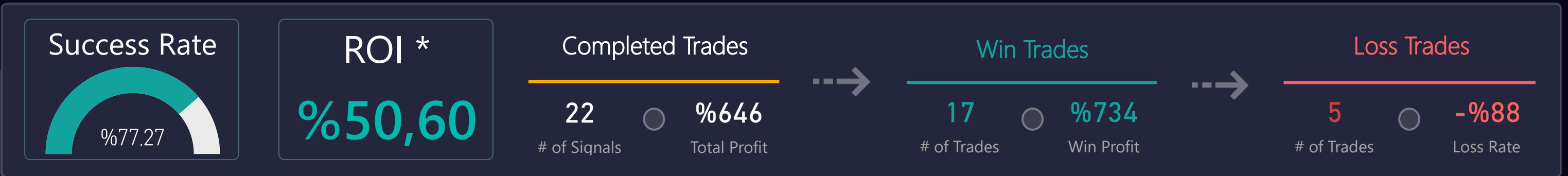




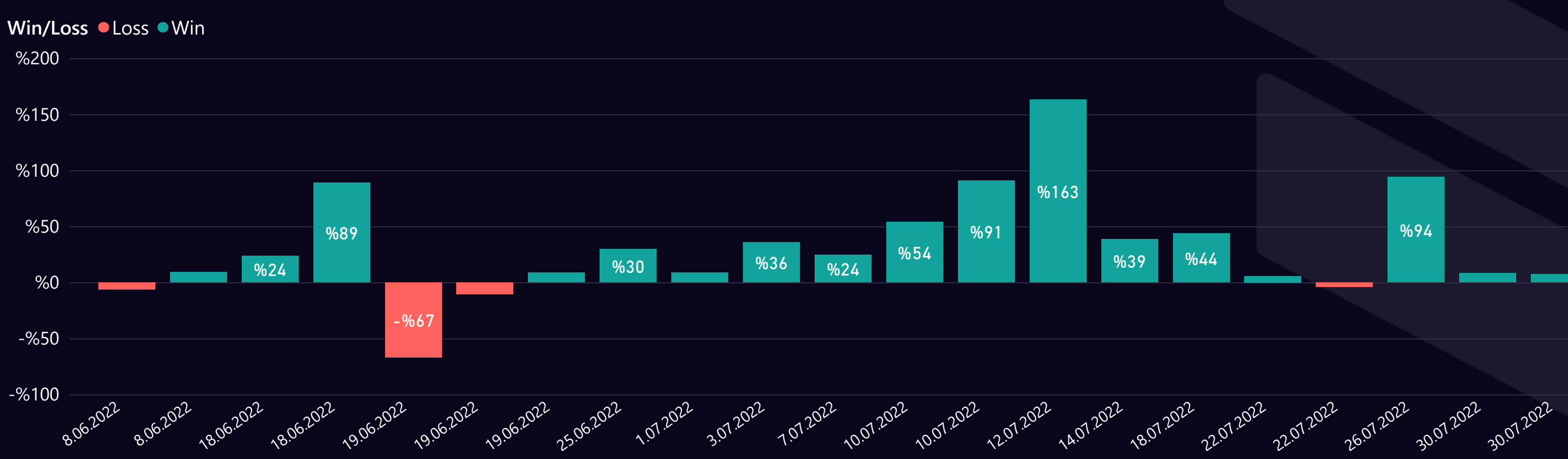
ParadiseFamilyVIP - For Kucoin Traders 2022 JUNE-JULY REPORT

TOTAL PROFIT
%646



Each signal comes with a proper Risk/Reward strategy, and our motto is quality above quantity. One thoughtful position with a high return and tight invalidation level is, in the long term, better than 10 trades per day, which drain your energy and don't provide the same results (success rate is not that important if you follow proper risk/reward in every setup). Based on our ParadiseFamilyVIP 7 golden rules, which we teach you in an introductory phone call, we are using only one buy price to ensure that we enter every trade setup with the same position size, which is very important to do; if you want to be profitable long-term!

WIN & LOSS CHART



TOP WIN & LOSS ORDERS

Date	Pair	Order Profit	Tot. Dur. (days)	Order Target
12.07.2022	SLCL/USDT	%163,1	11,2	T04
26.07.2022	FCON/USDT	%94,1	19,8	T04
10.07.2022	RANKER/USDT	%90,8	2,9	T04
18.06.2022	FRA/USDT	%88,8	2,1	T02
10.07.2022	MNW/USDT	%53,8	20,4	T02

Date	Pair	Order Loss	Tot. Dur. (days)
19.06.2022	ACE/USDT	-%41,4	16,3
19.06.2022	XCAD/USDT	-%25,6	7,9
19.06.2022	WXT/USDT	-%10,4	10,2
8.06.2022	KCS/USDT	-%6,1	4,3
22.07.2022	SHFT/USDT	-%4,1	0,9

JOIN OUR VIP SERVICES

Account Management
No time to trade ?

Use our API auto trading extra package

Money stays on your account

Trailing stop loss and take profit included

[JOIN NOW](#)

NEW KuCoin VIP
Daily Signals

1 month - Silver Membership
6 months - Gold Membership
12 months - Platinum Membership

Join the ParadiseFamilyVIP

[Contact Us](#)

Binance VIP
Daily Signals

1 month - Silver Membership
6 months - Gold Membership
12 months - Platinum Membership

Join the ParadiseFamilyVIP

[Contact Us](#)

Exclusive BTCÐ Trading VIP
Daily Signals

1 month - Silver Membership
6 months - Gold Membership
12 months - Platinum Membership

Join the ParadiseFamilyVIP

[Contact Us](#)



www.mycryptoparadise.com



/MyCryptoParadise



@_MCP_Signals



/mycryptoparadise



/mycryptoparadise



@MCP_Binance
@MCP_bitmex



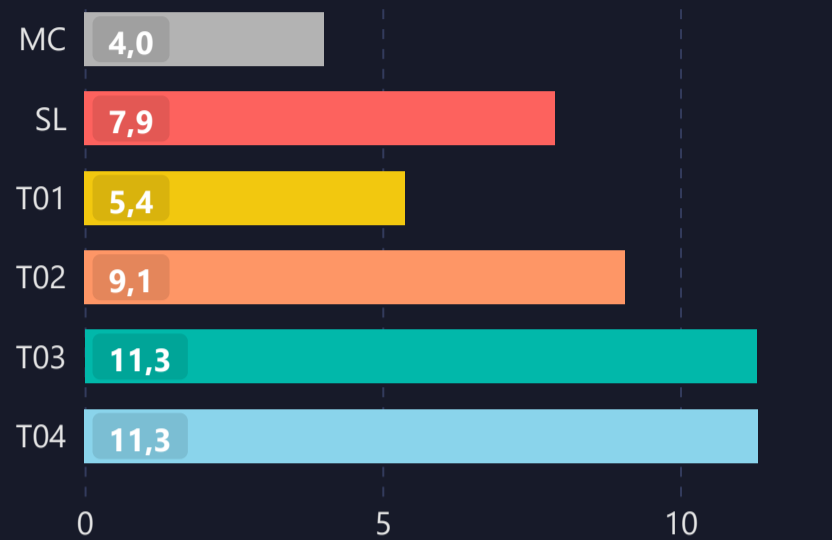
LIST OF ALL TRADES

Signal Date	Pair	Direction	Type	Buy Rate	Target 1	Target 2	Target 3	Target 4	Man. Close	Stop Loss	P&L	Dur. (days)
2.06.2022	BNX/USDT	Long	Kucoin	121.6000	132.6120	170.0000	188.0000			103.7000	%9,1 ▲	6,8
3.06.2022	ACE/USDT	Long	Kucoin	0.0460	0.0804	0.0946	0.1146			0.0269	-%41,4 ▼	16,3
4.06.2022	KCS/USDT	Long	Kucoin	17.2610	19.2700	20.0800	20.8500			16.2000	-%6,1 ▼	4,3
9.06.2022	WXT/USDT	Long	Kucoin	0.0117	0.0140	0.0163	0.0191			0.0104	-%10,4 ▼	10,2
9.06.2022	BNX/USDT	Long	Kucoin	127.7280	138.7280	225.0000	278.0000			103.7000	%8,6 ▲	9,9
12.06.2022	XCAD/USDT	Long	Kucoin	4.4375	5.8835	7.6680	8.9000			3.3028	-%25,6 ▼	7,9
16.06.2022	FRA/USDT	Long	Kucoin	0.0014	0.0018	0.0027	0.0031	0.0036		0.0011	%88,8 ▲	2,1
18.06.2022	WSIENNA/USDT	Long	Kucoin	1.0050	1.2420	1.3460	1.4646	1.6359		0.8908	%23,6 ▲	0,1
19.06.2022	MNW/USDT	Long	Kucoin	0.3497	0.3999	0.5377	0.6149	0.6960		0.2894	%53,8 ▲	20,4
24.06.2022	FLY/USDT	Long	Kucoin	0.0006	0.0007	0.0008	0.0009	0.0010	0.0006	0.0005	%8,6 ▲	7,3
25.06.2022	GENS/USDT	Long	Kucoin	0.0040	0.0052	0.0060	0.0069	0.0080		0.0028	%29,8 ▲	0,5
28.06.2022	FRA/USDT	Long	Kucoin	0.0011	0.0015	0.0019	0.0024	0.0028		0.0008	%35,8 ▲	4,8
1.07.2022	SLCL/USDT	Long	Kucoin	0.1343	0.2100	0.2826	0.3224	0.3534		0.9980	%163,1 ▲	11,2
5.07.2022	LAYER/USDT	Long	Kucoin	0.0493	0.0613	0.0681	0.0764	0.0825		0.0420	%24,4 ▲	1,7
6.07.2022	FCON/USDT	Long	Kucoin	0.0008	0.0009	0.0010	0.0012	0.0015		0.0006	%94,1 ▲	19,8
7.07.2022	RANKER/USDT	Long	Kucoin	0.0087	0.0114	0.0129	0.0149	0.0166		0.0073	%90,8 ▲	2,9
11.07.2022	PCX/USDT	Long	Kucoin	0.7288	0.9210	1.0460	1.2000	1.4240		0.6160	%43,5 ▲	6,9
14.07.2022	CLH/USDT	Long	Kucoin	0.0815	0.1030	0.1130	0.1500	0.1721		0.0665	%38,7 ▲	0,3
21.07.2022	SHFT/USDT	Long	Kucoin	0.0243	0.0319	0.0354	0.0419	0.0477		0.0233	-%4,1 ▼	0,9
21.07.2022	DPR/USDT	Long	Kucoin	0.0230	0.0276	0.0340	0.0418	0.0476	0.0243	0.0213	%5,7 ▲	0,9
25.07.2022	HAWK/USDT	Long	Kucoin	0.0057	0.0074	0.0083	0.0107	0.0120	0.0061	0.0051	%8,3 ▲	5,0
27.07.2022	NORD/USDT	Long	Kucoin	0.2965	0.3529	0.3754	0.3972	0.4199	0.3176	0.2564	%7,1 ▲	3,0

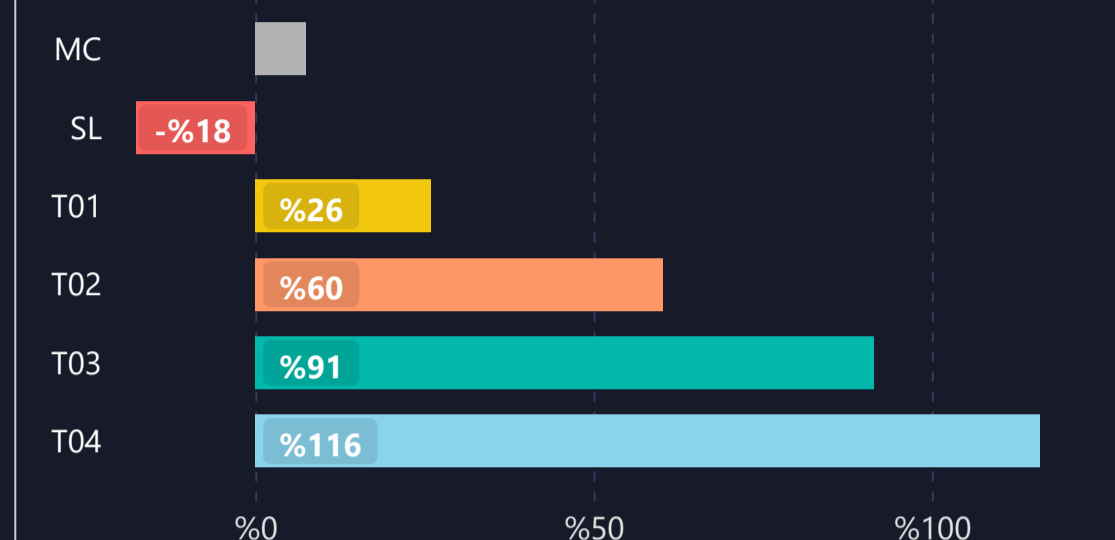


DETAILED STATS OF TARGETS (T1, T2, T3 etc.)

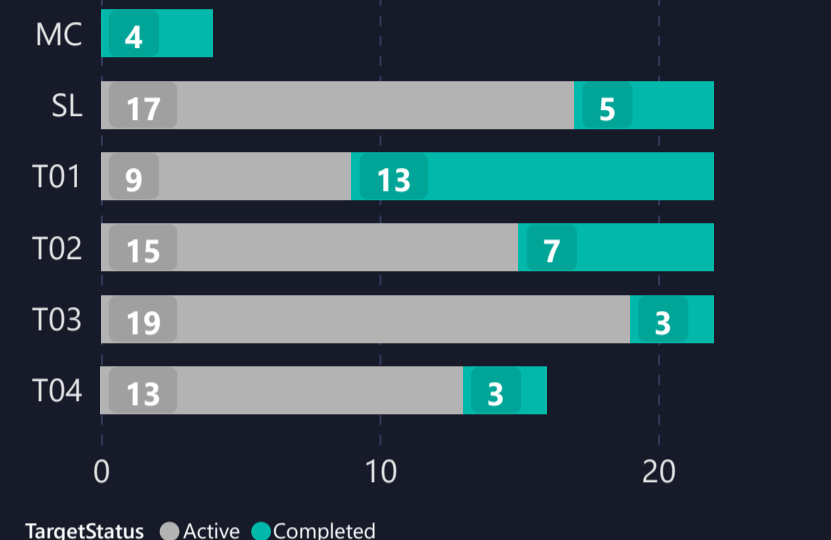
AVERAGE DAYS TO HIT TARGETS



AVERAGE PROFIT PER TARGET



INDIVIDUAL TARGETS STATUS



TARGET DURATION vs PROFIT/LOSS SCATTER CHART

Targets ● MC ● SL ● T01 ● T02 ● T03 ● T04

