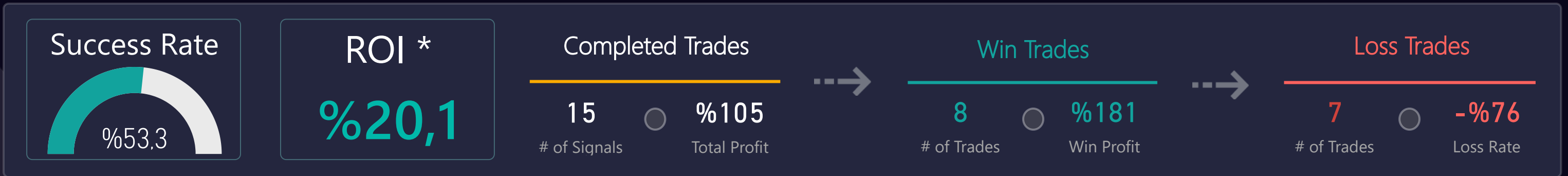




ParadiseFamilyVIP - For Bybit Traders 2022 MAY-JUNE-JULY REPORT

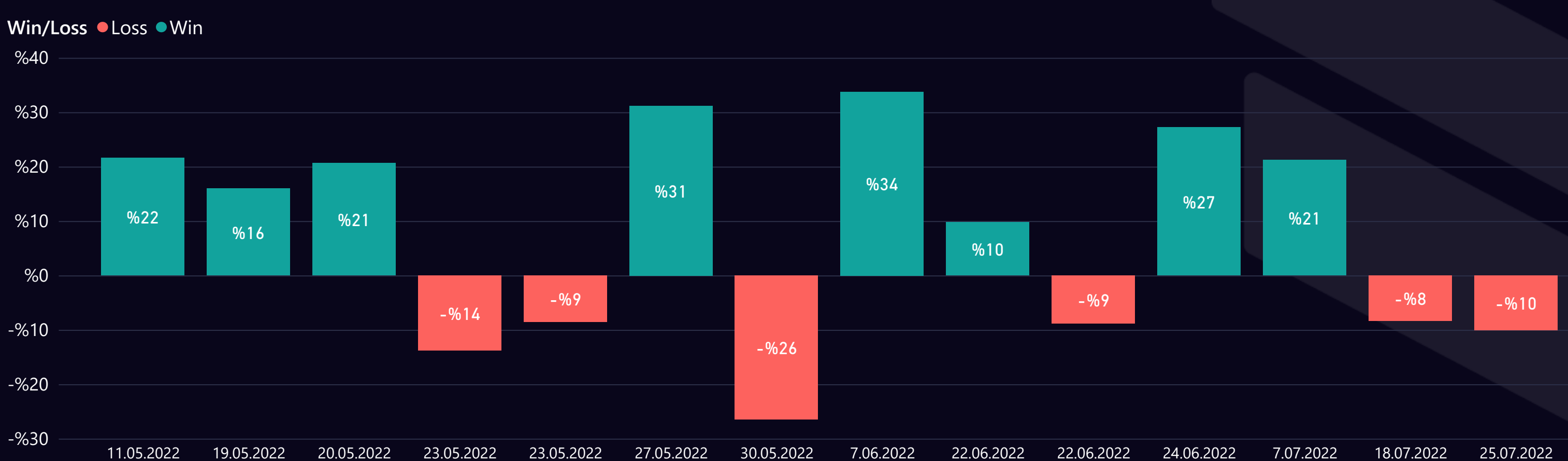
TOTAL PROFIT
%105



In Bybit trades, we enter with double position size than we do in Binance and Kucoin ParadiseVIP, that is why the ROI is bigger even when the % profit/loss is the same or similar to our Binance and Kucoin results

Each signal comes with a proper Risk/Reward strategy, and our motto is quality above quantity. One thoughtful position with a high return and tight invalidation level is, in the long term, better than 10 trades per day, which drain your energy and don't provide the same results (success rate is not that important if you follow proper risk/reward in every setup). Based on our ParadiseFamilyVIP 7 golden rules, which we teach you in an introductory phone call, we are using only one buy price to ensure that we enter every trade setup with the same position size, which is very important to do; if you want to be profitable long-term!

WIN & LOSS CHART



TOP WIN & LOSS ORDERS

Date	Pair	Order Profit	Tot. Dur. (days)	Order Target
7.06.2022	BTC/USDT	%33,8	0,4	T02
27.05.2022	ETH/USDT	%31,2	0,6	T01
24.06.2022	BTC/USDT	%27,2	0,9	T03
11.05.2022	BTC/USDT	%21,6	0,1	T01
7.07.2022	BTC/USDT	%21,2	0,4	T04

Date	Pair	Order Loss	Tot. Dur. (days)
30.05.2022	BTC/USDT	-%19,1	0,9
23.05.2022	ETH/USDT	-%13,8	1,8
25.07.2022	BTC/USDT	-%10,0	0,1
22.06.2022	BTC/USDT	-%8,8	0,0
23.05.2022	BTC/USDT	-%8,6	0,1

JOIN OUR VIP SERVICES

Account Management
No time to trade ?

Use our API auto trading extra package

Money stays on your account

Trailing stop loss and take profit included

[JOIN NOW](#)

KuCoin VIP
Daily Signals

1 month - Silver Membership
6 months - Gold Membership
12 months - Platinum Membership

Join the ParadiseFamilyVIP

[Contact Us](#)

Binance VIP
Daily Signals

1 month - Silver Membership
6 months - Gold Membership
12 months - Platinum Membership

Join the ParadiseFamilyVIP

[Contact Us](#)

Bybit VIP
Daily Signals

1 month - Silver Membership
6 months - Gold Membership
12 months - Platinum Membership

Join the ParadiseFamilyVIP

[Contact Us](#)



www.mycryptoparadise.com



/MyCryptoParadise



@_MCP_Signals



/mycryptoparadise



/mycryptoparadise



@MCP_Binance
@MCP_bitmex



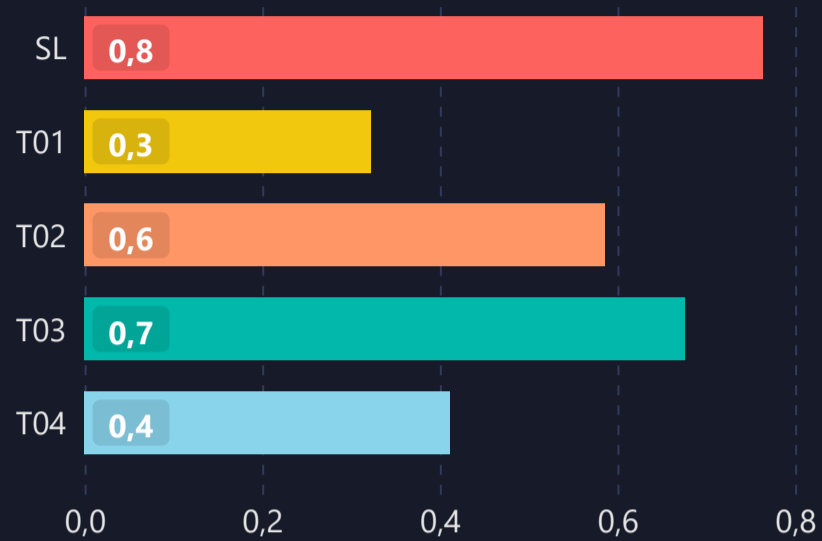
LIST OF ALL TRADES

Signal Date	Pair	Direction	Type	Buy Rate	Target 1	Target 2	Target 3	Target 4	Man. Close	Stop Loss	P&L	Dur. (days)
11.05.2022	BTC/USDT	Short	Margin	31750.0000	29467.5000	28900.0000	28800.0000	28705.0000		32700.0000	%21,6 ▲	0,1
18.05.2022	BTC/USDT	Short	Margin	29950.0000	28993.5000	28400.0000	28200.0000	28015.0000		30800.0000	%16,0 ▲	0,6
20.05.2022	BTC/USDT	Short	Margin	30250.0000	29000.0000	28500.0000	28000.0000	27550.0000		30810.0000	%20,7 ▲	0,2
21.05.2022	ETH/USDT	Short	Margin	1979.0000	1872.0000	1869.0000	1850.0000	1833.0000		2070.0000	-%13,8 ▼	1,8
23.05.2022	BTC/USDT	Long	Margin	30350.0000	33800.0000	34500.0000	35100.0000	35900.0000		29700.0000	-%8,6 ▼	0,1
26.05.2022	ETH/USDT	Short	Margin	1892.5000	1745.0000	1700.0000	1650.0000	1602.0000		1970.0000	%31,2 ▲	0,6
28.05.2022	ETH/USDT	Short	Margin	1784.5000	1715.0000	1706.0000	1680.0000	1651.0000		1850.0000	-%7,3 ▼	1,8
29.05.2022	BTC/USDT	Short	Margin	29350.0000	26900.0000	24500.0000	24000.0000	23500.0000		30755.0000	-%19,1 ▼	0,9
6.06.2022	BTC/USDT	Short	Margin	31403.0000	30190.0000	29283.2100	28500.0000	27940.0000		32400.0000	%33,8 ▲	0,4
22.06.2022	BTC/USDT	Long	Margin	20300.0000	20796.0000	21160.0000	21450.0000	21833.0000		19900.0000	%9,8 ▲	0,1
22.06.2022	BTC/USDT	Long	Margin	20325.0000	21000.0000	21450.0000	21600.0000	21830.0000		19877.8500	-%8,8 ▼	0,0
23.06.2022	BTC/USDT	Long	Margin	20200.0000	21000.0000	21100.0000	21300.0000	21600.0000		19700.0000	%27,2 ▲	0,9
6.07.2022	BTC/USDT	Long	Margin	19994.5000	20490.0000	20520.0000	20550.0000	20600.0000		19700.0000	%21,2 ▲	0,4
17.07.2022	BTC/USDT	Long	Margin	21195.0000	22090.0000	22150.0000	22200.0000	22290.0000		20900.0000	-%8,4 ▼	0,7
25.07.2022	BTC/USDT	Long	Margin	21925.0000	22420.0000	22845.0000	23100.0000	23590.0000		21650.0000	-%10,0 ▼	0,1

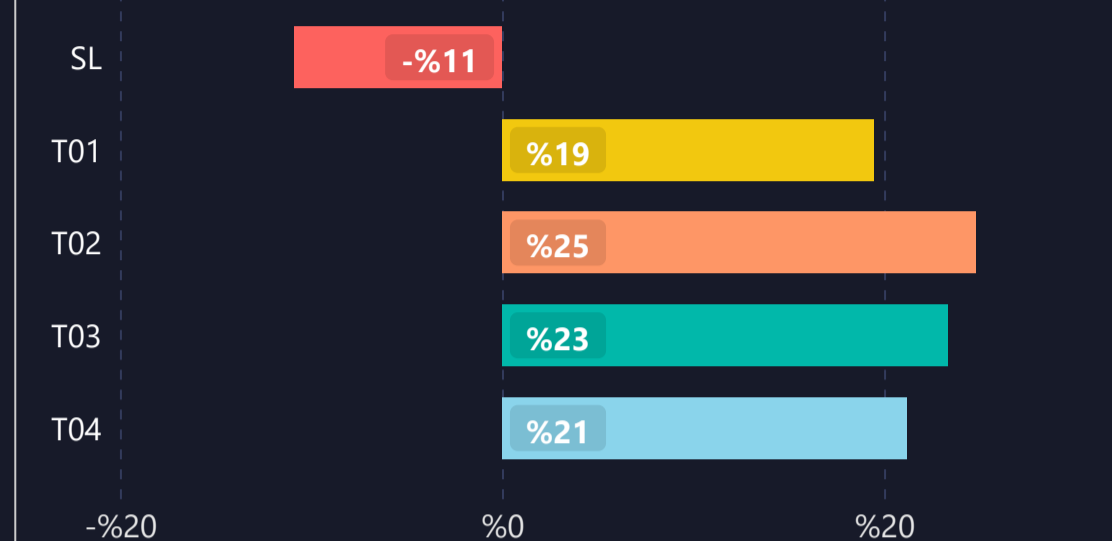


DETAILED STATS OF TARGETS (T1, T2, T3 etc.)

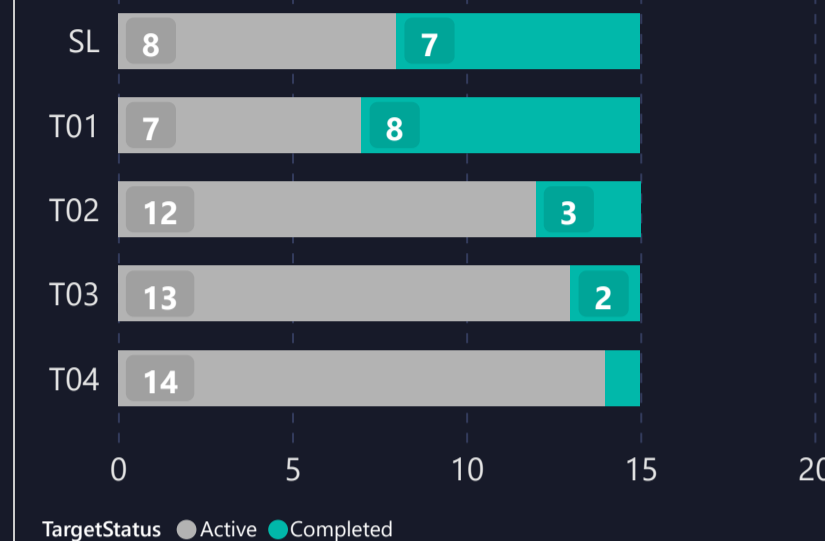
AVERAGE DAYS TO HIT TARGETS



AVERAGE PROFIT PER TARGET



INDIVIDUAL TARGETS STATUS



TARGET DURATION vs PROFIT/LOSS SCATTER CHART

Targets ● SL ● T01 ● T02 ● T03 ● T04

