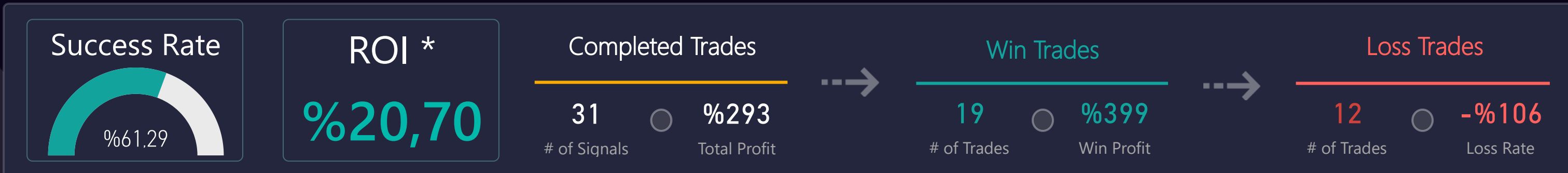




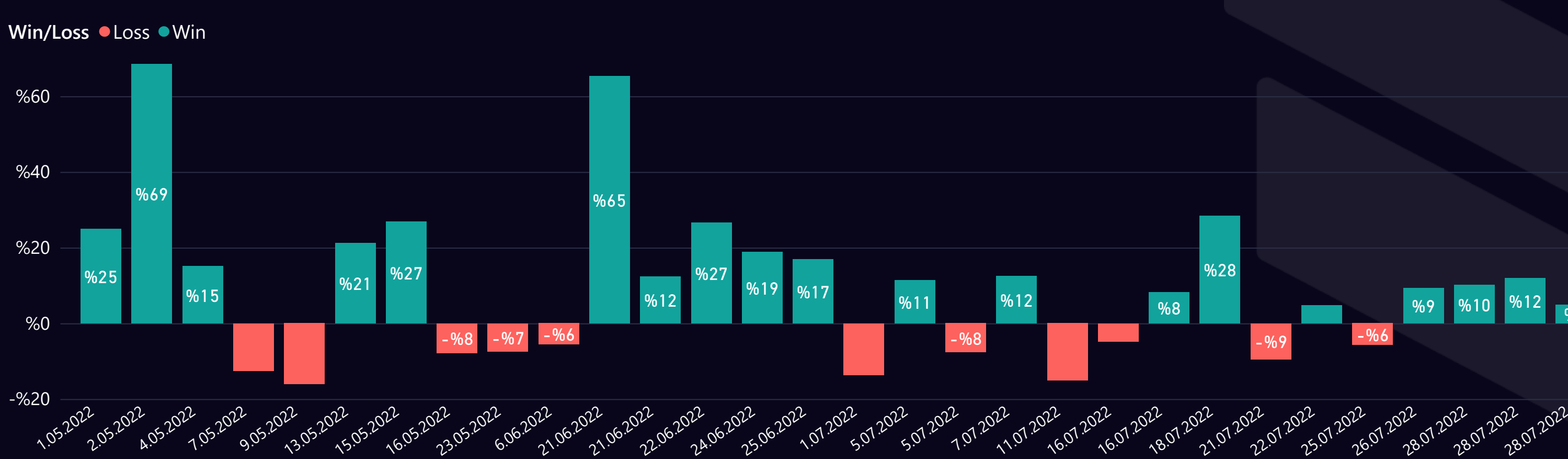
ParadiseFamilyVIP - For Binance Traders 2022 MAY-JUNE-JULY REPORT

TOTAL PROFIT
%293



Each signal comes with a proper Risk/Reward strategy, and our motto is quality above quantity. One thoughtful position with a high return and tight invalidation level is, in the long term, better than 10 trades per day, which drain your energy and don't provide the same results (success rate is not that important if you follow proper risk/reward in every setup). Based on our ParadiseFamilyVIP 7 golden rules, which we teach you in an introductory phone call, we are using only one buy price to ensure that we enter every trade setup with the same position size, which is very important to do; if you want to be profitable long-term!

WIN & LOSS CHART



TOP WIN & LOSS ORDERS

Date	Pair	Order Profit	Tot. Dur. (days)	Order Target
2.05.2022	KNC/USDT	%68,6	3,0	T04
21.06.2022	STORJ/USDT	%65,3	3,9	T02
18.07.2022	COTI/USDT	%28,4	4,9	T03
15.05.2022	GAL/USDT	%26,8	0,7	T03
22.06.2022	WRX/USDT	%26,7	2,1	T04

Date	Pair	Order Loss	Tot. Dur. (days)
9.05.2022	LUNA/USDT	-%16,1	0,3
1.07.2022	MIR/USDT	-%13,7	1,4
7.05.2022	APE/USDT	-%12,5	1,1
11.07.2022	GMT/USDT	-%9,8	2,5
21.07.2022	MATIC/USDT	-%9,5	0,5

JOIN OUR VIP SERVICES

Account Management
No time to trade ?

Use our API auto trading extra package

Money stays on your account

Trailing stop loss and take profit included

[JOIN NOW](#)

NEW KuCoin VIP
Daily Signals

1 month - Silver Membership
6 months - Gold Membership
12 months - Platinum Membership

Join the ParadiseFamilyVIP

[Contact Us](#)

Binance VIP
Daily Signals

1 month - Silver Membership
6 months - Gold Membership
12 months - Platinum Membership

Join the ParadiseFamilyVIP

[Contact Us](#)

Exclusive BTCÐ Trading VIP
Daily Signals

1 month - Silver Membership
6 months - Gold Membership
12 months - Platinum Membership

Join the ParadiseFamilyVIP

[Contact Us](#)



www.mycryptoparadise.com



[/MyCryptoParadise](#)

[@_MCP_Signals](#)

[/mycryptoparadise](#)

[/mycryptoparadise](#)

[@MCP_Binance](#)
[@MCP_bitmex](#)



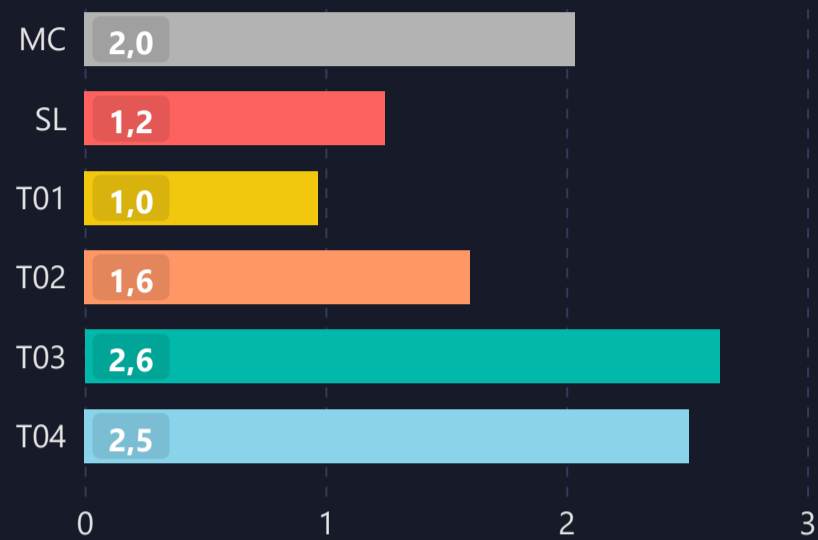
LIST OF ALL TRADES

Signal Date	Pair	Direction	Type	Buy Rate	Target 1	Target 2	Target 3	Target 4	Man. Close	Stop Loss	P&L	Dur. (days)
29.04.2022	KNC/USDT	Short	Spot	5.3100	4.8550	4.6460	3.8010	3.4100		6.0000	%25,0 ▲	1,9
29.04.2022	KNC/USDT	Short	Spot	5.1850	4.8600	4.5000	4.2000	4.0000		5.4500	%68,6 ▲	3,0
4.05.2022	APE/USDT	Long	Spot	14.2500	16.4000	18.4000	20.9700	23.9500		13.4000	%15,1 ▲	0,5
6.05.2022	APE/USDT	Long	Spot	13.1500	14.0500	14.7000	14.9000	15.1400		12.6000	-%12,5 ▼	1,1
8.05.2022	LUNA/USDT	Long	Spot	64.4500	69.0000	70.0000	72.0000	73.0000		61.0000	-%16,1 ▼	0,3
13.05.2022	SOL/USDT	Long	Spot	42.5000	51.5500	56.9000	59.9000	62.9000		35.8500	%21,3 ▲	0,4
14.05.2022	BNB/USDT	Short	Spot	287.5000	239.0000	221.0000	204.0000	182.0000		298.7500	-%7,8 ▼	1,7
14.05.2022	GAL/USDT	Long	Spot	5.7550	6.8000	7.0000	7.3000	7.5260		4.9000	%26,8 ▲	0,7
23.05.2022	CTSI/USDT	Long	Spot	1945.0000	2089.0000	2328.0000	2399.0000	2545.0000		1800.0000	-%7,5 ▼	0,9
6.06.2022	BNB/USDT	Long	Spot	310.0700	315.5000	317.4000	320.1000	323.2100		306.6000	-%5,6 ▼	0,1
17.06.2022	STORJ/USDT	Long	Spot	0.4800	0.6336	0.7935	0.9777	1.1900		0.3236	%65,3 ▲	3,9
20.06.2022	WRX/USDT	Long	Spot	0.1950	0.2100	0.2300	0.2400	0.2470		0.1770	%26,7 ▲	2,1
20.06.2022	KNC/USDT	Long	Spot	1.2960	1.3800	1.4570	1.5100	1.5470		1.2100	%12,4 ▲	1,0
23.06.2022	SOL/USDT	Long	Spot	34.5100	41.0200	48.4000	53.9900	62.4300		28.5000	%18,9 ▲	1,6
24.06.2022	COS/USDT	Long	Spot	0.0062	0.0073	0.0075	0.0077	0.0079		0.0056	%17,0 ▲	0,9
29.06.2022	MIR/USDT	Long	Spot	0.2160	0.2562	0.2999	0.3101	0.3773		0.1865	-%13,7 ▼	1,4
4.07.2022	GTO/USDT	Long	Spot	0.0196	0.0232	0.0239	0.0248	0.0254		0.0181	-%7,7 ▼	0,9
4.07.2022	LRC/USDT	Long	Spot	0.3940	0.4390	0.4475	0.4690	0.4790		0.3715	%11,4 ▲	0,7
6.07.2022	CTXC/USDT	Long	Spot	0.1155	0.1269	0.1299	0.1329	0.1355		0.1071	%12,5 ▲	0,4
7.07.2022	EGLD/USDT	Long	Spot	54.9450	58.4800	59.5000	62.3500	66.2800		52.0329	-%5,3 ▼	4,5
9.07.2022	GMT/USDT	Long	Spot	1.0050	1.1390	1.1790	1.2790	1.3160		0.9065	-%9,8 ▼	2,5
13.07.2022	COTI/USDT	Long	Spot	0.0825	0.0959	0.0999	0.1059	0.1198		0.0750	%28,4 ▲	4,9
14.07.2022	MATIC/USDT	Long	Spot	0.6353	0.8805	0.9927	1.1550	1.2960	0.6880	0.4962	%8,3 ▲	2,5
15.07.2022	LINK/USDT	Long	Spot	6.3210	6.9000	7.1000	7.2000	7.3430		6.1700	-%4,8 ▼	0,6
18.07.2022	SAND/USDT	Long	Spot	1.3550	1.8169	2.2100	2.5320	2.9168	1.4190	1.1598	%4,7 ▲	3,8
20.07.2022	MATIC/USDT	Long	Spot	0.9150	1.0800	1.1400	1.1800	1.2227		0.8281	-%9,5 ▼	0,5
24.07.2022	CFX/USDT	Long	Spot	0.0573	0.0639	0.0645	0.0689	0.0698		0.0540	-%5,7 ▼	0,5
26.07.2022	CHESS/USDT	Long	Spot	0.3440	0.3760	0.4200	0.4590	0.5050		0.3000	%9,3 ▲	0,0
27.07.2022	BNB/USDT	Long	Spot	254.0000	319.0000	344.0000	420.0000	504.0000	266.4000	203.0000	%4,9 ▲	1,0
27.07.2022	UTK/USDT	Long	Spot	0.1243	0.1452	0.1586	0.1827	0.1967	0.1368	0.1028	%10,1 ▲	0,8
27.07.2022	ATOM/USDT	Long	Spot	9.7300	10.9000	11.3200	12.4200	12.9000		8.6000	%12,0 ▲	0,7

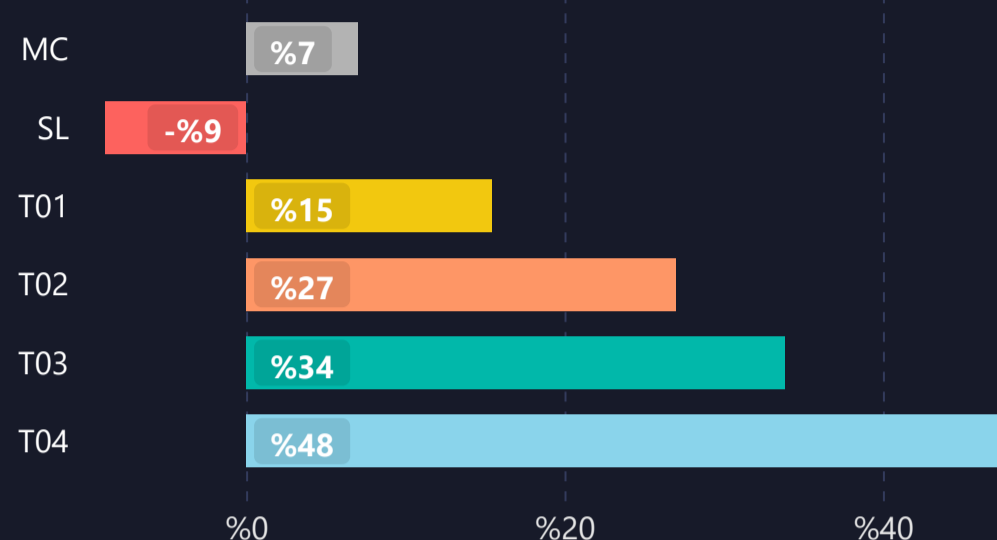


DETAILED STATS OF TARGETS (T1, T2, T3 etc.)

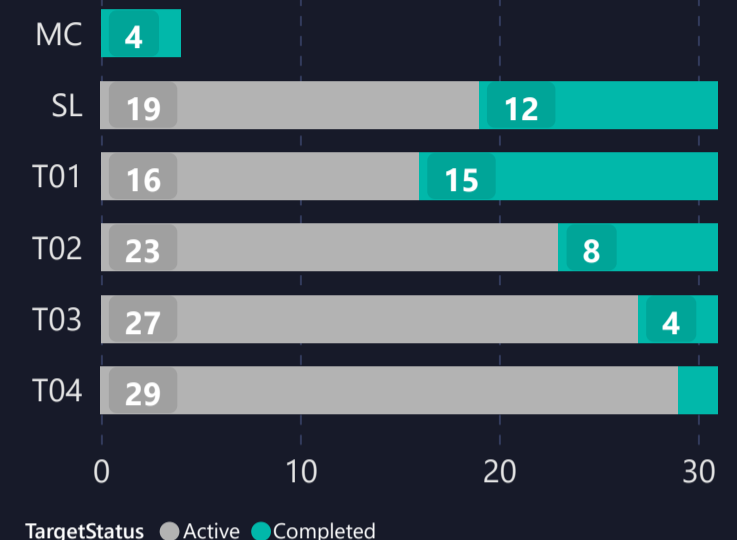
AVERAGE DAYS TO HIT TARGETS



AVERAGE PROFIT PER TARGET



INDIVIDUAL TARGETS STATUS



TARGET DURATION vs PROFIT/LOSS SCATTER CHART

Targets ● MC ● SL ● T01 ● T02 ● T03 ● T04

