



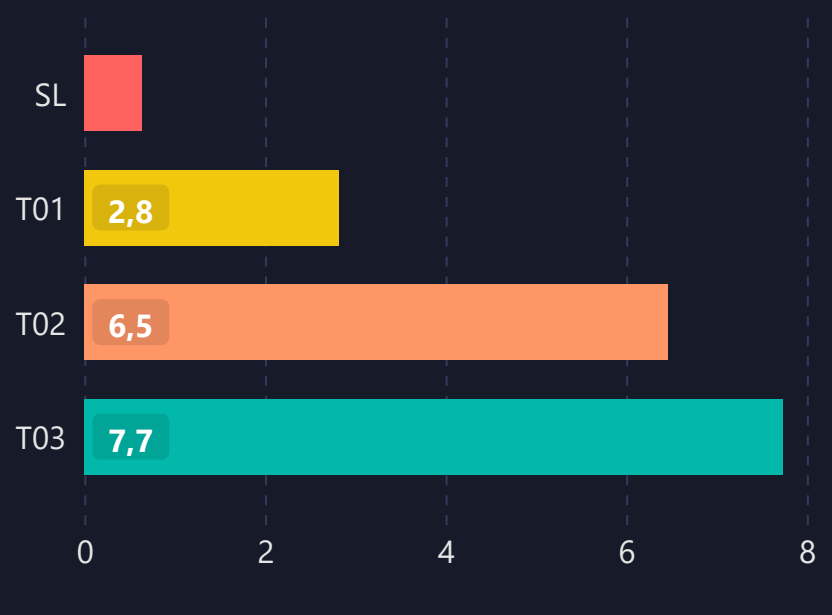
LIST OF ALL TRADES

Signal Date	Pair	Direction	Type	Buy Rate	Target 1	Target 2	Target 3	Target 4	Man. Close	Stop Loss	P&L	Dur. (days)
10.03.2022	LUNA/USDT	Long	Kraken	94.6550	102.0000	104.0000	105.0000	109.0000		87.0000	%29,6 ▲	0,6
12.03.2022	AVAX/USDT	Short	Kraken	71.8500	67.1200	56.2000	53.1000	50.1000		78.0000	%13,2 ▲	3,5
12.03.2022	LUNA/USDT	Short	Kraken	89.2000	86.1100	82.4500	79.1000	77.7000		93.0000	%17,3 ▲	0,6
13.03.2022	FTM/USDT	Short	Kraken	1.1875	1.0690	0.9800	0.9500	0.9300		1.3100	%29,9 ▲	1,4
17.03.2022	SOL/USDT	Long	Kraken	89.5500	91.9500	94.9800	96.3000	97.9000		86.4000	-%17,6 ▼	0,6
19.03.2022	KSM/USDT	Long	Kraken	147.0500	179.4000	198.1000	203.2000	207.5000		121.1000	%34,7 ▲	12,0
20.03.2022	THETA/USDT	Long	Kraken	2.8550	3.1600	3.4000	3.8500			2.7100	%174,3 ▲	7,7
21.03.2022	MANA/USDT	Long	Kraken	2.3925	2.6460	3.1150	4.3500			2.7100	%53,0 ▲	2,3

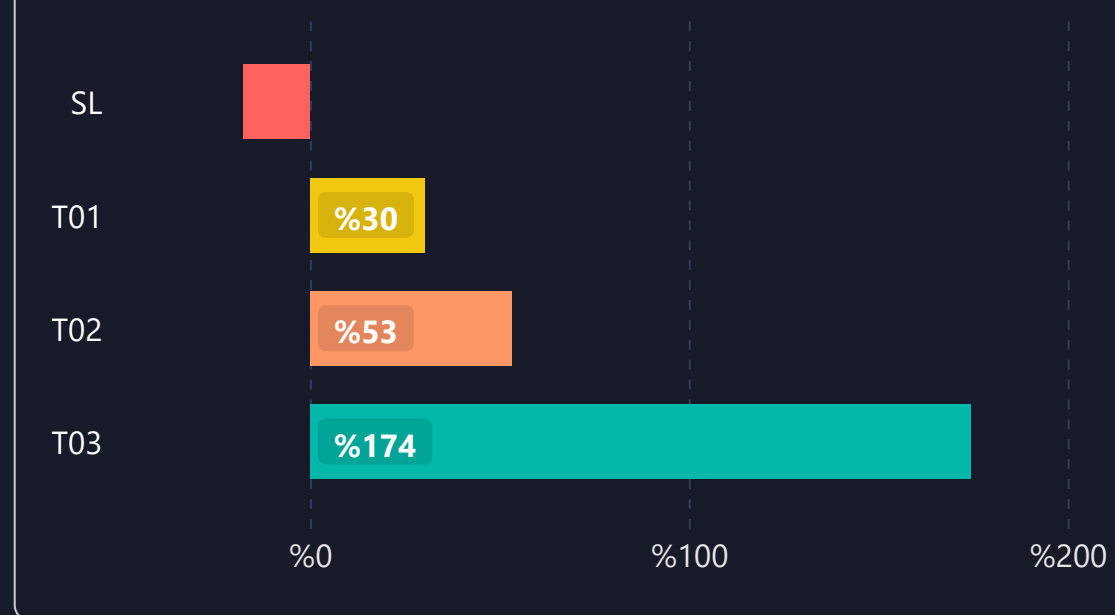


DETAILED STATS OF TARGETS (T1, T2, T3 etc.)

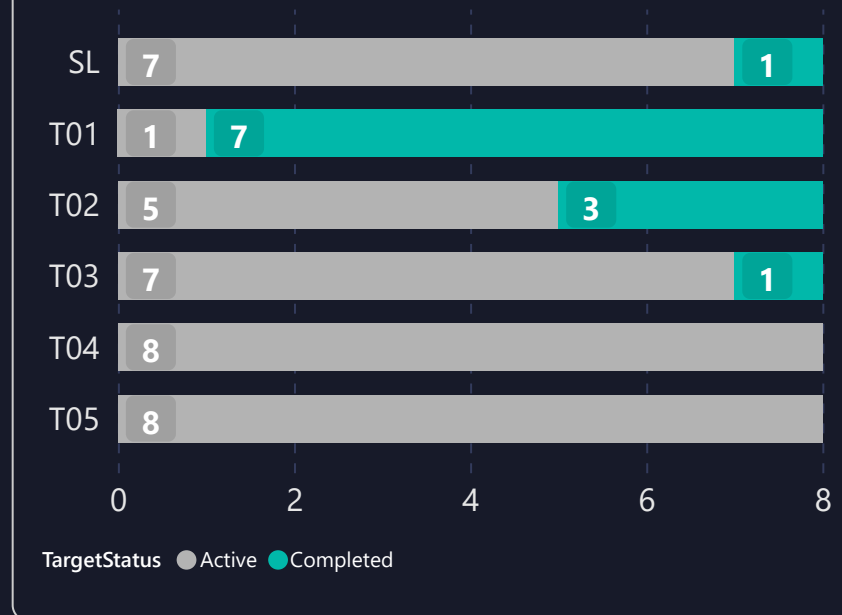
AVERAGE DAYS TO HIT TARGETS



AVERAGE PROFIT PER TARGET



INDIVIDUAL TARGETS STATUS



TARGET DURATION vs PROFIT/LOSS SCATTER CHART

Targets ● SL ● T01 ● T02 ● T03

