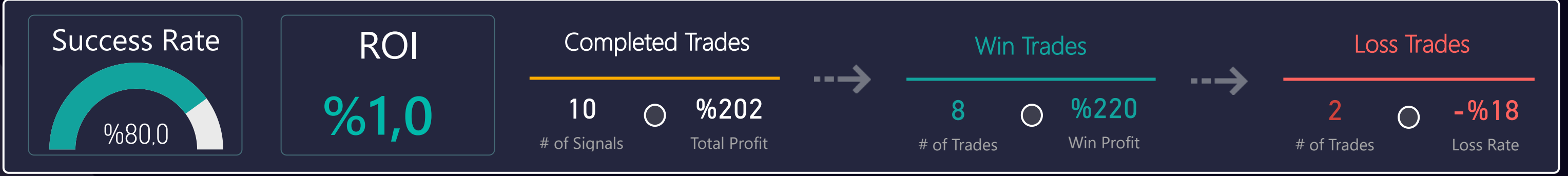


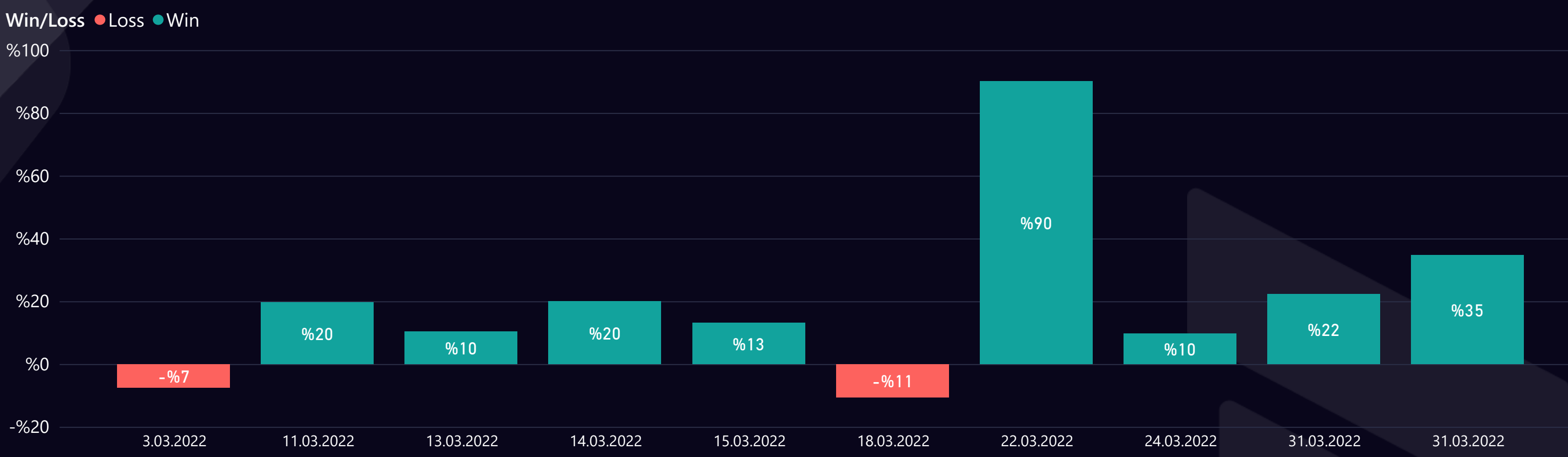


## 2022 MARCH MY BINANCE REPORT

TOTAL PROFIT  
**%202**



### WIN & LOSS CHART



### TOP WIN & LOSS ORDERS

Date	Pair	Order Profit	Tot. Dur. (days)	Order Target
22.03.2022	TWT/USDT	%90,2	4,8	T04
31.03.2022	KSM/USDT	%34,7	12,0	T02
31.03.2022	MANA/USDT	%22,3	6,5	T01
14.03.2022	FTM/USDT	%20,0	1,4	T01
11.03.2022	LUNA/USDT	%19,7	0,6	T02

Date	Pair	Order Loss	Tot. Dur. (days)
18.03.2022	SOL/USDT	-%10,6	0,6
3.03.2022	ICX/USDT	-%7,5	1,8

# JOIN OUR VIP SERVICES

**Account Management**  
No time to trade ?

Use our API auto trading extra package

Money stays on your account

Trailing stop loss and take profit included

[JOIN NOW](#)

**NEW KuCoin VIP**  
Daily Signals

1 month - Silver Membership  
6 months - Gold Membership  
12 months - Platinum Membership

Join the ParadiseFamilyVIP

[Contact Us](#)

**Binance VIP**  
Daily Signals

1 month - Silver Membership  
6 months - Gold Membership  
12 months - Platinum Membership

Join the ParadiseFamilyVIP

[Contact Us](#)

**Exclusive BTC&ETH Trading VIP**  
Daily Signals

1 month - Silver Membership  
6 months - Gold Membership  
12 months - Platinum Membership

Join the ParadiseFamilyVIP

[Contact Us](#)



[www.mycryptoparadise.com](http://www.mycryptoparadise.com)



/MyCryptoParadise



@\_MCP\_Signals



/mycryptoparadise



/mycryptoparadise



@MCP\_Binance  
@MCP\_bitmex



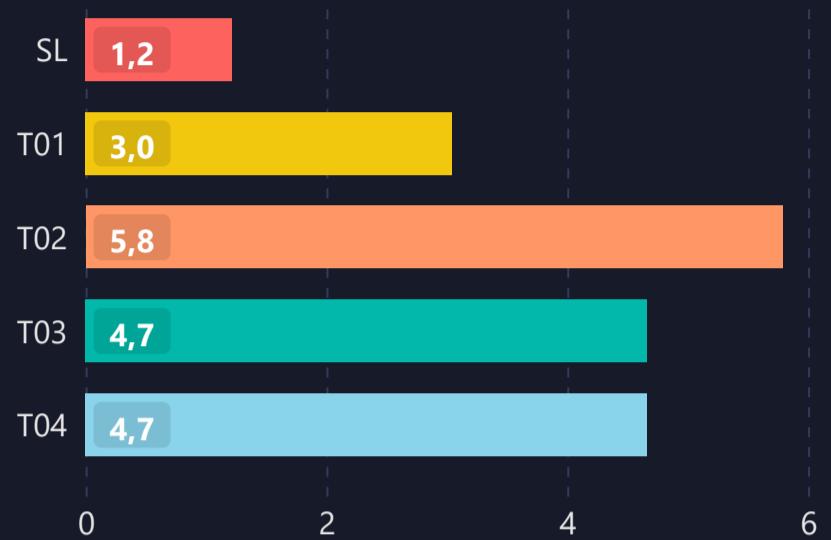
# LIST OF ALL TRADES

Signal Date	Pair	Direction	Type	Buy Rate	Target 1	Target 2	Target 3	Target 4	Man. Close	Stop Loss	P&L	Dur. (days)
1.03.2022	ICX/USDT	Long	Spot	0.7200	0.7840	0.8290	0.8490	0.9040		0.6660	-%7,5 ▼	1,8
10.03.2022	LUNA/USDT	Long	Spot	94.6550	102.0000	104.0000	105.0000	109.0000		87.0000	%19,7 ▲	0,6
12.03.2022	AVAX/USDT	Short	Spot	71.8500	67.1200	56.2000	53.1000	50.1000		78.0000	%13,2 ▲	3,5
12.03.2022	LUNA/USDT	Short	Spot	89.2000	86.1100	82.4500	79.1000	77.7000		93.0000	%10,4 ▲	0,6
13.03.2022	FTM/USDT	Short	Spot	1.1875	1.0690	0.9800	0.9500	0.9300		1.3100	%20,0 ▲	1,4
17.03.2022	TWT/USDT	Long	Spot	0.7870	0.9140	1.1550	1.3500	1.4966		0.6740	%90,2 ▲	4,8
17.03.2022	SOL/USDT	Long	Spot	89.5500	91.9500	94.9800	96.3000	97.9000		86.4000	-%10,6 ▼	0,6
19.03.2022	KSM/USDT	Long	Spot	147.0500	179.4000	198.1000	203.2000	207.5000		121.1000	%34,7 ▲	12,0
22.03.2022	SOL/USDT	Long	Spot	92.7500	101.8100	105.9000	108.2000	109.0000		86.5000	%9,8 ▲	1,9
25.03.2022	MANA/USDT	Long	Spot	2.5548	2.8390	3.1790	3.3900	3.4690		2.3400	%22,3 ▲	6,5

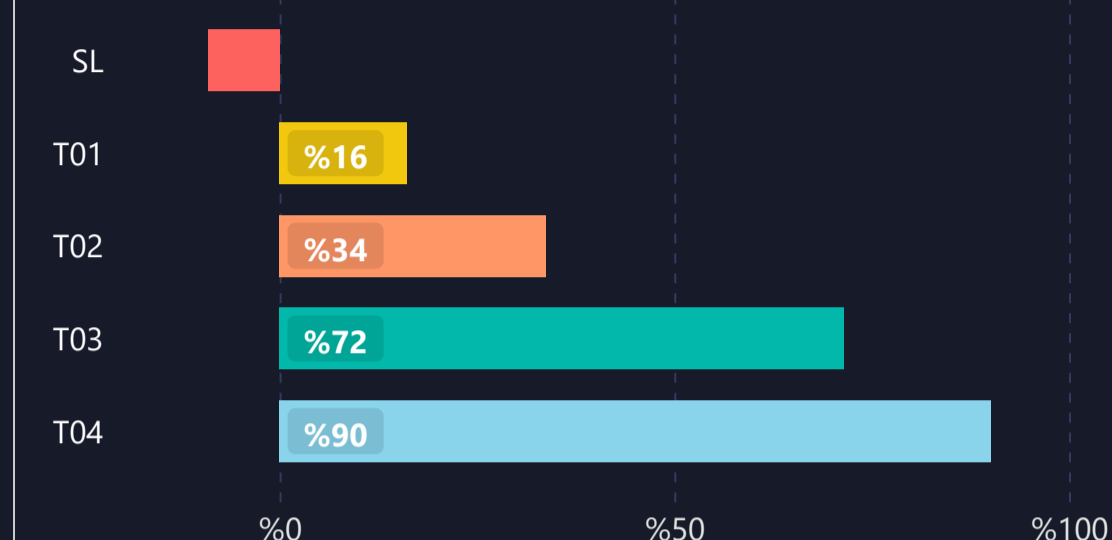


# DETAILED STATS OF TARGETS (T1, T2, T3 etc.)


### AVERAGE DAYS TO HIT TARGETS



### AVERAGE PROFIT PER TARGET



### INDIVIDUAL TARGETS STATUS



# TARGET DURATION vs PROFIT/LOSS SCATTER CHART

Targets ● SL ● T01 ● T02 ● T03 ● T04

