



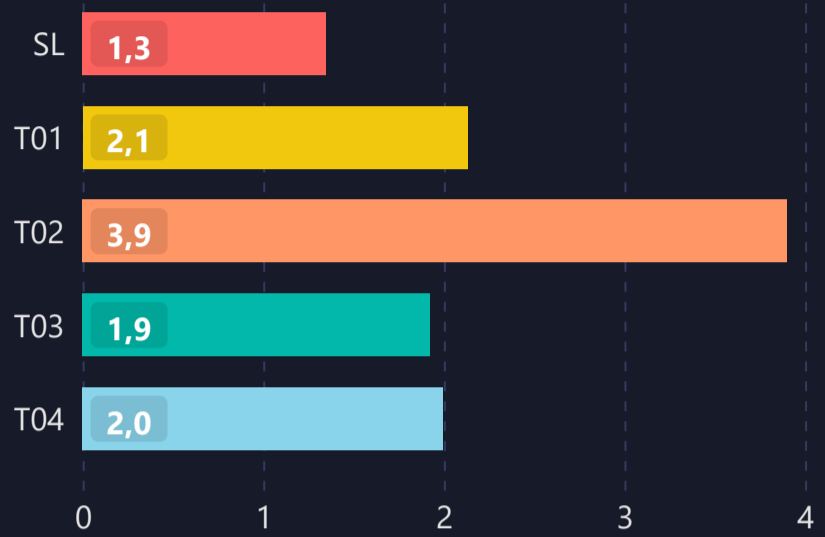
LIST OF ALL TRADES

Signal Date	Pair	Direction	Type	Buy Rate	Target 1	Target 2	Target 3	Target 4	Man. Close	Stop Loss	P&L	Dur. (days)
27.01.2022	SOL/USDT	Long	Spot	92.5000	105.7300	119.1000	134.9900	149.0000		79.0000	%57,5 ▲	10,7
31.01.2022	LUNA/USDT	Long	Spot	45.6000	52.8260	57.4060	60.5000	60.9900		37.8500	%25,9 ▲	4,9
31.01.2022	SAND/USDT	Long	Spot	3.8650	4.0910	4.2890	4.3360	4.3900		3.6000	%11,7 ▲	0,3
4.02.2022	MANA/USDT	Long	Spot	2.6650	2.8250	2.8830	2.9900	3.0900		2.5080	%31,9 ▲	0,9
11.02.2022	UNI/USDT	Long	Spot	11.4800	12.1000	12.5000	12.7000	12.9000		10.9900	-%8,5 ▼	0,4
14.02.2022	SKL/USDT	Long	Spot	0.1445	0.1529	0.1645	0.1699	0.1779		0.1350	%13,8 ▲	0,9
15.02.2022	BNB/USDT	Long	Spot	428.0000	486.0000	538.0000	550.0000	589.0000		414.6500	-%6,2 ▼	2,2
17.02.2022	MFT/USDT	Long	Spot	0.0709	0.0772	0.0818	0.0837	0.0869		0.0676	-%4,6 ▼	0,3
21.02.2022	NEAR/USDT	Long	Spot	9.3500	11.4920	11.9630	12.3130	12.4900		7.9600	-%14,9 ▼	2,7
25.02.2022	MANA/USDT	Long	Spot	2.6550	2.8280	2.9000	2.9500	2.9900		2.4900	%50,5 ▲	0,5
26.02.2022	AVA/USDT	Long	Spot	1.1400	1.2490	1.2690	1.2790	1.2900		1.0500	%11,3 ▲	0,1
1.03.2022	ICX/USDT	Long	Spot	0.7200	0.7840	0.8290	0.8490	0.9040		0.6660	-%7,5 ▼	1,8
10.03.2022	LUNA/USDT	Long	Spot	94.6550	102.0000	104.0000	105.0000	109.0000		87.0000	%19,7 ▲	0,6
12.03.2022	AVAX/USDT	Short	Spot	71.8500	67.1200	56.2000	53.1000	50.1000		78.0000	%13,2 ▲	3,5
12.03.2022	LUNA/USDT	Short	Spot	89.2000	86.1100	82.4500	79.1000	77.7000		93.0000	%10,4 ▲	0,6
13.03.2022	FTM/USDT	Short	Spot	1.1875	1.0690	0.9800	0.9500	0.9300		1.3100	%20,0 ▲	1,4
17.03.2022	TWT/USDT	Long	Spot	0.7870	0.9140	1.1550	1.3500	1.4966		0.6740	%90,2 ▲	4,8
17.03.2022	SOL/USDT	Long	Spot	89.5500	91.9500	94.9800	96.3000	97.9000		86.4000	-%10,6 ▼	0,6
19.03.2022	KSM/USDT	Long	Spot	147.0500	179.4000	198.1000	203.2000	207.5000		121.1000	%34,7 ▲	12,0
22.03.2022	SOL/USDT	Long	Spot	92.7500	101.8100	105.9000	108.2000	109.0000		86.5000	%9,8 ▲	1,9
25.03.2022	MANA/USDT	Long	Spot	2.5548	2.8390	3.1790	3.3900	3.4690		2.3400	%22,3 ▲	6,5

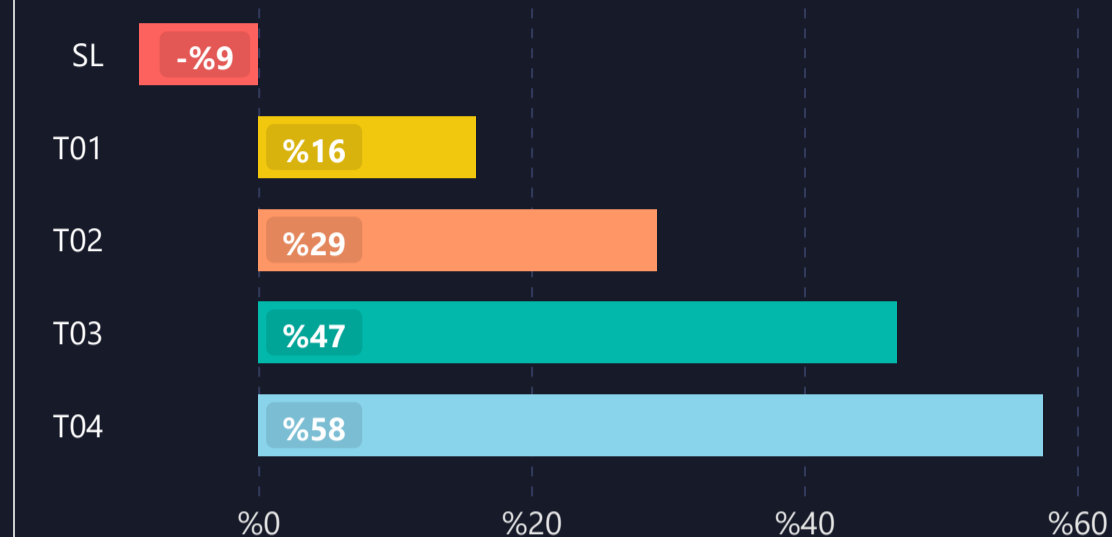


DETAILED STATS OF TARGETS (T1, T2, T3 etc.)

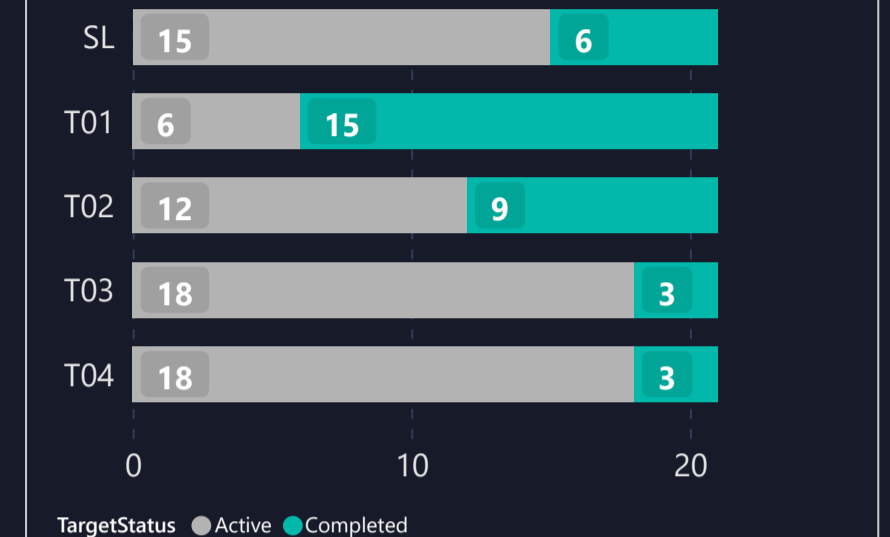
AVERAGE DAYS TO HIT TARGETS



AVERAGE PROFIT PER TARGET



INDIVIDUAL TARGETS STATUS



TARGET DURATION vs PROFIT/LOSS SCATTER CHART

Targets ● SL ● T01 ● T02 ● T03 ● T04

