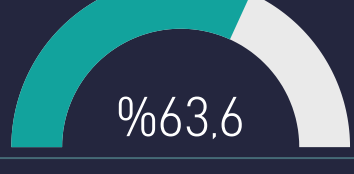




2022 FEBRUARY MY BINANCE REPORT

TOTAL PROFIT
%168

Success Rate



ROI

%11,

Completed Trades

11 **%168**
of Signals Total Profit

Win Trades

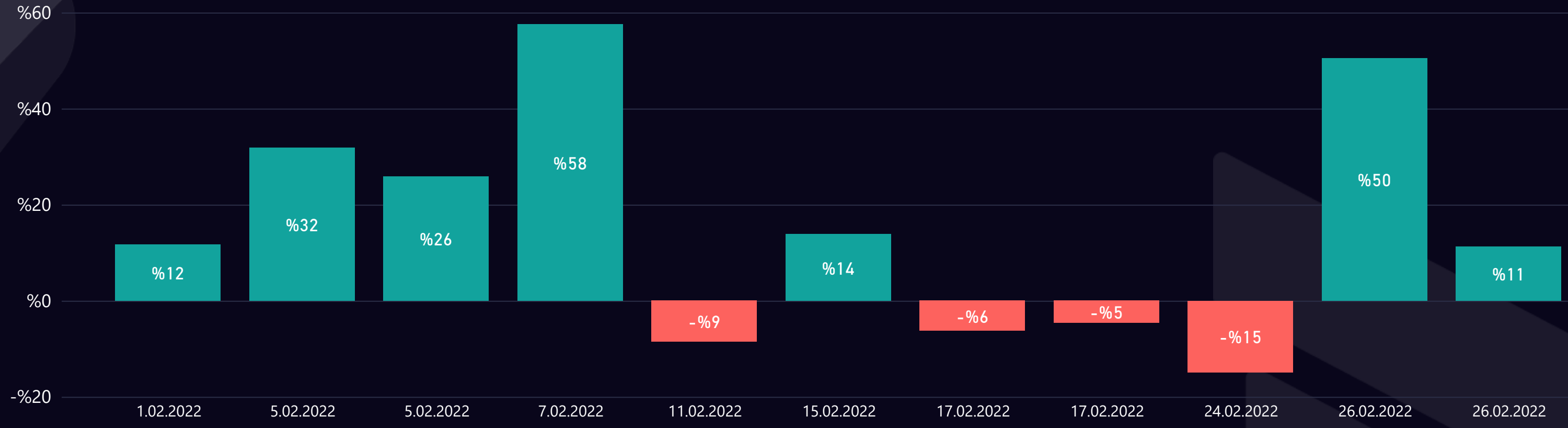
7 **%203**
of Trades Win Profit

Loss Trades

4 **-%34**
of Trades Loss Rate

WIN & LOSS CHART

Win/Loss Loss Win



TOP WIN & LOSS ORDERS

Date	Pair	Order Profit	Tot. Dur. (days)	Order Target
7.02.2022	SOL/USDT	%57,5	10,7	T02
26.02.2022	MANA/USDT	%50,5	0,5	T04
5.02.2022	MANA/USDT	%31,9	0,9	T04
5.02.2022	LUNA/USDT	%25,9	4,9	T02
15.02.2022	SKL/USDT	%13,8	0,9	T02

Date	Pair	Order Loss	Tot. Dur. (days)
24.02.2022	NEAR/USDT	-%14,9	2,7
11.02.2022	UNI/USDT	-%8,5	0,4
17.02.2022	BNB/USDT	-%6,2	2,2
17.02.2022	MFT/USDT	-%4,6	0,3

JOIN OUR VIP SERVICES

Account Management

No time to trade ?

Use our API auto trading extra package

Money stays on your account

Trailing stop loss and take profit included

[JOIN NOW](#)

NEW

KuCoin VIP

Daily Signals

1 month - Silver Membership

6 months - Gold Membership

12 months - Platinum Membership

Join the ParadiseFamilyVIP

[Contact Us](#)

Binance VIP

Daily Signals

1 month - Silver Membership

6 months - Gold Membership

12 months - Platinum Membership

Join the ParadiseFamilyVIP

[Contact Us](#)

Exclusive BTCÐ Trading VIP

Daily Signals

1 month - Silver Membership

6 months - Gold Membership

12 months - Platinum Membership

Join the ParadiseFamilyVIP

[Contact Us](#)

Follow Us

www.mycryptoparadise.com



/MyCryptoParadise



@_MCP_Signals



/mycryptoparadise



/mycryptoparadise



@MCP_Binance
@MCP_bitmex



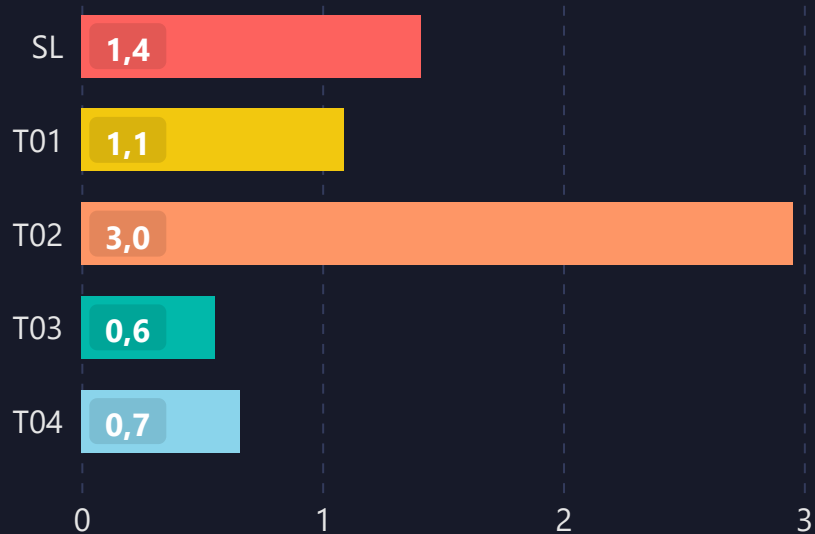
LIST OF ALL TRADES

Signal Date	Pair	Direction	Type	Buy Rate	Target 1	Target 2	Target 3	Target 4	Man. Close	Stop Loss	P&L	Dur. (days)
27.01.2022	SOL/USDT	Long	Spot	92.5000	105.7300	119.1000	134.9900	149.0000		79.0000	%57,5 ▲	10,7
31.01.2022	LUNA/USDT	Long	Spot	45.6000	52.8260	57.4060	60.5000	60.9900		37.8500	%25,9 ▲	4,9
31.01.2022	SAND/USDT	Long	Spot	3.8650	4.0910	4.2890	4.3360	4.3900		3.6000	%11,7 ▲	0,3
4.02.2022	MANA/USDT	Long	Spot	2.6650	2.8250	2.8830	2.9900	3.0900		2.5080	%31,9 ▲	0,9
11.02.2022	UNI/USDT	Long	Spot	11.4800	12.1000	12.5000	12.7000	12.9000		10.9900	-%8,5 ▼	0,4
14.02.2022	SKL/USDT	Long	Spot	0.1445	0.1529	0.1645	0.1699	0.1779		0.1350	%13,8 ▲	0,9
15.02.2022	BNB/USDT	Long	Spot	428.0000	486.0000	538.0000	550.0000	589.0000		414.6500	-%6,2 ▼	2,2
17.02.2022	MFT/USDT	Long	Spot	0.0709	0.0772	0.0818	0.0837	0.0869		0.0676	-%4,6 ▼	0,3
21.02.2022	NEAR/USDT	Long	Spot	9.3500	11.4920	11.9630	12.3130	12.4900		7.9600	-%14,9 ▼	2,7
25.02.2022	MANA/USDT	Long	Spot	2.6550	2.8280	2.9000	2.9500	2.9900		2.4900	%50,5 ▲	0,5
26.02.2022	AVA/USDT	Long	Spot	1.1400	1.2490	1.2690	1.2790	1.2900		1.0500	%11,3 ▲	0,1

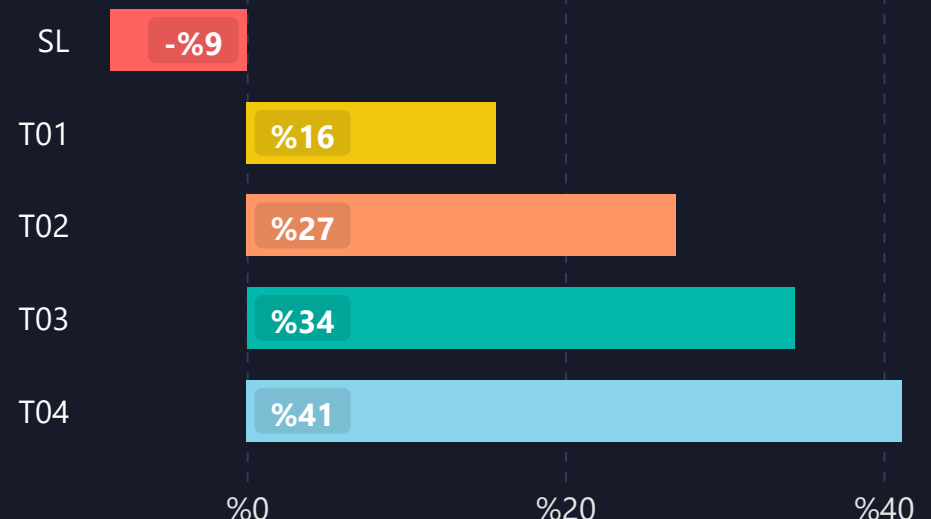


DETAILED STATS OF TARGETS (T1, T2, T3 etc.)

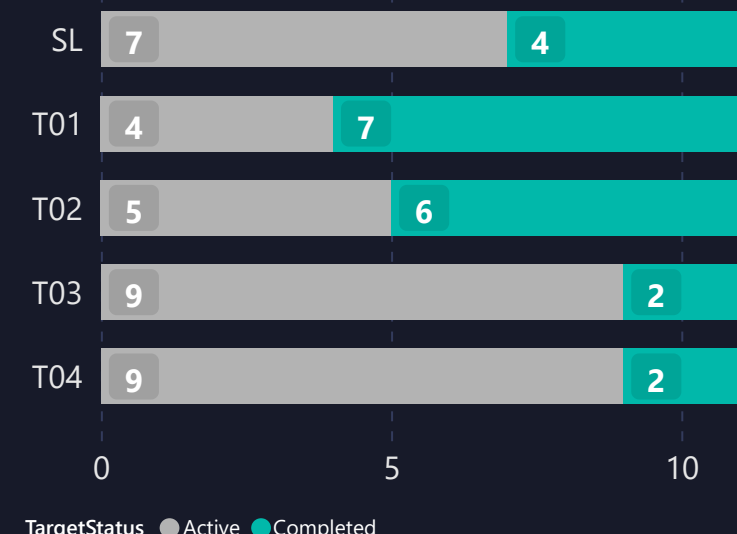
AVERAGE DAYS TO HIT TARGETS



AVERAGE PROFIT PER TARGET



INDIVIDUAL TARGETS STATUS



TARGET DURATION vs PROFIT/LOSS SCATTER CHART

Targets ● SL ● T01 ● T02 ● T03 ● T04

