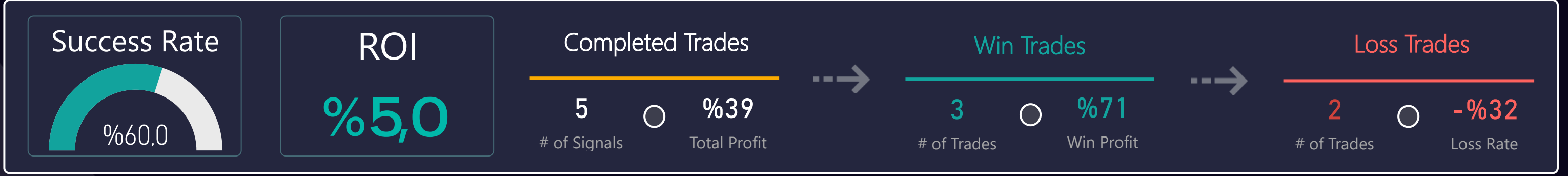


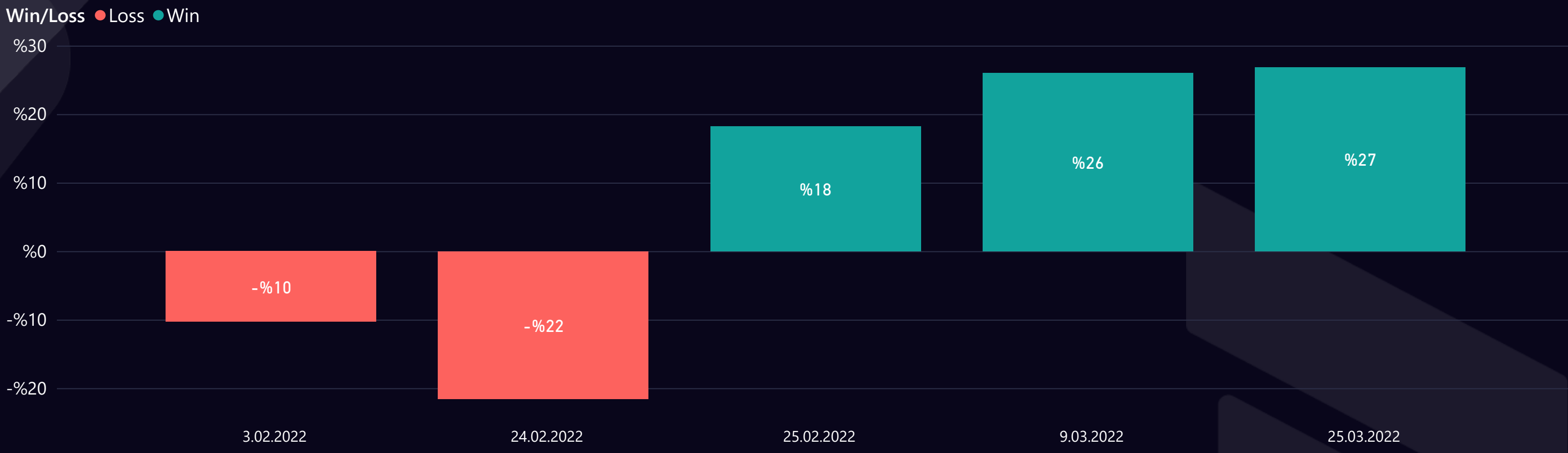


2022 FEBRUARY-MARCH MY BTCÐ REPORT

TOTAL PROFIT
%39



WIN & LOSS CHART



TOP WIN & LOSS ORDERS

Date	Pair	Order Profit	Tot. Dur. (days)	Order Target
25.03.2022	BTC/USDT	%26,9	1,5	T04
9.03.2022	BTC/USDT	%26,1	1,3	T04
25.02.2022	BTC/USDT	%18,2	1,1	T01

Date	Pair	Order Loss	Tot. Dur. (days)
24.02.2022	BTC/USDT	-%21,6	4,1
3.02.2022	BTC/USDT	-%10,3	2,9

JOIN OUR VIP SERVICES

Account Management
No time to trade ?

Use our API auto trading extra package

Money stays on your account

Trailing stop loss and take profit included

[JOIN NOW](#)

NEW KuCoin VIP
Daily Signals

1 month - Silver Membership
6 months - Gold Membership
12 months - Platinum Membership

Join the ParadiseFamilyVIP

[Contact Us](#)

Binance VIP
Daily Signals

1 month - Silver Membership
6 months - Gold Membership
12 months - Platinum Membership

Join the ParadiseFamilyVIP

[Contact Us](#)

Exclusive BTCÐ Trading VIP
Daily Signals

1 month - Silver Membership
6 months - Gold Membership
12 months - Platinum Membership

Join the ParadiseFamilyVIP

[Contact Us](#)



www.mycryptoparadise.com



/MyCryptoParadise



@_MCP_Signals



/mycryptoparadise



/mycryptoparadise



@MCP_Binance
@MCP_bitmex



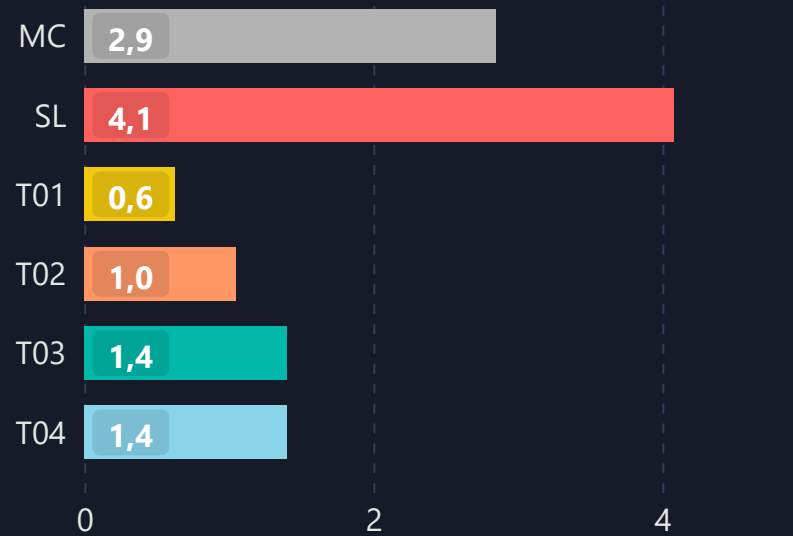
LIST OF ALL TRADES

Signal Date	Pair	Direction	Type	Buy Rate	Target 1	Target 2	Target 3	Target 4	Man. Close	Stop Loss	P&L	Dur. (days)
1.02.2022	BTC/USDT	Long	Margin	37372.5000	38920.0000	40290.0000	41500.0000	42290.0000	36410.0000	35690.0000	-%10,3 ▼	2,9
20.02.2022	BTC/USDT	Long	Margin	38950.0000	41666.0000	45492.0000	49134.0000	52999.0000		36150.0000	-%21,6 ▼	4,1
24.02.2022	BTC/USDT	Long	Margin	35350.0000	38571.5000	41400.0000	41600.0000	42000.0000		32840.0000	%18,2 ▲	1,1
7.03.2022	BTC/USDT	Long	Margin	37150.0000	38900.0000	39400.0000	39999.0000	40376.0000		36212.0000	%26,1 ▲	1,3
23.03.2022	BTC/USDT	Long	Margin	42315.0000	43090.0000	43700.0000	44300.0000	44590.0000		41690.0000	%26,9 ▲	1,5

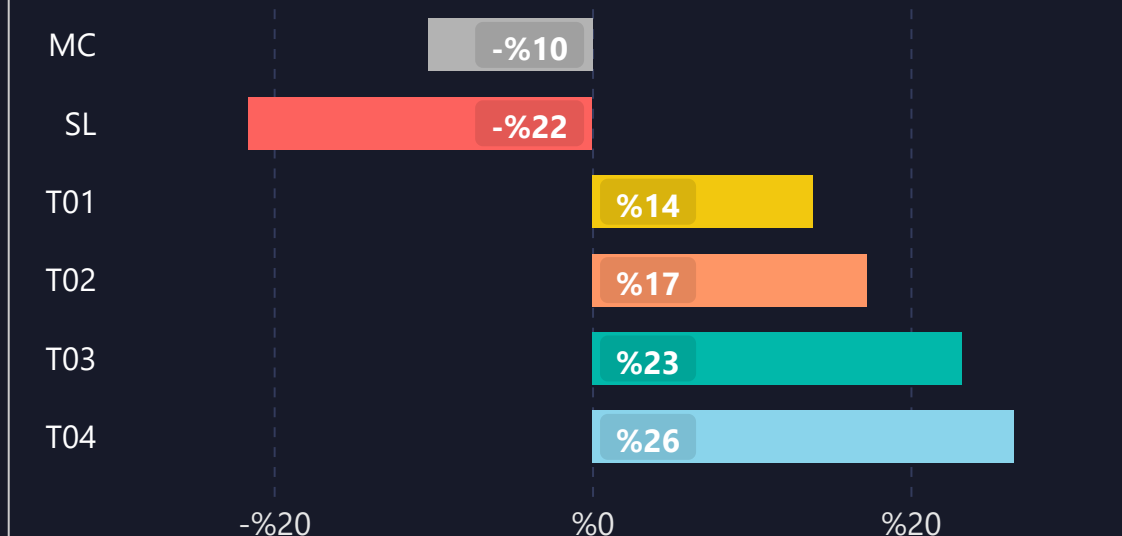


DETAILED STATS OF TARGETS (T1, T2, T3 etc.)

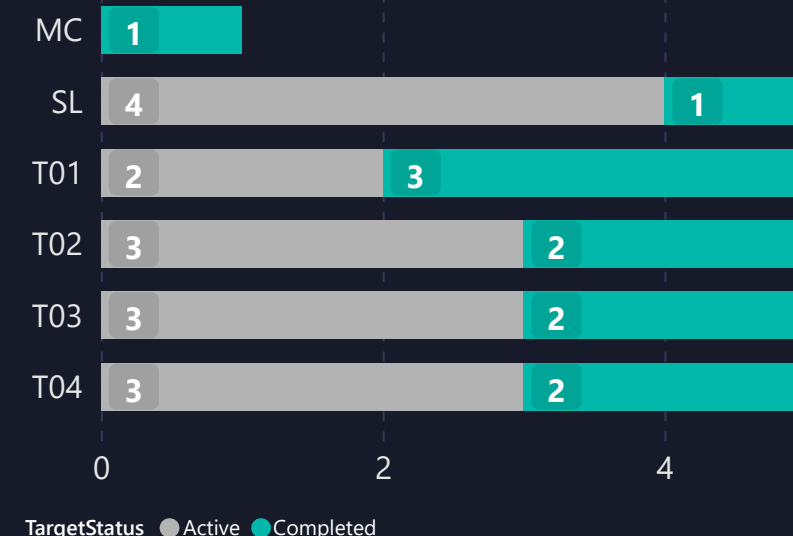
AVERAGE DAYS TO HIT TARGETS



AVERAGE PROFIT PER TARGET



INDIVIDUAL TARGETS STATUS



TARGET DURATION vs PROFIT/LOSS SCATTER CHART

Targets ● MC ● SL ● T01 ● T02 ● T03 ● T04

