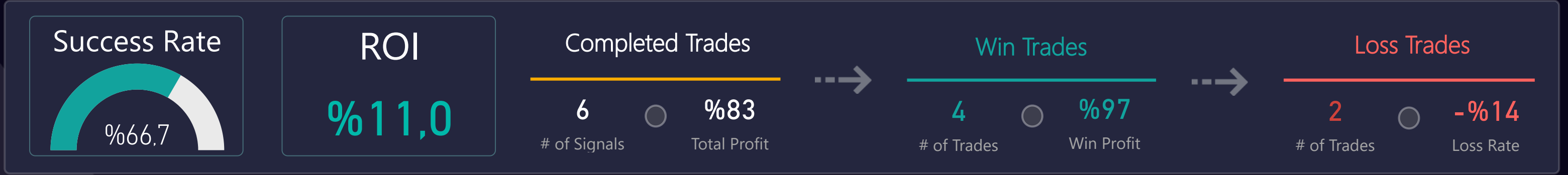


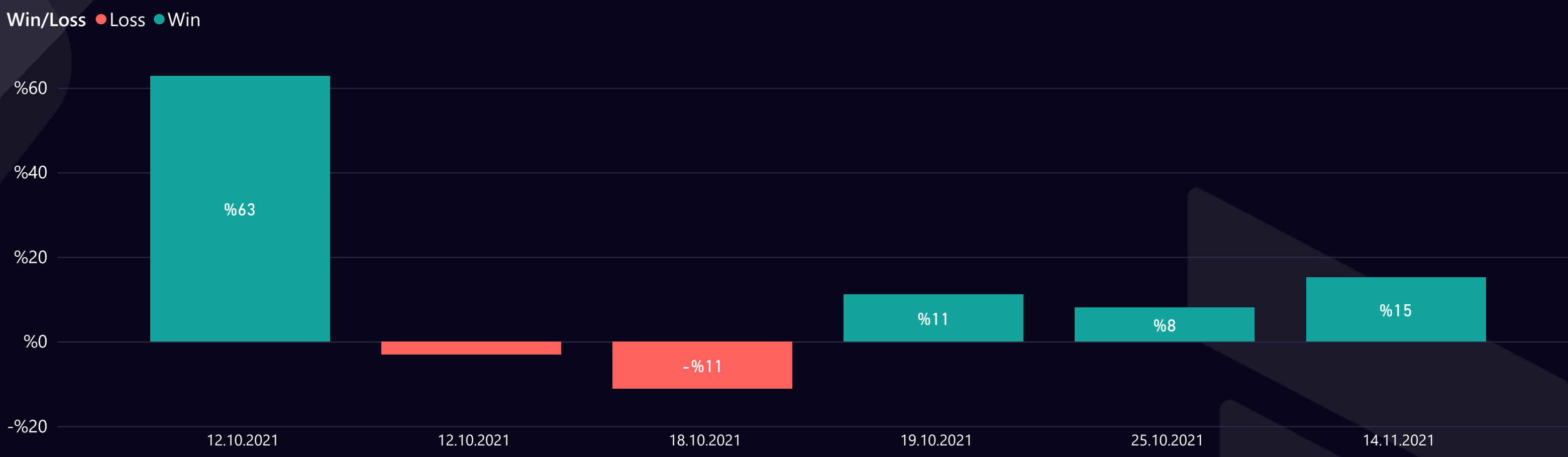


2021 OCTOBER-NOVEMBER MY BTCÐ REPORT

TOTAL PROFIT
%83



WIN & LOSS CHART



TOP WIN & LOSS ORDERS

| Date | Pair | Order Profit | Tot. Dur. (days) | Order Target |
|------------|----------|--------------|------------------|--------------|
| 12.10.2021 | BTC/USDT | %62,8 | 19,3 | T03 |
| 14.11.2021 | BTC/USDT | %15,1 | 14,1 | T01 |
| 19.10.2021 | BTC/USDT | %11,1 | 0,8 | T01 |
| 25.10.2021 | BTC/USDT | %8,0 | 0,3 | T01 |

| Date | Pair | Order Loss | Tot. Dur. (days) |
|------------|----------|------------|------------------|
| 18.10.2021 | BTC/USDT | -%11,1 | 0,5 |
| 12.10.2021 | ETH/USDT | -%3,1 | 0,8 |

JOIN OUR VIP SERVICES

Account Management
No time to trade ?

Use our API auto trading extra package

Money stays on your account

Trailing stop loss and take profit included

[JOIN NOW](#)

NEW KuCoin VIP
Daily Signals

1 month - Silver Membership
6 months - Gold Membership
12 months - Platinum Membership

Join the ParadiseFamilyVIP

[Contact Us](#)

Binance VIP
Daily Signals

1 month - Silver Membership
6 months - Gold Membership
12 months - Platinum Membership

Join the ParadiseFamilyVIP

[Contact Us](#)

Exclusive BTCÐ Trading VIP
Daily Signals

1 month - Silver Membership
6 months - Gold Membership
12 months - Platinum Membership

Join the ParadiseFamilyVIP

[Contact Us](#)



www.mycryptoparadise.com



/MyCryptoParadise



@_MCP_Signals



/mycryptoparadise



/mycryptoparadise



@MCP_Binance
@MCP_bitmex



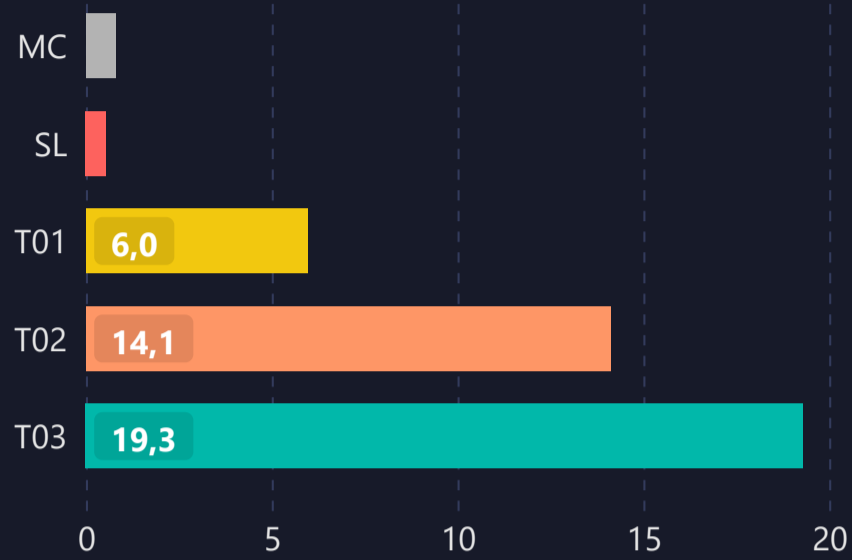
LIST OF ALL TRADES

| Signal Date | Pair | Direction | Type | Buy Rate | Target 1 | Target 2 | Target 3 | Target 4 | Man. Close | Stop Loss | P&L | Dur. (days) |
|-------------|----------|-----------|--------|------------|------------|------------|------------|------------|------------|------------|----------|-------------|
| 22.09.2021 | BTC/USDT | Long | Margin | 43250.0000 | 47899.0000 | 52690.0000 | 56830.0000 | 63960.0000 | | 38200.0000 | %62,8 ▲ | 19,3 |
| 11.10.2021 | ETH/USDT | Long | Margin | 3575.0000 | 3980.0000 | 4200.0000 | 4300.0000 | 4399.0000 | 3520.0000 | 3331.0000 | -%3,1 ▼ | 0,8 |
| 18.10.2021 | BTC/USDT | Long | Margin | 61585.0000 | 62898.0000 | 64220.0000 | 64800.0000 | 65250.0000 | | 60212.0000 | -%11,1 ▼ | 0,5 |
| 18.10.2021 | BTC/USDT | Long | Margin | 61915.0000 | 62898.0000 | 64220.0000 | 64800.0000 | 65250.0000 | | 60580.0000 | %11,1 ▲ | 0,8 |
| 25.10.2021 | BTC/USDT | Long | Margin | 61790.0000 | 62615.0000 | 63350.0000 | 64470.0000 | 65730.0000 | | 60590.0000 | %8,0 ▲ | 0,3 |
| 31.10.2021 | BTC/USDT | Long | Margin | 4211.5000 | 4530.0000 | 5300.0000 | 5900.0000 | 6782.0000 | | 3624.0000 | %15,1 ▲ | 14,1 |

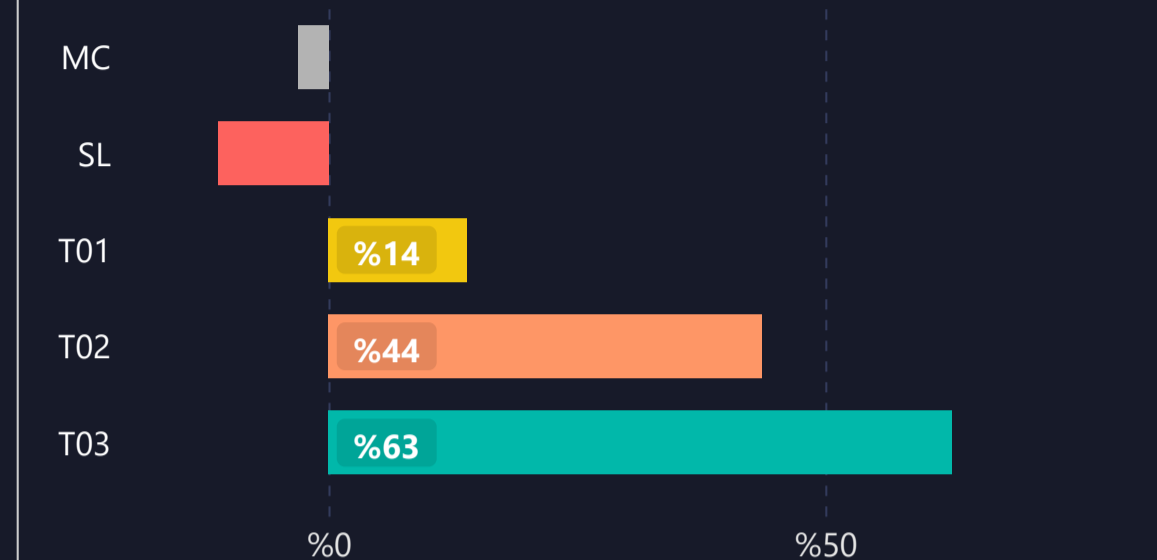


DETAILED STATS OF TARGETS (T1, T2, T3 etc.)

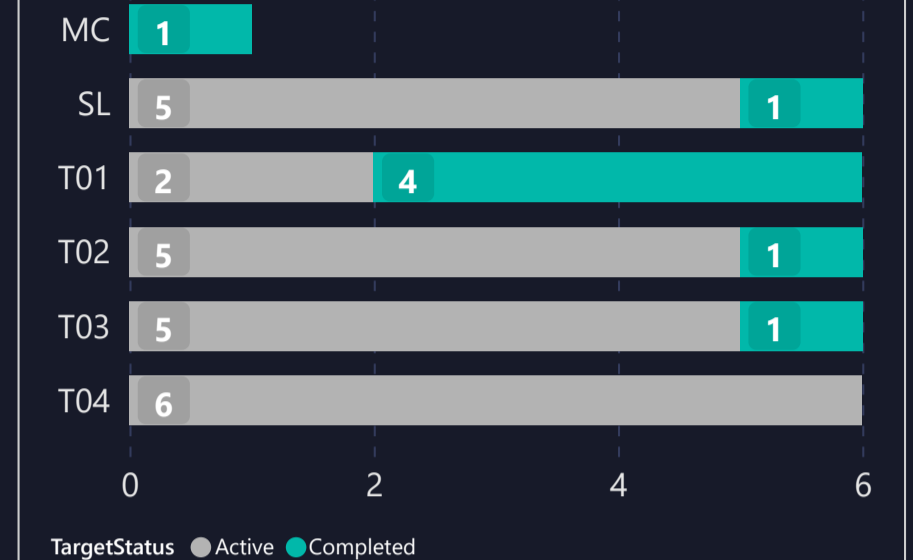
AVERAGE DAYS TO HIT TARGETS



AVERAGE PROFIT PER TARGET



INDIVIDUAL TARGETS STATUS



TARGET DURATION vs PROFIT/LOSS SCATTER CHART

Targets ● MC ● SL ● T01 ● T02 ● T03

