

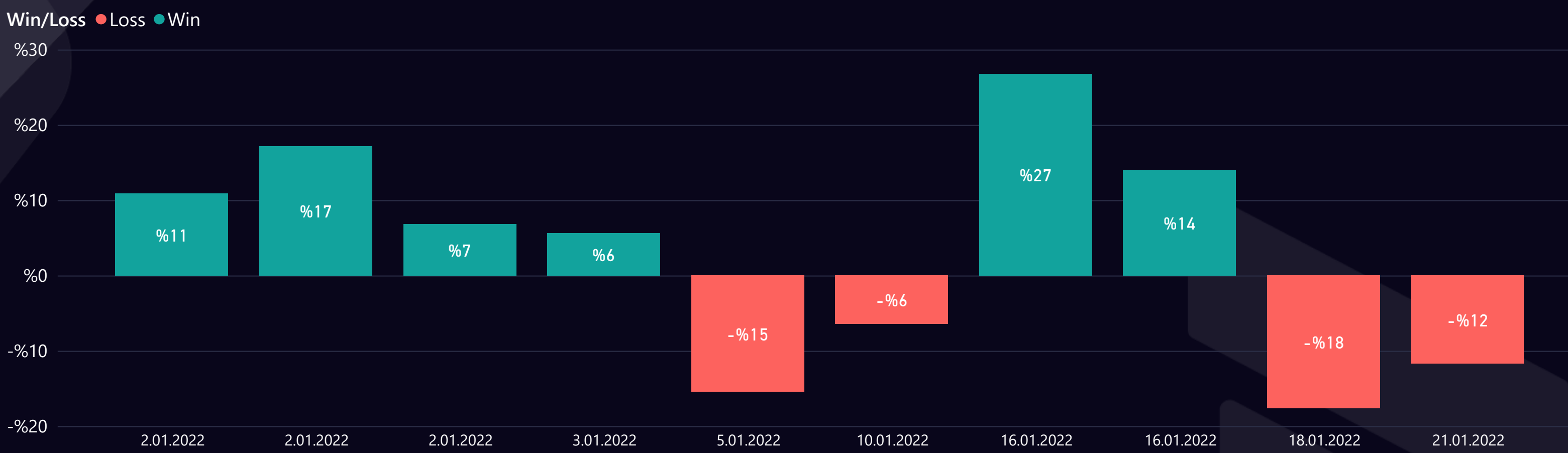


## 2022 JANUARY MY BINANCE REPORT

TOTAL PROFIT  
**%30**

|                                  |                           |  |  |   |
|----------------------------------|---------------------------|--|--|---|
| <b>Success Rate</b><br><br>%54,5 | <b>ROI</b><br><b>%1,5</b> | <b>Completed Trades</b><br>11 # of Signals    %30 Total Profit | <b>Win Trades</b><br>6 # of Trades    %81 Win Profit | <b>Loss Trades</b><br>5 # of Trades    -%51 Loss Rate |
|----------------------------------|---------------------------|--|--|---|

### WIN & LOSS CHART



### TOP WIN & LOSS ORDERS

| Date       | Pair      | Order Profit | Tot. Dur. (days) | Order Target |
|------------|-----------|--------------|------------------|--------------|
| 16.01.2022 | FTM/USDT  | %26,8        | 2,0              | T01          |
| 2.01.2022  | ARDR/USDT | %17,2        | 1,9              | T04          |
| 16.01.2022 | ATOM/USDT | %14,0        | 6,8              | T01          |
| 2.01.2022  | CVC/USDT  | %10,9        | 1,9              | T04          |
| 2.01.2022  | STX/USDT  | %6,9         | 0,9              | T01          |

| Date       | Pair      | Order Loss | Tot. Dur. (days) |
|------------|-----------|------------|------------------|
| 18.01.2022 | LINK/USDT | -%17,6     | 7,2              |
| 21.01.2022 | CRV/USDT  | -%11,7     | 2,3              |
| 5.01.2022  | EGLD/BTC  | -%9,0      | 0,4              |
| 10.01.2022 | DNT/USDT  | -%6,4      | 0,7              |
| 5.01.2022  | FIO/USDT  | -%6,4      | 3,1              |

# JOIN OUR VIP SERVICES

#### Account Management

No time to trade ?

Use our API auto trading extra package

Money stays on your account

Trailing stop loss and take profit included

JOIN NOW

NEW

#### KuCoin VIP

Daily Signals

1 month - Silver Membership

6 months - Gold Membership

12 months - Platinum Membership

Join the ParadiseFamilyVIP

Contact Us

#### Binance VIP

Daily Signals

1 month - Silver Membership

6 months - Gold Membership

12 months - Platinum Membership

Join the ParadiseFamilyVIP

Contact Us

#### Exclusive BTC&ETH Trading VIP

Daily Signals

1 month - Silver Membership

6 months - Gold Membership

12 months - Platinum Membership

Join the ParadiseFamilyVIP

Contact Us

Follow Us

www.mycryptoparadise.com



/MyCryptoParadise



@\_MCP\_Signals



/mycryptoparadise



/mycryptoparadise



@MCP\_Binance  
@MCP\_bitmex



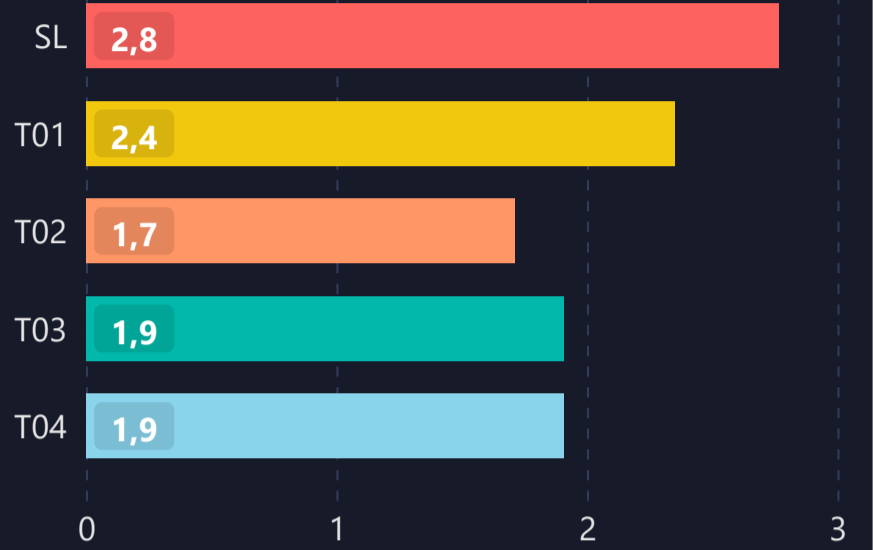
# LIST OF ALL TRADES

| Signal Date | Pair      | Direction | Type | Buy Rate   | Target 1   | Target 2   | Target 3   | Target 4   | Man. Close | Stop Loss  | P&L      | Dur. (days) |
|-------------|-----------|-----------|------|------------|------------|------------|------------|------------|------------|------------|----------|-------------|
| 31.12.2021  | ARDR/USDT | Long      | Spot | 0.2311     | 0.2419     | 0.2508     | 0.2600     | 0.2708     |            | 0.2200     | %17,2 ▲  | 1,9         |
| 31.12.2021  | CVC/USDT  | Long      | Spot | 0.3435     | 0.3690     | 0.3750     | 0.3780     | 0.3809     |            | 0.3269     | %10,9 ▲  | 1,9         |
| 1.01.2022   | STX/USDT  | Long      | Spot | 2.2450     | 2.3990     | 2.5670     | 2.6400     | 2.7770     |            | 2.0650     | %6,9 ▲   | 0,9         |
| 1.01.2022   | BTG/USDT  | Long      | Spot | 41.1500    | 43.4800    | 45.7800    | 48.1000    | 49.3000    |            | 38.3000    | %5,7 ▲   | 1,7         |
| 2.01.2022   | FIO/USDT  | Long      | Spot | 0.1635     | 0.1719     | 0.1818     | 0.1860     | 0.1930     |            | 0.1530     | -%6,4 ▼  | 3,1         |
| 5.01.2022   | EGLD/BTC  | Long      | Spot | 0.00535000 | 0.00598600 | 0.00652000 | 0.00677700 | 0.00796000 |            | 0.00486700 | -%9,0 ▼  | 0,4         |
| 9.01.2022   | DNT/USDT  | Long      | Spot | 0.1143     | 0.1218     | 0.1296     | 0.1330     | 0.1389     |            | 0.1069     | -%6,4 ▼  | 0,7         |
| 9.01.2022   | ATOM/USDT | Long      | Spot | 0.0009     | 0.0010     | 0.0012     | 0.0013     | 0.0015     |            | 0.0007     | %14,0 ▲  | 6,8         |
| 11.01.2022  | LINK/USDT | Long      | Spot | 27.0500    | 32.9000    | 34.9000    | 36.9000    | 38.1000    |            | 22.2800    | -%17,6 ▼ | 7,2         |
| 14.01.2022  | FTM/USDT  | Long      | Spot | 2.9250     | 3.3170     | 3.5900     | 3.9900     | 4.2700     |            | 2.5800     | %26,8 ▲  | 2,0         |
| 18.01.2022  | CRV/USDT  | Long      | Spot | 4.5175     | 5.4200     | 5.6900     | 5.7770     | 5.9990     |            | 3.9890     | -%11,7 ▼ | 2,3         |

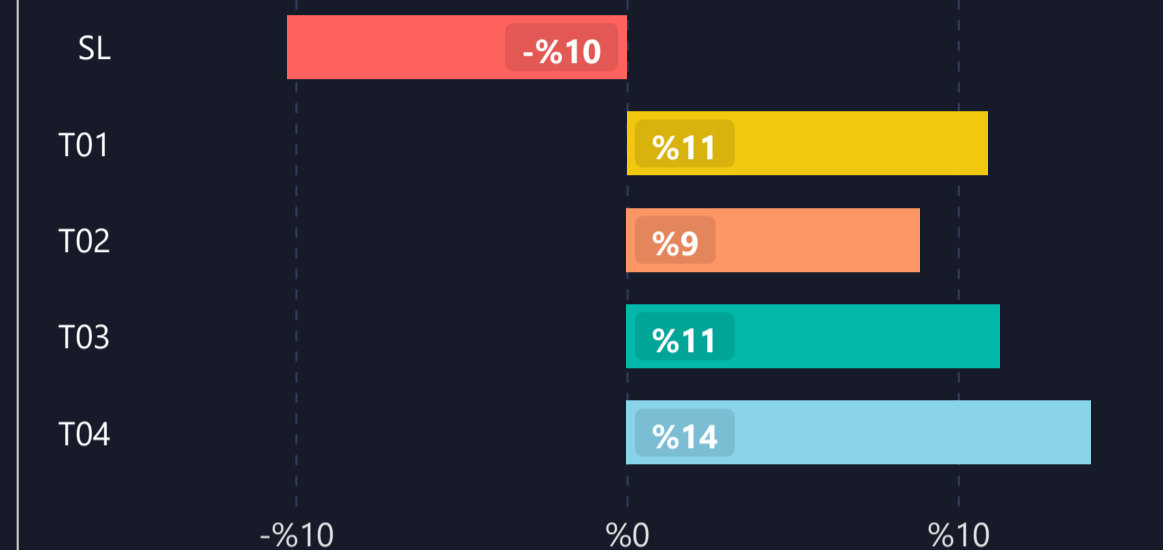


# DETAILED STATS OF TARGETS (T1, T2, T3 etc.)

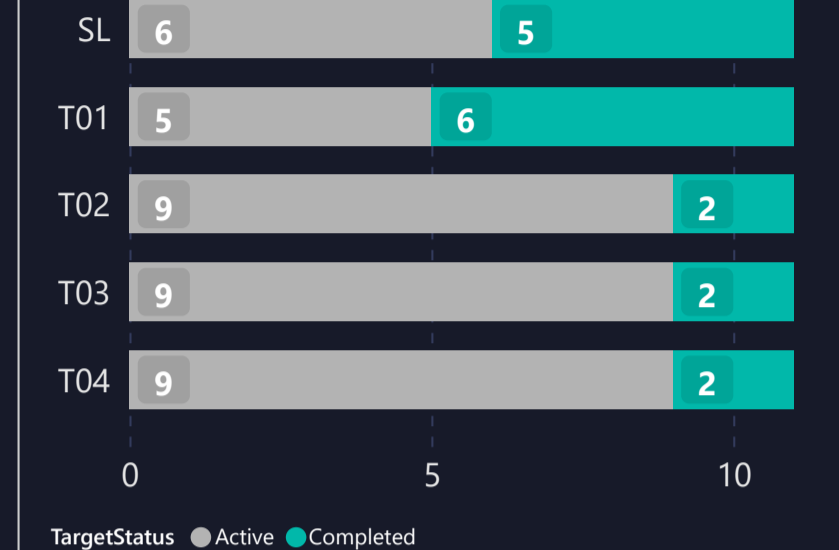
### AVERAGE DAYS TO HIT TARGETS



### AVERAGE PROFIT PER TARGET



### INDIVIDUAL TARGETS STATUS



# TARGET DURATION vs PROFIT/LOSS SCATTER CHART

Targets ● SL ● T01 ● T02 ● T03 ● T04

