

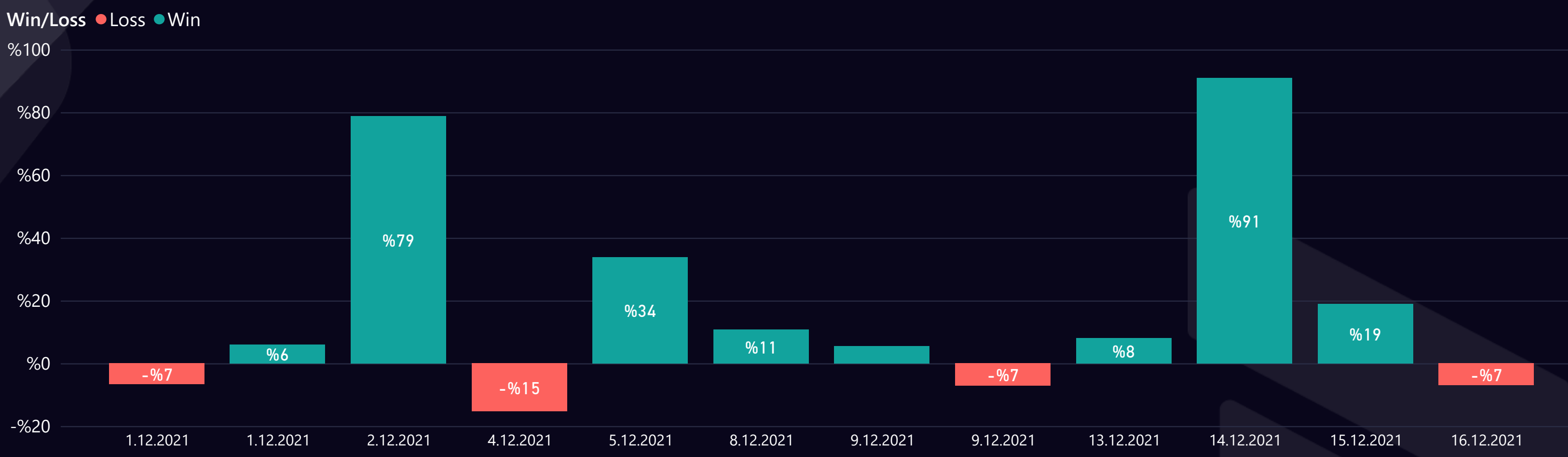


2021 DECEMBER MY BINANCE REPORT

TOTAL PROFIT
%217

Success Rate %66.6	ROI %13,0	Completed Trades 12 # of Signals %217 Total Profit	Win Trades 8 # of Trades %253 Win Profit	Loss Trades 4 # of Trades -%36 Loss Rate
----------------------------------	----------------------------	---	---	---

WIN & LOSS CHART



TOP WIN & LOSS ORDERS

Date	Pair	Order Profit	Tot. Dur. (days)	Order Target
14.12.2021	VOXEL/USDT	%91,0	11,1	T01
2.12.2021	WTC/BTC	%78,8	11,8	T02
5.12.2021	GO/BTC	%33,8	14,9	T02
15.12.2021	GALA/USDT	%18,9	3,2	T02
8.12.2021	XTZ/USDT	%10,7	0,2	T01

Date	Pair	Order Loss	Tot. Dur. (days)
4.12.2021	FIL/USDT	-%15,3	6,5
9.12.2021	CTSI/USDT	-%7,1	1,1
16.12.2021	AVAX/USDT	-%6,9	0,5
1.12.2021	AVA/USDT	-%6,6	1,2

JOIN OUR VIP SERVICES

Account Management

No time to trade ?

Use our API auto trading extra package

Money stays on your account

Trailing stop loss and take profit included

[JOIN NOW](#)

NEW

KuCoin VIP

Daily Signals

1 month - Silver Membership

6 months - Gold Membership

12 months - Platinum Membership

Join the ParadiseFamilyVIP

[Contact Us](#)

Binance VIP

Daily Signals

1 month - Silver Membership

6 months - Gold Membership

12 months - Platinum Membership

Join the ParadiseFamilyVIP

[Contact Us](#)

Exclusive BTCÐ Trading VIP

Daily Signals

1 month - Silver Membership

6 months - Gold Membership

12 months - Platinum Membership

Join the ParadiseFamilyVIP

[Contact Us](#)

Follow Us

www.mycryptoparadise.com



[/MyCryptoParadise](#)



[@_MCP_Signals](#)



[/mycryptoparadise](#)



[/mycryptoparadise](#)



[@MCP_Binance](#)
[@MCP_bitmex](#)



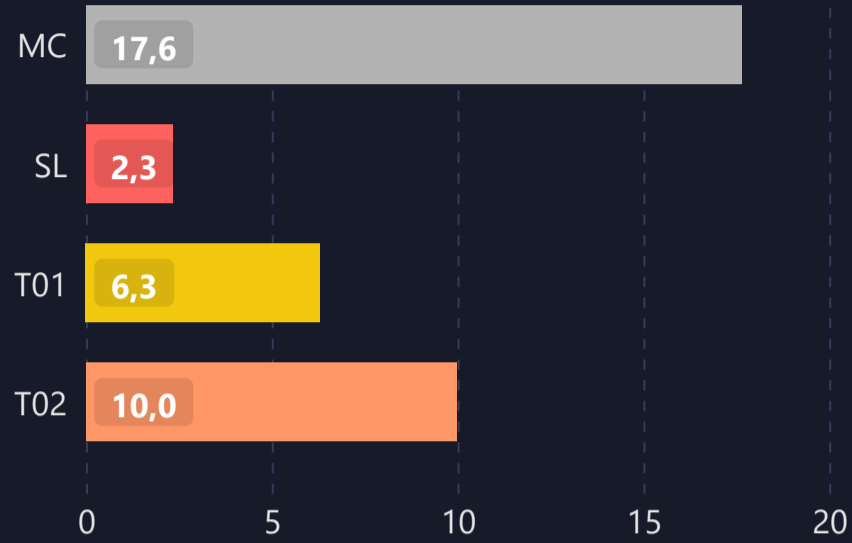
LIST OF ALL TRADES

Signal Date	Pair	Direction	Type	Buy Rate	Target 1	Target 2	Target 3	Target 4	Man. Close	Stop Loss	P&L	Dur. (days)
29.10.2021	RAY/USDT	Long	Spot	10.3150	13.6200	16.1600	17.6900	21.0000	10.9320	9.0000	%6,0 ▲	32,5
21.11.2021	GO/BTC	Long	Spot	0.00000065	0.00000080	0.00000087	0.00000129	0.00000149		0.00000055	%33,8 ▲	14,9
21.11.2021	WTC/BTC	Long	Spot	0.00001700	0.00002345	0.00003040	0.00003840	0.00004620		0.00001291	%78,8 ▲	11,8
27.11.2021	FIL/USDT	Long	Spot	57.0000	81.9500	96.6600	105.1000	117.7700		48.2600	-%15,3 ▼	6,5
29.11.2021	AVA/USDT	Long	Spot	2.5700	2.7600	2.8800	2.9500	2.9900		2.4000	-%6,6 ▼	1,2
3.12.2021	VOXEL/USDT	Long	Spot	0.5340	1.0200						%91,0 ▲	11,1
6.12.2021	AXS/USDT	Long	Spot	101.5000	129.0000	141.0000	159.0000	169.0000	107.1800	74.7700	%5,6 ▲	2,8
8.12.2021	XTZ/USDT	Long	Spot	5.3100	5.8800	6.2000	6.4000	6.5740		4.9400	%10,7 ▲	0,2
8.12.2021	CTSI/USDT	Long	Spot	0.7850	0.8590	0.9085	0.9490	0.9690		0.7295	-%7,1 ▼	1,1
12.12.2021	GALA/USDT	Short	Spot	0.6050	0.5161	0.4904	0.3000	0.2515		0.7000	%18,9 ▲	3,2
13.12.2021	BNB/USDT	Short	Spot	549.5000	527.1000	506.1000	488.2000	461.0000		574.0000	%8,2 ▲	0,2
15.12.2021	AVAX/USDT	Short	Spot	98.6950	87.7000	79.1000	75.1000	71.1000		102.0980	-%6,9 ▼	0,5

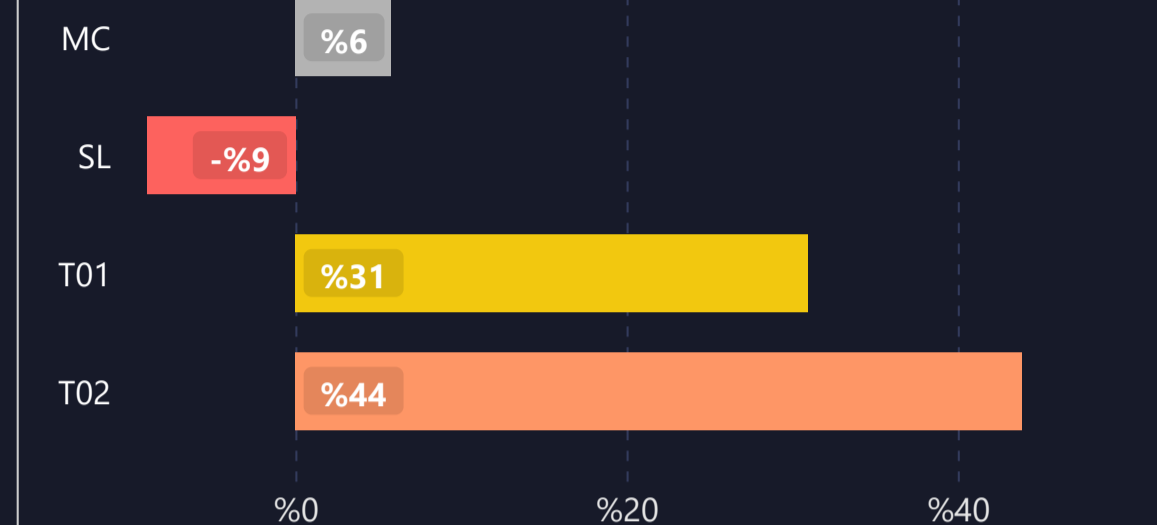


DETAILED STATS OF TARGETS (T1, T2, T3 etc.)

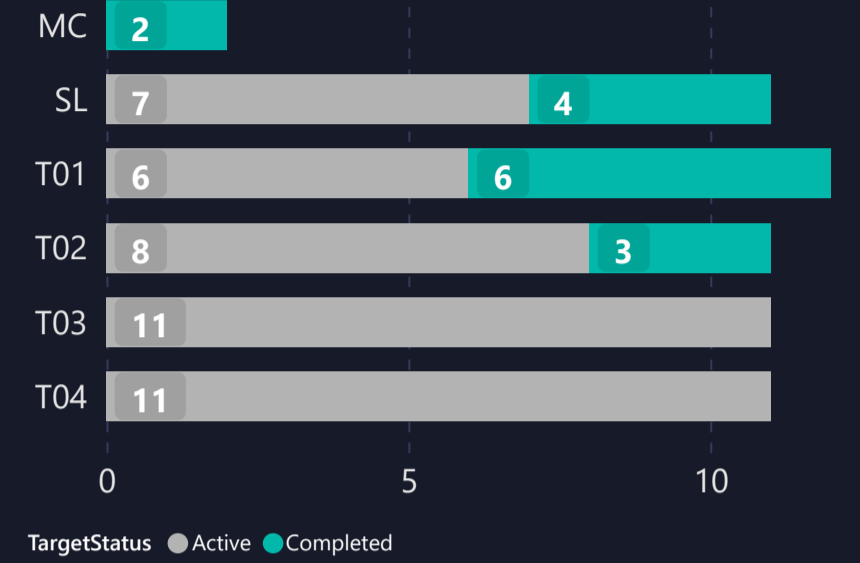
AVERAGE DAYS TO HIT TARGETS



AVERAGE PROFIT PER TARGET



INDIVIDUAL TARGETS STATUS



TARGET DURATION vs PROFIT/LOSS SCATTER CHART

Targets ● MC ● SL ● T01 ● T02

