

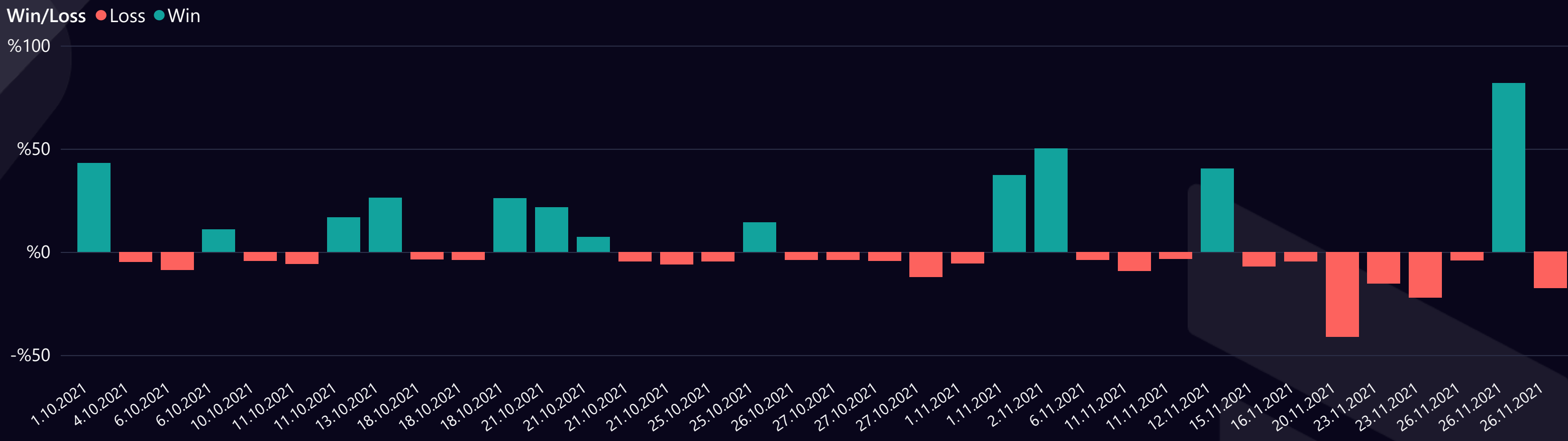


## 2021 OCTOBER-NOVEMBER MY KUCOIN REPORT

TOTAL PROFIT  
**%172**

|  |                                |  |   |  |
|--|--------------------------------|--|---|--|
| <b>Success Rate</b><br><p><b>%35.1</b></p> | <b>ROI</b><br><p><b>%9</b></p> | <b>Completed Trades</b><br><p>37 # of Signals    %172 Total Profit</p> | <b>Win Trades</b><br><p>13 # of Trades    %375 Win Profit</p> | <b>Loss Trades</b><br><p>24 # of Trades    -%203 Loss Rate</p> |
|--|--------------------------------|--|---|--|

### WIN & LOSS CHART



### TOP WIN & LOSS ORDERS

| Date       | Pair       | Order Profit | Tot. Dur. (days) | Order Target |
|------------|------------|--------------|------------------|--------------|
| 26.11.2021 | STORJ/USDT | %81,7        | 0,1              | T03          |
| 2.11.2021  | KSM/USD    | %50,0        | 4,6              | T02          |
| 12.11.2021 | ALGO/USD   | %40,4        | 0,3              | T02          |
| 1.11.2021  | OCEAN/USD  | %37,2        | 5,3              | T03          |
| 13.10.2021 | DOT/USD    | %26,2        | 1,5              | T03          |

| Date       | Pair     | Order Loss | Tot. Dur. (days) |
|------------|----------|------------|------------------|
| 20.11.2021 | LINK/USD | -%41,1     | 4,4              |
| 23.11.2021 | ENJ/USD  | -%22,0     | 2,0              |
| 26.11.2021 | BTC/USD  | -%17,6     | 9,9              |
| 23.11.2021 | SAND/USD | -%15,1     | 1,9              |
| 27.10.2021 | DASH/USD | -%12,1     | 0,6              |

# JOIN OUR VIP SERVICES

**KuCoin VIP**  
Daily Signals

1 month - Silver Membership  
6 months - Gold Membership  
12 months - Platinum Membership

Join the ParadiseFamilyVIP

[Contact Us](#)

**Binance VIP**  
Daily Signals

1 month - Silver Membership  
6 months - Gold Membership  
12 months - Platinum Membership

Join the ParadiseFamilyVIP

[Contact Us](#)

**Exclusive BTC&ETH Trading VIP**  
Daily Signals

1 month - Silver Membership  
6 months - Gold Membership  
12 months - Platinum Membership

Join the ParadiseFamilyVIP

[Contact Us](#)

**Account Management**  
No time to trade ?

Use our API auto trading extra package

Money stays on your account

Trailing stop loss and take profit included

[JOIN NOW](#)

**Okex VIP**  
Daily Signals

1 month - Silver Membership  
6 months - Gold Membership  
12 months - Platinum Membership

Join the ParadiseFamilyVIP

[Contact Us](#)



[www.mycryptoparadise.com](http://www.mycryptoparadise.com)



/MyCryptoParadise



@\_MCP\_Signals



/mycryptoparadise



/mycryptoparadise



@MCP\_Binance  
@MCP\_bitmex



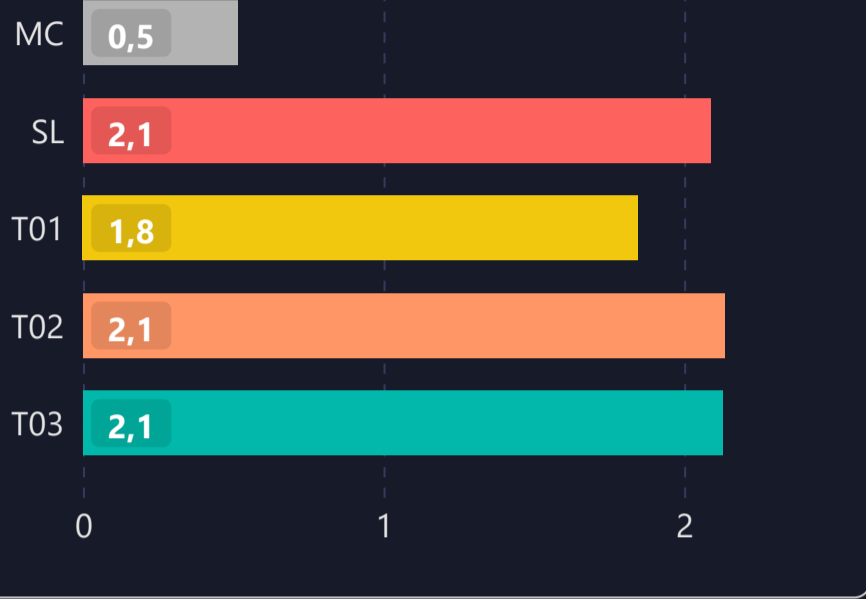
# LIST OF ALL TRADES

| Signal Date | Pair       | Direction | Type   | Buy Rate   | Target 1   | Target 2   | Target 3   | Target 4 | Man. Close | Stop Loss  | P&L      | Dur. (days) |
|-------------|------------|-----------|--------|------------|------------|------------|------------|----------|------------|------------|----------|-------------|
| 1.10.2021   | SOL/USDT   | Long      | Kraken | 139.3500   | 145.0000   | 150.1000   | 155.2500   |          |            | 136.6700   | %22,8 ▲  | 0,3         |
| 1.10.2021   | XLM/USDT   | Long      | Kraken | 0.2765     | 0.2843     | 0.2900     | 0.2952     |          |            | 0.2723     | %20,3 ▲  | 0,3         |
| 4.10.2021   | ATOM/USDT  | Long      | Kraken | 37.2000    | 42.3400    | 44.3200    | 46.5000    |          |            | 36.3000    | -%4,8 ▼  | 0,2         |
| 4.10.2021   | SRM/USDT   | Long      | Kraken | 8.3400     | 8.9300     | 9.5500     | 10.1900    |          |            | 7.9800     | -%8,6 ▼  | 1,8         |
| 6.10.2021   | KNC/USDT   | Long      | Kraken | 1.6135     | 1.7860     | 1.8793     | 1.9740     |          | 1.7010     | 1.5700     | %10,8 ▲  | 0,5         |
| 6.10.2021   | 1INCH/USD  | Long      | Kraken | 3.0095     | 3.2600     | 3.5000     | 3.7500     |          |            | 2.8800     | %16,6 ▲  | 5,1         |
| 7.10.2021   | KSM/USD    | Long      | Kraken | 349.9500   | 363.8500   | 378.3200   | 392.4400   |          |            | 342.5000   | -%4,3 ▼  | 2,6         |
| 10.10.2021  | KSM/USD    | Long      | Kraken | 346.5500   | 366.2000   | 395.1900   | 419.1500   |          |            | 336.7400   | -%5,7 ▼  | 0,7         |
| 12.10.2021  | DOT/USD    | Long      | Kraken | 33.1500    | 36.0500    | 38.9300    | 41.8300    |          |            | 32.0200    | %26,2 ▲  | 1,5         |
| 12.10.2021  | ANKR/USDT  | Long      | Kraken | 0.0845     | 0.0912     | 0.0988     | 0.1065     |          |            | 0.0815     | %26,0 ▲  | 6,3         |
| 16.10.2021  | SOL/USD    | Long      | Kraken | 159.1500   | 165.5000   | 171.2700   | 177.0900   |          |            | 156.3900   | -%3,5 ▼  | 1,9         |
| 16.10.2021  | YFI/USD    | Long      | Kraken | 35375.0000 | 36927.0000 | 38460.0000 | 39983.0000 |          |            | 34700.0000 | -%3,8 ▼  | 1,6         |
| 19.10.2021  | AAVE/USD   | Long      | Kraken | 298.0000   | 319.5000   | 341.8000   | 364.4000   |          |            | 286.0000   | %7,2 ▲   | 1,9         |
| 20.10.2021  | SOL/USD    | Long      | Kraken | 157.1500   | 168.2700   | 179.5500   | 190.9500   |          |            | 152.2000   | %21,5 ▲  | 1,0         |
| 21.10.2021  | EOS/USD    | Long      | Kraken | 4.8030     | 5.0160     | 5.2200     | 5.4230     |          |            | 4.6600     | -%6,0 ▼  | 0,3         |
| 21.10.2021  | ADA/USD    | Long      | Kraken | 2.2195     | 2.3055     | 2.3912     | 2.4767     |          |            | 2.1686     | -%4,6 ▼  | 0,3         |
| 22.10.2021  | ETC/USD    | Long      | Kraken | 55.4500    | 57.9100    | 59.9800    | 62.0800    |          |            | 54.6000    | -%4,6 ▼  | 2,8         |
| 24.10.2021  | MATIC/USD  | Long      | Kraken | 1.5275     | 1.7034     | 1.8821     | 2.0602     |          | 1.6366     | 1.4282     | %14,3 ▲  | 0,6         |
| 25.10.2021  | XRP/USD    | Short     | Kraken | 1.1005     | 1.0595     | 1.0200     | 0.9845     |          |            | 1.1140     | -%3,7 ▼  | 0,7         |
| 26.10.2021  | SC/USD     | Short     | Kraken | 1.0187     | 0.0192     | 0.0196     | 0.0201     |          |            | 1.0317     | -%3,8 ▼  | 0,1         |
| 27.10.2021  | DASH/USD   | Long      | Kraken | 198.8500   | 214.3700   | 232.7200   | 251.1400   |          |            | 186.8000   | -%12,1 ▼ | 0,6         |
| 27.10.2021  | SC/USD     | Short     | Kraken | 1.0186     | 0.0192     | 0.0196     | 0.0201     |          |            | 1.0334     | -%4,4 ▼  | 0,5         |
| 27.10.2021  | OCEAN/USD  | Long      | Kraken | 0.8343     | 0.9266     | 1.0350     | 1.1450     |          |            | 0.7412     | %37,2 ▲  | 5,3         |
| 28.10.2021  | KSM/USD    | Long      | Kraken | 361.9500   | 394.6900   | 422.3100   | 449.8500   |          |            | 353.5100   | %50,0 ▲  | 4,6         |
| 29.10.2021  | ATOM/USD   | Long      | Kraken | 40.3500    | 41.3600    | 42.6000    | 43.8500    |          |            | 39.6000    | -%5,6 ▼  | 2,6         |
| 4.11.2021   | ICX/USD    | Long      | Kraken | 2.1703     | 2.8200     | 3.1095     | 3.3785     |          |            | 2.0880     | -%3,8 ▼  | 2,1         |
| 6.11.2021   | BAL/USD    | Long      | Kraken | 25.9500    | 28.9200    | 31.7200    | 34.5700    |          |            | 25.0800    | -%3,4 ▼  | 4,5         |
| 6.11.2021   | BAND/USD   | Long      | Kraken | 9.1475     | 11.3600    | 14.4500    | 17.7000    |          |            | 8.7300     | -%9,1 ▼  | 4,4         |
| 11.11.2021  | ALGO/USD   | Long      | Kraken | 1.9820     | 2.1153     | 2.2487     | 2.3818     |          |            | 1.9118     | %40,4 ▲  | 0,3         |
| 13.11.2021  | ANKR/USD   | Long      | Kraken | 0.1280     | 0.1356     | 0.1435     | 0.1511     |          |            | 0.1235     | -%7,0 ▼  | 1,7         |
| 15.11.2021  | SC/USD     | Long      | Kraken | 0.0199     | 0.0231     | 0.0214     | 0.0222     |          |            | 0.0196     | -%4,5 ▼  | 0,9         |
| 16.11.2021  | LINK/USD   | Long      | Kraken | 30.1250    | 43.0000    | 49.5000    | 56.7500    |          |            | 26.0000    | -%41,1 ▼ | 4,4         |
| 16.11.2021  | BTC/USD    | Long      | Kraken | 60275.0000 | 70950.0000 | 81540.0000 | 92250.0000 |          |            | 54985.0000 | -%17,6 ▼ | 9,9         |
| 21.11.2021  | ENJ/USD    | Long      | Kraken | 3.4830     | 3.8030     | 4.0600     | 4.4720     |          |            | 3.2280     | -%22,0 ▼ | 2,0         |
| 21.11.2021  | SAND/USD   | Long      | Kraken | 4.0608     | 4.5070     | 4.8684     | 5.4348     |          |            | 3.8560     | -%15,1 ▼ | 1,9         |
| 24.11.2021  | REN/USDT   | Long      | Kraken | 0.8995     | 0.9554     | 1.0063     | 1.0716     |          |            | 0.8873     | -%4,1 ▼  | 1,5         |
| 26.11.2021  | STORJ/USDT | Long      | Kraken | 2.1410     | 2.3190     | 2.4817     | 2.7243     |          |            | 2.0160     | %81,7 ▲  | 0,1         |

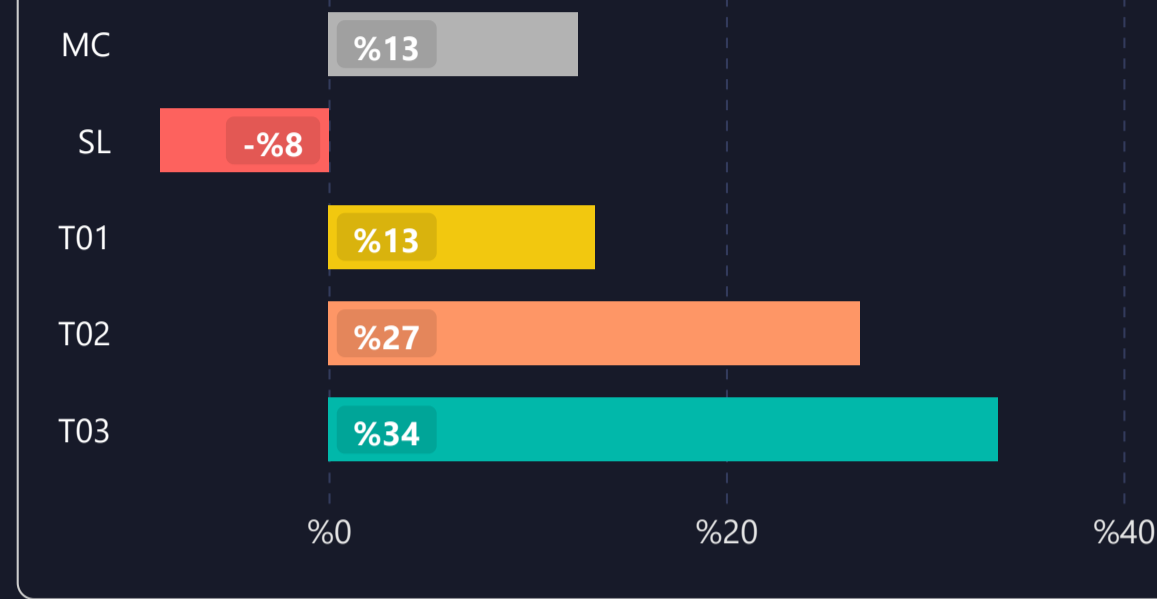


# DETAILED STATS OF TARGETS (T1, T2, T3 etc.)

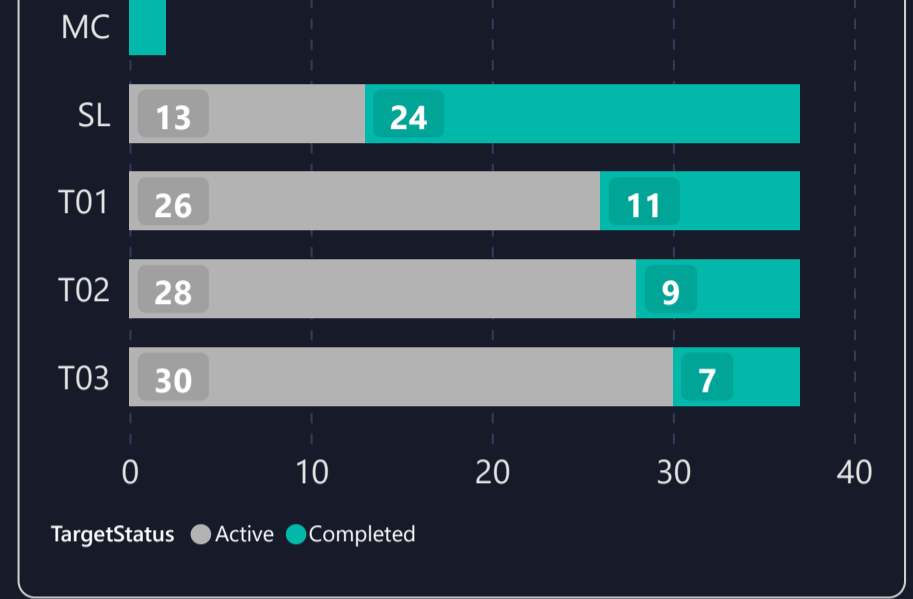
### AVERAGE DAYS TO HIT TARGETS



### AVERAGE PROFIT PER TARGET



### INDIVIDUAL TARGETS STATUS



# TARGET DURATION vs PROFIT/LOSS SCATTER CHART

Targets ● MC ● SL ● T01 ● T02 ● T03

