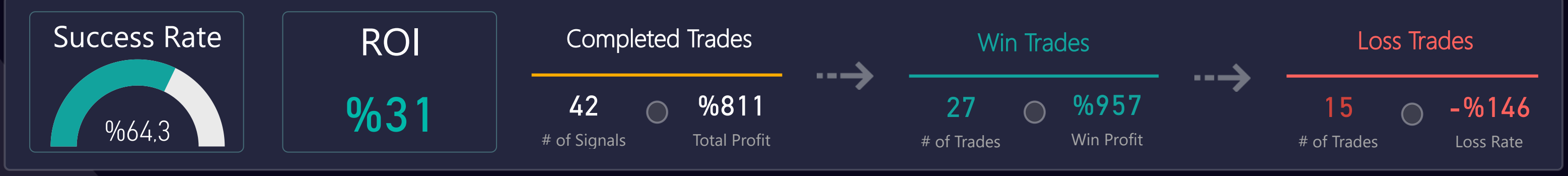


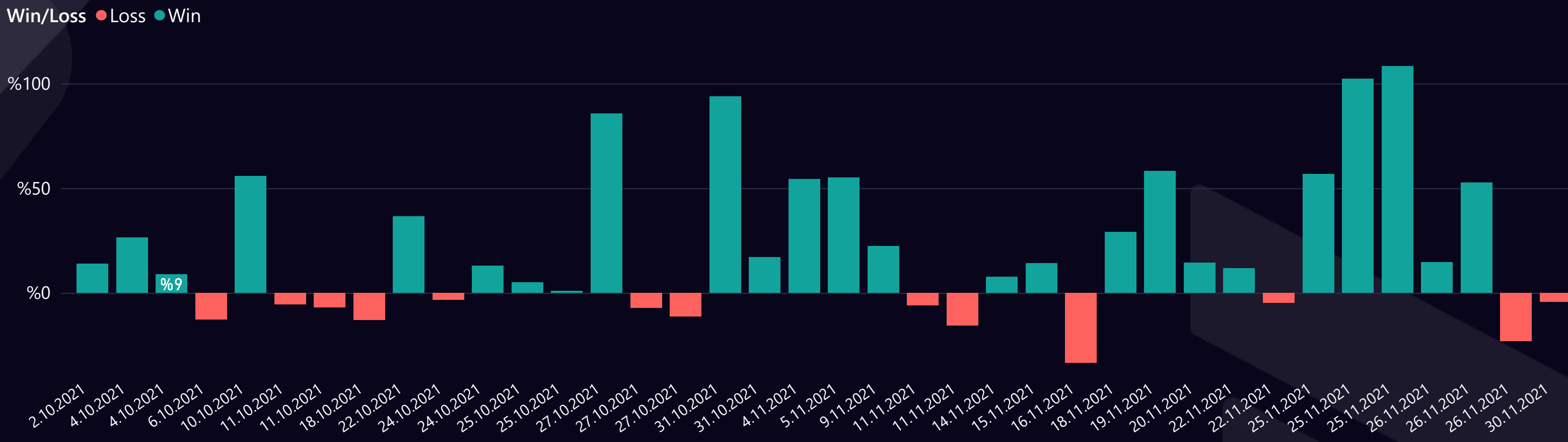


2021 OCTOBER-NOVEMBER MY BINANCE REPORT

TOTAL PROFIT
%811



WIN & LOSS CHART



TOP WIN & LOSS ORDERS

Date	Pair	Order Profit	Tot. Dur. (days)	Order Target
25.11.2021	AION/BTC	%108,3	9,1	T02
25.11.2021	REQ/BTC	%102,3	4,5	T04
31.10.2021	SAND/USDT	%93,7	2,3	T04
27.10.2021	1INCH/BTC	%85,6	5,4	T04
19.11.2021	ROSE/BTC	%58,2	14,5	T03

Date	Pair	Order Loss	Tot. Dur. (days)
26.11.2021	BTT/USDT	-%23,0	24,3
11.11.2021	ATOM/USDT	-%15,6	10,1
16.11.2021	ADA/USDT	-%14,1	5,5
18.10.2021	SYS/USDT	-%12,9	0,4
6.10.2021	AVAX/USDT	-%12,6	4,9

JOIN OUR VIP SERVICES

KuCoin VIP
Daily Signals

- 1 month - Silver Membership
- 6 months - Gold Membership
- 12 months - Platinum Membership

Join the ParadiseFamilyVIP

[Contact Us](#)

Binance VIP
Daily Signals

- 1 month - Silver Membership
- 6 months - Gold Membership
- 12 months - Platinum Membership

Join the ParadiseFamilyVIP

[Contact Us](#)

Exclusive BTCÐ Trading VIP
Daily Signals

- 1 month - Silver Membership
- 6 months - Gold Membership
- 12 months - Platinum Membership

Join the ParadiseFamilyVIP

[Contact Us](#)

Account Management
No time to trade ?

- Use our API auto trading extra package
- Money stays on your account
- Trailing stop loss and take profit included

[JOIN NOW](#)

Okex VIP
Daily Signals

- 1 month - Silver Membership
- 6 months - Gold Membership
- 12 months - Platinum Membership

Join the ParadiseFamilyVIP

[Contact Us](#)



www.mycryptoparadise.com



/MyCryptoParadise



@_MCP_Signals



/mycryptoparadise



/mycryptoparadise



@MCP_Binance
@MCP_bitmex



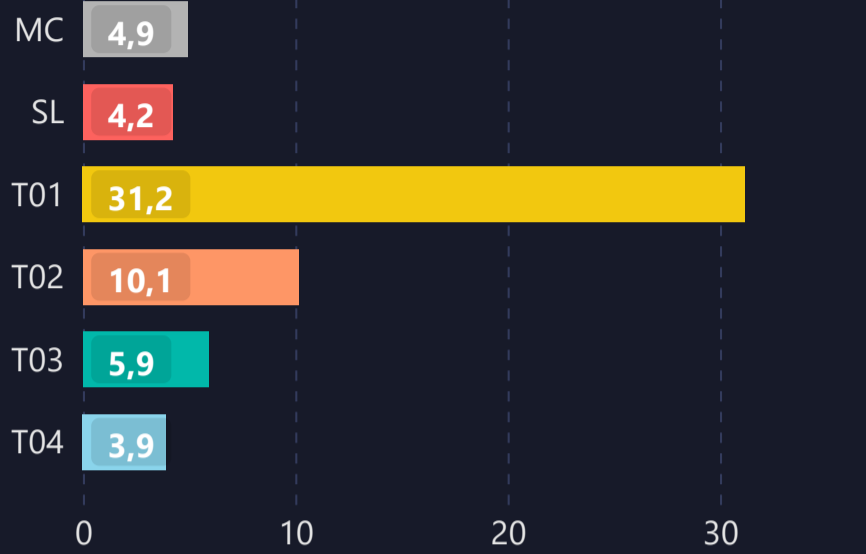
LIST OF ALL TRADES

Signal Date	Pair	Direction	Type	Buy Rate	Target 1	Target 2	Target 3	Target 4	Man. Close	Stop Loss	P&L	Dur. (days)
16.04.2021	BNB/USDT	Long	Port. Div.	511.7000	605.2000						%18,3 ▲	203,2
18.04.2021	BNB/USDT	Long	Port. Div.	469.4000	605.2000						%28,9 ▲	201,5
13.05.2021	BNB/USDT	Long	Port. Div.	561.1000	605.2000						%7,9 ▲	176,6
23.09.2021	SOL/USDT	Long	Spot	148.5000	169.0000	183.0000	190.0000	194.9000		135.9600	%13,8 ▲	9,1
23.09.2021	SLP/USDT	Long	Spot	0.0810	0.1069	0.1249	0.1472	0.1619		0.0679	%54,2 ▲	41,9
25.09.2021	BTC/USDT	Long	Port. Div.	42938.0000	54883.0000					39700.0000	%55,6 ▲	15,7
30.09.2021	ALGO/USDT	Long	Spot	1.6030	1.7280	1.8390	1.9800	2.0250		1.4990	%26,3 ▲	3,4
1.10.2021	AVAX/USDT	Long	Spot	68.5000	77.4000	88.6900	96.9900	101.0000		59.9000	-%12,6 ▼	4,9
4.10.2021	LUNA/USDT	Long	Spot	42.2000	45.9000	51.9000	55.9000	59.0000		39.3500	%8,8 ▲	0,3
9.10.2021	AVAX/BTC	Long	Spot	0.00011050	0.00013980	0.00015251	0.00016000	0.00016966		0.00010443	-%5,5 ▼	1,2
10.10.2021	DYDX/USDT	Short	Spot	23.5000	19.7650	18.4780	17.9890	17.1000		25.1000	-%6,8 ▼	0,9
14.10.2021	SOL/USDT	Long	Spot	154.5000	183.0000	211.0000	244.0000	266.0000		136.9700	%36,6 ▲	8,1
15.10.2021	BCH/USDT	Long	Spot	612.5000	777.0000	956.0000	1054.0000	1159.0000	617.6000	525.0000	%0,8 ▲	10,3
18.10.2021	SYS/USDT	Long	Spot	0.4915	0.6490	0.7487	0.8900	0.9996		0.4283	-%12,9 ▼	0,4
18.10.2021	DOGE/USDT	Long	Spot	0.2565	0.2915	0.3155	0.3480	0.4299		0.2278	-%11,2 ▼	8,9
20.10.2021	OCEAN/BTC	Long	Spot	0.00001300	0.00001648	0.00001790	0.00001949	0.00002299	0.00001469	0.00001100	%13,0 ▲	3,7
22.10.2021	1INCH/BTC	Long	Spot	0.00006650	0.00008377	0.00009666	0.00010850	0.00012340		0.00005685	%85,6 ▲	5,4
24.10.2021	MATIC/USDT	Long	Spot	1.6225	1.8000	1.8490	1.7800	1.8990		1.5690	-%3,3 ▼	0,0
24.10.2021	AUDIO/BTC	Long	Spot	0.00003598	0.00004160	0.00004499	0.00004818	0.00005169	0.00003777	0.00003198	%5,0 ▲	0,7
27.10.2021	ALGO/USDT	Long	Spot	1.9021	2.2000	2.3500	2.4500	2.5400		1.7666	-%7,1 ▼	0,4
28.10.2021	SHIB/BTC	Short	Spot	0.00007820	0.00006488	0.00004711	0.00003498	0.00002581		0.00008935	%17,0 ▲	2,4
28.10.2021	SAND/USDT	Long	Spot	0.8730	1.1900	1.3990	1.5333	1.6910		0.7382	%93,7 ▲	2,3
28.10.2021	GRT/USDT	Long	Spot	0.9650	1.1800	1.3500	1.4500	1.5906		0.8403	%22,3 ▲	11,8
31.10.2021	ATOM/USDT	Long	Spot	36.5000	46.9000	55.9000	61.8000	69.0000		30.7900	-%15,6 ▼	10,1
2.11.2021	BTT/USDT	Long	Spot	0.0040	0.0052	0.0062	0.0071	0.0078		0.0031	-%23,0 ▼	24,3
4.11.2021	ROSE/BTC	Long	Spot	0.00000328	0.00000429	0.00000494	0.00000519	0.00000549		0.00000282	%58,2 ▲	14,5
5.11.2021	LAZIO/USDT	Long	Launchpad	8.0000	10.3300						%29,1 ▲	12,9
6.11.2021	CRV/USDT	Long	Spot	3.9550	6.1980	7.4690	8.6660	9.3400		2.5980	%56,7 ▲	18,9
8.11.2021	NEAR/USDT	Long	Spot	10.7000	11.5010	12.8690	13.1260	13.2900		9.5900	%7,5 ▲	5,9
9.11.2021	ALICE/USDT	Long	Spot	15.3000	18.6900	21.3200	23.5700	26.6600		14.3800	-%6,0 ▼	1,3
11.11.2021	DENT/USDT	Long	Spot	0.0062	0.0068	0.0071	0.0114	0.0127		0.0056	%14,1 ▲	4,6
11.11.2021	ADA/USDT	Long	Spot	2.0850	2.6960	2.7900	2.9990	3.2900		1.7900	-%14,1 ▼	5,5
12.11.2021	ATOM/USDT	Long	Spot	32.0500	34.3800	37.8700	40.3900	42.2900		29.3700	-%8,4 ▼	3,6
15.11.2021	AION/USDT	Long	Spot	0.1870	0.2120	0.2269	0.2420	0.2666		0.1669	-%10,7 ▼	0,9
16.11.2021	AION/BTC	Long	Spot	0.00000277	0.00000387	0.00000577	0.00000699	0.00000899		0.00000214	%108,3 ▲	9,1
20.11.2021	ENJ/USDT	Long	Futures	3.6400	3.9000	4.4000	4.9000	5.5900		3.3000	%14,3 ▲	0,3
21.11.2021	REQ/BTC	Long	Spot	0.00000354	0.00000420	0.00000508	0.00000615	0.00000715		0.00000304	%102,3 ▲	4,5
22.11.2021	ATOM/BTC	Long	Spot	0.00052750	0.00058900	0.00067800	0.00074700	0.00084500		0.00047410	%11,7 ▲	0,7
22.11.2021	SOL/USDT	Long	Spot	224.5000	257.0000	280.0000	290.0000	296.0000		214.1000	-%4,6 ▼	0,2
24.11.2021	MATIC/USDT	Long	Spot	1.6850	1.9300	2.1900	2.4900	2.8400		1.5080	%14,5 ▲	1,5
25.11.2021	ENS/USDT	Long	Spot	48.5000	73.9600	84.9000	99.9800	115.7200		37.7900	%52,5 ▲	1,2
29.11.2021	MANA/USDT	Long	Spot	4.9850	5.6900	5.7900	5.9000	5.9600		4.7700	-%4,3 ▼	0,6

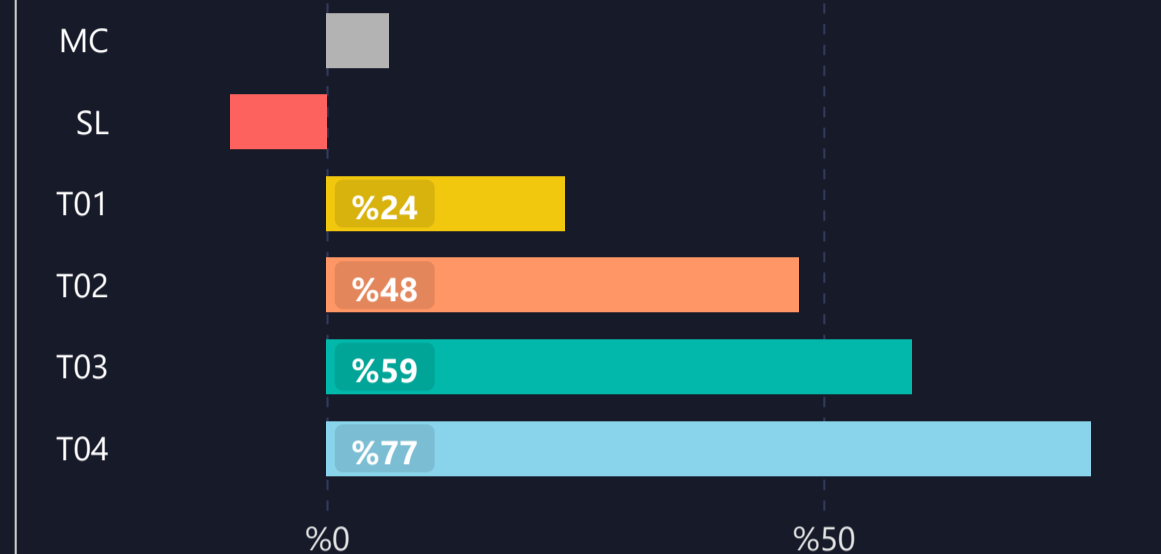


DETAILED STATS OF TARGETS (T1, T2, T3 etc.)

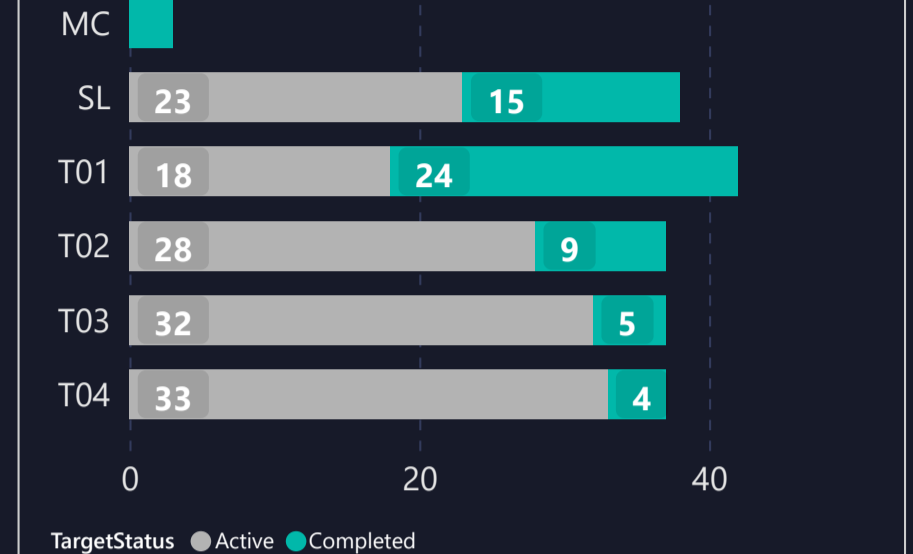
AVERAGE DAYS TO HIT TARGETS



AVERAGE PROFIT PER TARGET



INDIVIDUAL TARGETS STATUS



TARGET DURATION vs PROFIT/LOSS SCATTER CHART

Targets ● MC ● SL ● T01 ● T02 ● T03 ● T04

