

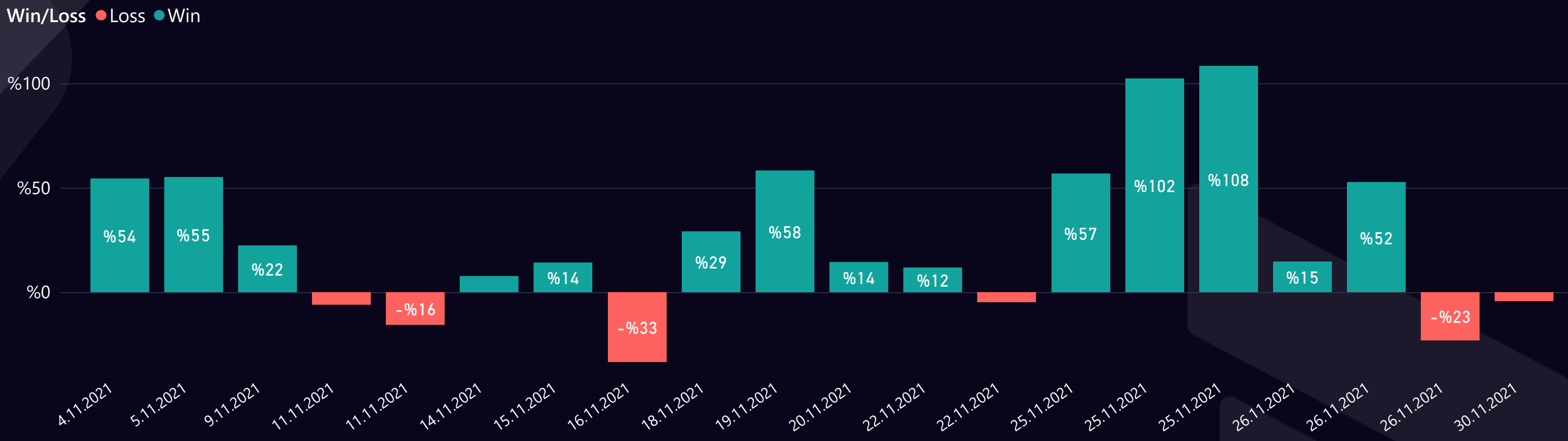


## 2021 NOVEMBER MY BINANCE REPORT

TOTAL PROFIT  
**%514**

<b>Success Rate</b>  %66.7	<b>ROI</b> <b>%21</b>	<b>Completed Trades</b> 24 # of Signals    %514 Total Profit	<b>Win Trades</b> 16 # of Trades    %601 Win Profit	<b>Loss Trades</b> 8 # of Trades    -%87 Loss Rate
----------------------------------	--------------------------	---	--	---

### WIN & LOSS CHART



### TOP WIN & LOSS ORDERS

Date	Pair	Order Profit	Tot. Dur. (days)	Order Target
25.11.2021	AION/BTC	%108,3	9,1	T02
25.11.2021	REQ/BTC	%102,3	4,5	T04
19.11.2021	ROSE/BTC	%58,2	14,5	T03
25.11.2021	CRV/USDT	%56,7	18,9	T01
4.11.2021	SLP/USDT	%54,2	41,9	T02

Date	Pair	Order Loss	Tot. Dur. (days)
26.11.2021	BTT/USDT	-%23,0	24,3
11.11.2021	ATOM/USDT	-%15,6	10,1
16.11.2021	ADA/USDT	-%14,1	5,5
16.11.2021	AION/USDT	-%10,7	0,9
16.11.2021	ATOM/USDT	-%8,4	3,6

# JOIN OUR VIP SERVICES

**KuCoin VIP**  
Daily Signals

1 month - Silver Membership  
6 months - Gold Membership  
12 months - Platinum Membership

Join the ParadiseFamilyVIP

[Contact Us](#)

**Binance VIP**  
Daily Signals

1 month - Silver Membership  
6 months - Gold Membership  
12 months - Platinum Membership

Join the ParadiseFamilyVIP

[Contact Us](#)

**Exclusive BTC&ETH Trading VIP**  
Daily Signals

1 month - Silver Membership  
6 months - Gold Membership  
12 months - Platinum Membership

Join the ParadiseFamilyVIP

[Contact Us](#)

**Account Management**  
No time to trade ?

Use our API auto trading extra package

Money stays on your account

Trailing stop loss and take profit included

[JOIN NOW](#)

**Okex VIP**  
Daily Signals

1 month - Silver Membership  
6 months - Gold Membership  
12 months - Platinum Membership

Join the ParadiseFamilyVIP

[Contact Us](#)



[www.mycryptoparadise.com](http://www.mycryptoparadise.com)



/MyCryptoParadise



@\_MCP\_Signals



/mycryptoparadise



/mycryptoparadise



@MCP\_Binance  
@MCP\_bitmex



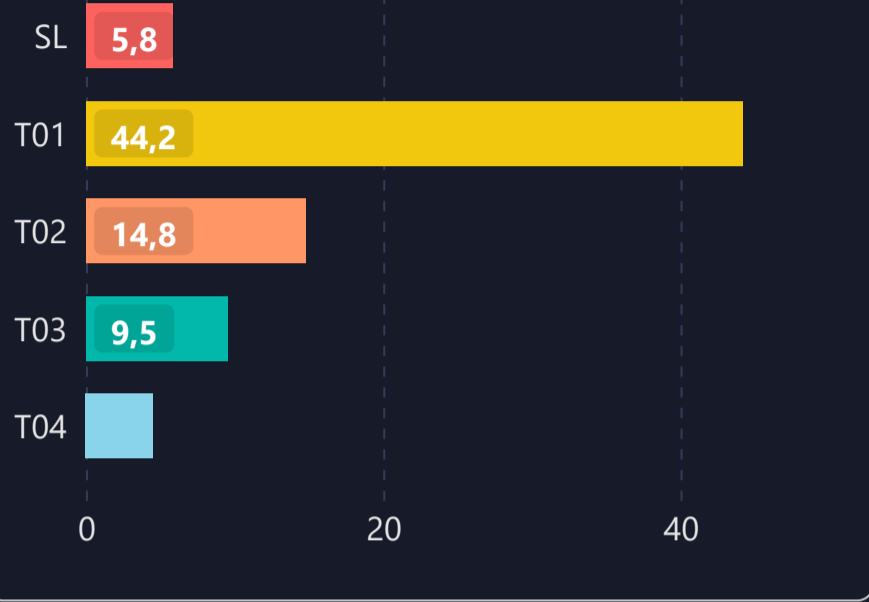
# LIST OF ALL TRADES

Signal Date	Pair	Direction	Type	Buy Rate	Target 1	Target 2	Target 3	Target 4	Man. Close	Stop Loss	P&L	Dur. (days)
16.04.2021	BNB/USDT	Long	Port. Div.	511.7000	605.2000						%18,3 ▲	203,2
18.04.2021	BNB/USDT	Long	Port. Div.	469.4000	605.2000						%28,9 ▲	201,5
13.05.2021	BNB/USDT	Long	Port. Div.	561.1000	605.2000						%7,9 ▲	176,6
23.09.2021	SLP/USDT	Long	Spot	0.0810	0.1069	0.1249	0.1472	0.1619		0.0679	%54,2 ▲	41,9
28.10.2021	GRT/USDT	Long	Spot	0.9650	1.1800	1.3500	1.4500	1.5906		0.8403	%22,3 ▲	11,8
31.10.2021	ATOM/USDT	Long	Spot	36.5000	46.9000	55.9000	61.8000	69.0000		30.7900	-%15,6 ▼	10,1
2.11.2021	BTT/USDT	Long	Spot	0.0040	0.0052	0.0062	0.0071	0.0078		0.0031	-%23,0 ▼	24,3
4.11.2021	ROSE/BTC	Long	Spot	0.00000328	0.00000429	0.00000494	0.00000519	0.00000549		0.00000282	%58,2 ▲	14,5
5.11.2021	LAZIO/USDT	Long	Launchpad	8.0000	10.3300						%29,1 ▲	12,9
6.11.2021	CRV/USDT	Long	Spot	3.9550	6.1980	7.4690	8.6660	9.3400		2.5980	%56,7 ▲	18,9
8.11.2021	NEAR/USDT	Long	Spot	10.7000	11.5010	12.8690	13.1260	13.2900		9.5900	%7,5 ▲	5,9
9.11.2021	ALICE/USDT	Long	Spot	15.3000	18.6900	21.3200	23.5700	26.6600		14.3800	-%6,0 ▼	1,3
11.11.2021	DENT/USDT	Long	Spot	0.0062	0.0068	0.0071	0.0114	0.0127		0.0056	%14,1 ▲	4,6
11.11.2021	ADA/USDT	Long	Spot	2.0850	2.6960	2.7900	2.9990	3.2900		1.7900	-%14,1 ▼	5,5
12.11.2021	ATOM/USDT	Long	Spot	32.0500	34.3800	37.8700	40.3900	42.2900		29.3700	-%8,4 ▼	3,6
15.11.2021	AION/USDT	Long	Spot	0.1870	0.2120	0.2269	0.2420	0.2666		0.1669	-%10,7 ▼	0,9
16.11.2021	AION/BTC	Long	Spot	0.00000277	0.00000387	0.00000577	0.00000699	0.00000899		0.00000214	%108,3 ▲	9,1
20.11.2021	ENJ/USDT	Long	Futures	3.6400	3.9000	4.4000	4.9000	5.5900		3.3000	%14,3 ▲	0,3
21.11.2021	REQ/BTC	Long	Spot	0.00000354	0.00000420	0.00000508	0.00000615	0.00000715		0.00000304	%102,3 ▲	4,5
22.11.2021	ATOM/BTC	Long	Spot	0.00052750	0.00058900	0.00067800	0.00074700	0.00084500		0.00047410	%11,7 ▲	0,7
22.11.2021	SOL/USDT	Long	Spot	224.5000	257.0000	280.0000	290.0000	296.0000		214.1000	-%4,6 ▼	0,2
24.11.2021	MATIC/USDT	Long	Spot	1.6850	1.9300	2.1900	2.4900	2.8400		1.5080	%14,5 ▲	1,5
25.11.2021	ENS/USDT	Long	Spot	48.5000	73.9600	84.9000	99.9800	115.7200		37.7900	%52,5 ▲	1,2
29.11.2021	MANA/USDT	Long	Spot	4.9850	5.6900	5.7900	5.9000	5.9600		4.7700	-%4,3 ▼	0,6

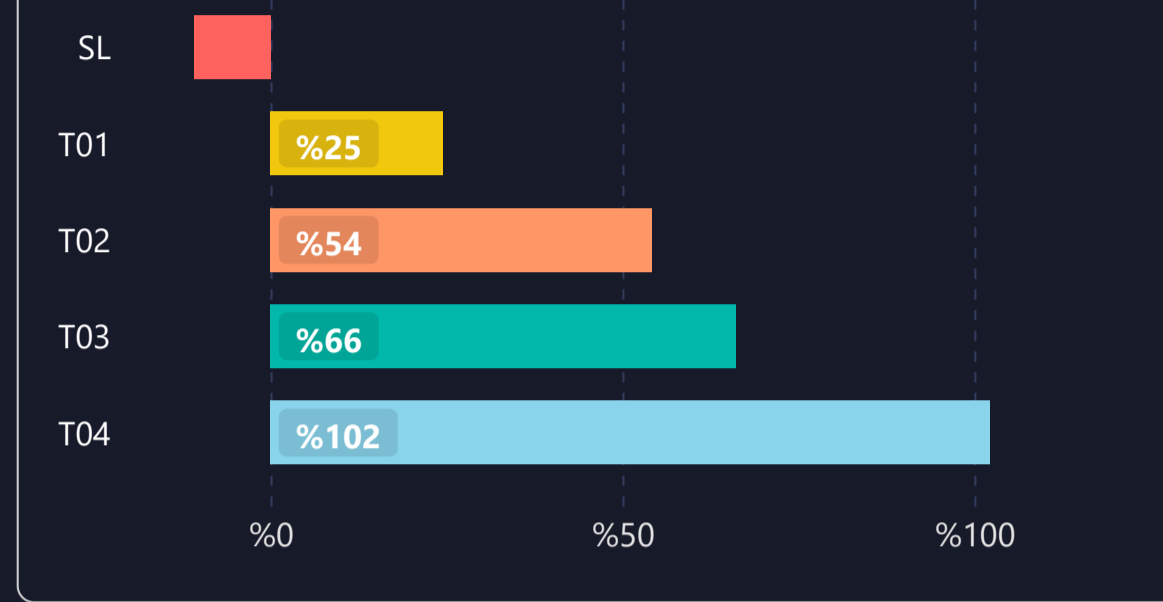


# DETAILED STATS OF TARGETS (T1, T2, T3 etc.)

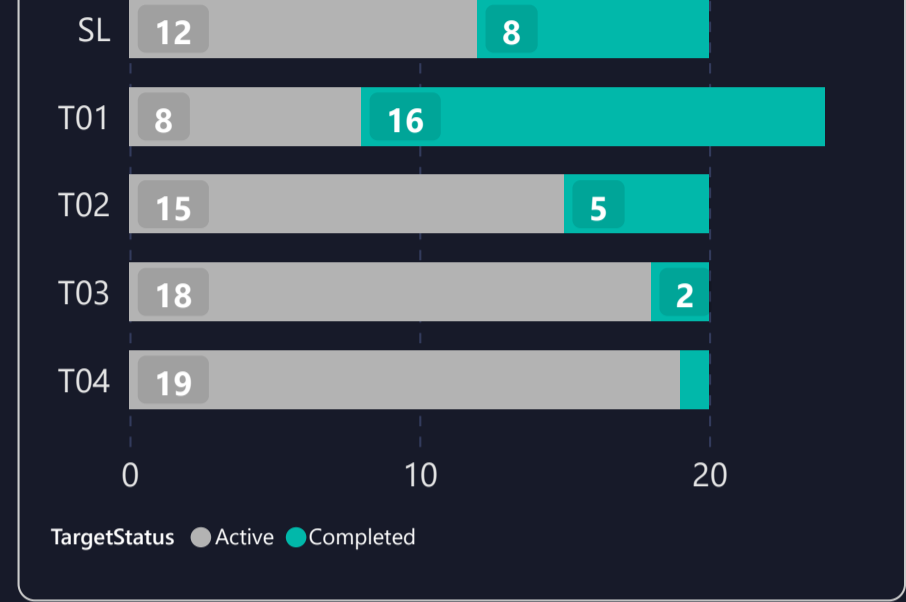
### AVERAGE DAYS TO HIT TARGETS



### AVERAGE PROFIT PER TARGET



### INDIVIDUAL TARGETS STATUS



# TARGET DURATION vs PROFIT/LOSS SCATTER CHART

Targets ● SL ● T01 ● T02 ● T03 ● T04

