

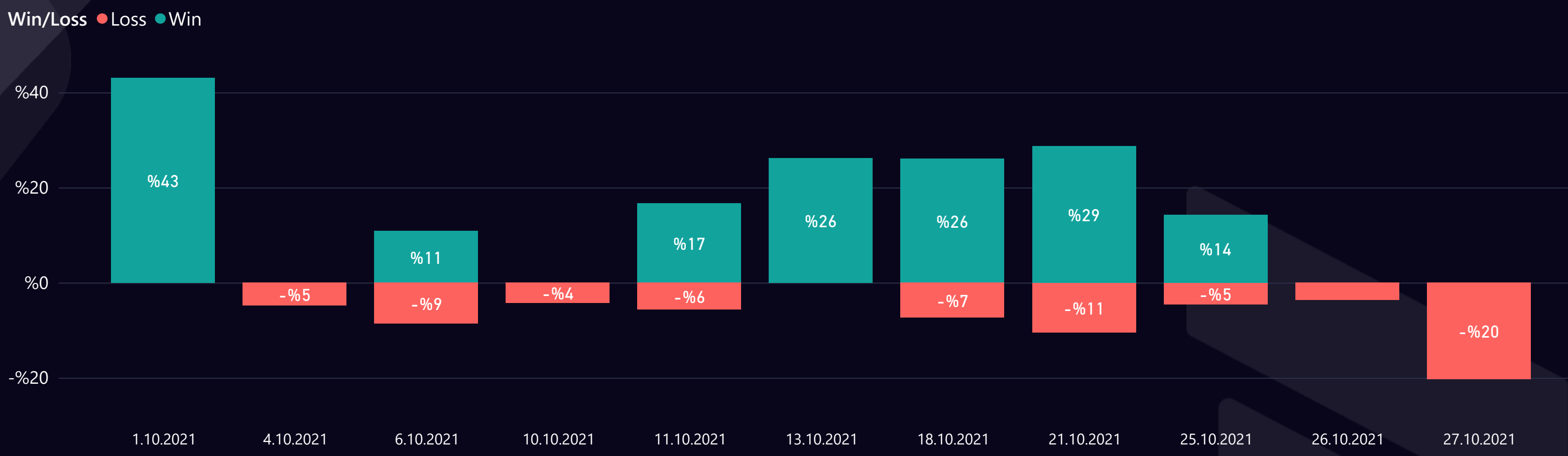


2021 OCTOBER MY KRAKEN REPORT

TOTAL PROFIT
%96

Success Rate <p>%40.9</p>	ROI <p>%9</p>	Completed Trades <p>22 # of Signals %96 Total Profit</p>	Win Trades <p>9 # of Trades %166 Win Profit</p>	Loss Trades <p>13 # of Trades -%70 Loss Rate</p>
--	--------------------------------	--	---	--

WIN & LOSS CHART



TOP WIN & LOSS ORDERS

Date	Pair	Order Profit	Tot. Dur. (days)	Order Target
13.10.2021	DOT/USD	%26,2	1,5	T03
18.10.2021	ANKR/USDT	%26,0	6,3	T03
1.10.2021	SOL/USDT	%22,8	0,3	T03
21.10.2021	SOL/USD	%21,5	1,0	T03
1.10.2021	XLM/USDT	%20,3	0,3	T03

Date	Pair	Order Loss	Tot. Dur. (days)
27.10.2021	DASH/USD	-%12,1	0,6
6.10.2021	SRM/USDT	-%8,6	1,8
21.10.2021	EOS/USD	-%6,0	0,3
11.10.2021	KSM/USD	-%5,7	0,7
4.10.2021	ATOM/USDT	-%4,8	0,2

JOIN OUR VIP SERVICES

Exclusive BTCÐ Trading VIP
Daily Signals

- 1 month - Silver Membership
- 6 months - Gold Membership
- 12 months - Platinum Membership

Join the ParadiseFamilyVIP

[Contact Us](#)

Account Management
No time to trade ?

Use our API auto trading extra package

Money stays on your account

Trailing stop loss and take profit included

[JOIN NOW](#)

Binance VIP
Daily Signals

- 1 month - Silver Membership
- 6 months - Gold Membership
- 12 months - Platinum Membership

Join the ParadiseFamilyVIP

[Contact Us](#)

Kraken VIP
Daily Signals

- 1 month - Silver Membership
- 6 months - Gold Membership
- 12 months - Platinum Membership

Join the ParadiseFamilyVIP

[Contact Us](#)

FTX Exchange VIP
Daily Signals

- 1 month - Silver Membership
- 6 months - Gold Membership
- 12 months - Platinum Membership

Join the ParadiseFamilyVIP

[Contact Us](#)



www.mycryptoparadise.com



/MyCryptoParadise



@_MCP_Signals



/mycryptoparadise



/mycryptoparadise



@MCP_Binance
@MCP_bitmex



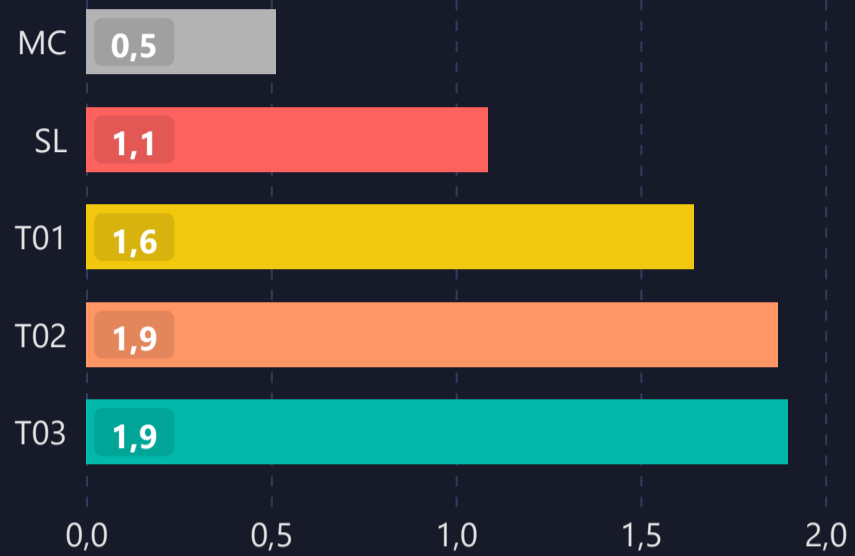
LIST OF ALL TRADES

Signal Date	Pair	Direction	Type	Buy Rate	Target 1	Target 2	Target 3	Target 4	Man. Close	Stop Loss	P&L	Dur. (days)
1.10.2021	SOL/USDT	Long	Kraken	139.3500	145.0000	150.1000	155.2500			136.6700	%22,8 ▲	0,3
1.10.2021	XLM/USDT	Long	Kraken	0.2765	0.2843	0.2900	0.2952			0.2723	%20,3 ▲	0,3
4.10.2021	ATOM/USDT	Long	Kraken	37.2000	42.3400	44.3200	46.5000			36.3000	-%4,8 ▼	0,2
4.10.2021	SRM/USDT	Long	Kraken	8.3400	8.9300	9.5500	10.1900			7.9800	-%8,6 ▼	1,8
6.10.2021	1INCH/USD	Long	Kraken	3.0095	3.2600	3.5000	3.7500			2.8800	%16,6 ▲	5,1
6.10.2021	KNC/USDT	Long	Kraken	1.6135	1.7860	1.8793	1.9740		1.7010	1.5700	%10,8 ▲	0,5
7.10.2021	KSM/USD	Long	Kraken	349.9500	363.8500	378.3200	392.4400			342.5000	-%4,3 ▼	2,6
10.10.2021	KSM/USD	Long	Kraken	346.5500	366.2000	395.1900	419.1500			336.7400	-%5,7 ▼	0,7
12.10.2021	ANKR/USDT	Long	Kraken	0.0845	0.0912	0.0988	0.1065			0.0815	%26,0 ▲	6,3
12.10.2021	DOT/USD	Long	Kraken	33.1500	36.0500	38.9300	41.8300			32.0200	%26,2 ▲	1,5
16.10.2021	SOL/USD	Long	Kraken	159.1500	165.5000	171.2700	177.0900			156.3900	-%3,5 ▼	1,9
16.10.2021	YFI/USD	Long	Kraken	35375.0000	36927.0000	38460.0000	39983.0000			34700.0000	-%3,8 ▼	1,6
19.10.2021	AAVE/USD	Long	Kraken	298.0000	319.5000	341.8000	364.4000			286.0000	%7,2 ▲	1,9
20.10.2021	SOL/USD	Long	Kraken	157.1500	168.2700	179.5500	190.9500			152.2000	%21,5 ▲	1,0
21.10.2021	ADA/USD	Long	Kraken	2.2195	2.3055	2.3912	2.4767			2.1686	-%4,6 ▼	0,3
21.10.2021	EOS/USD	Long	Kraken	4.8030	5.0160	5.2200	5.4230			4.6600	-%6,0 ▼	0,3
22.10.2021	ETC/USD	Long	Kraken	55.4500	57.9100	59.9800	62.0800			54.6000	-%4,6 ▼	2,8
24.10.2021	MATIC/USD	Long	Kraken	1.5275	1.7034	1.8821	2.0602		1.6366	1.4282	%14,3 ▲	0,6
25.10.2021	XRP/USD	Short	Kraken	1.1005	1.0595	1.0200	0.9845			1.1140	-%3,7 ▼	0,7
26.10.2021	SC/USD	Short	Kraken	1.0187	0.0192	0.0196	0.0201			1.0317	-%3,8 ▼	0,1
27.10.2021	DASH/USD	Long	Kraken	198.8500	214.3700	232.7200	251.1400			186.8000	-%12,1 ▼	0,6
27.10.2021	SC/USD	Short	Kraken	1.0186	0.0192	0.0196	0.0201			1.0334	-%4,4 ▼	0,5

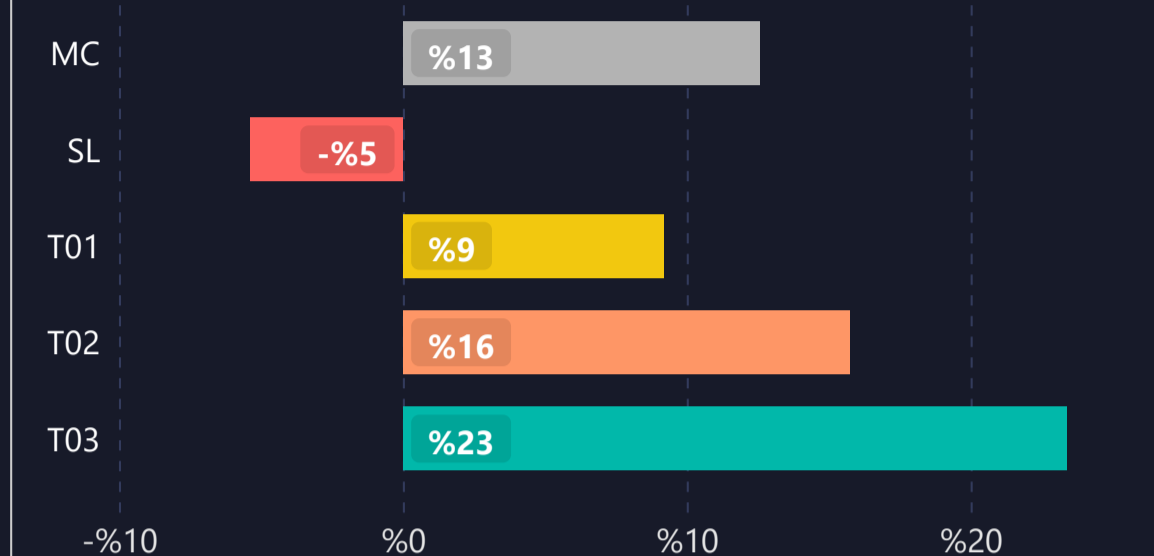


DETAILED STATS OF TARGETS (T1, T2, T3 etc.)

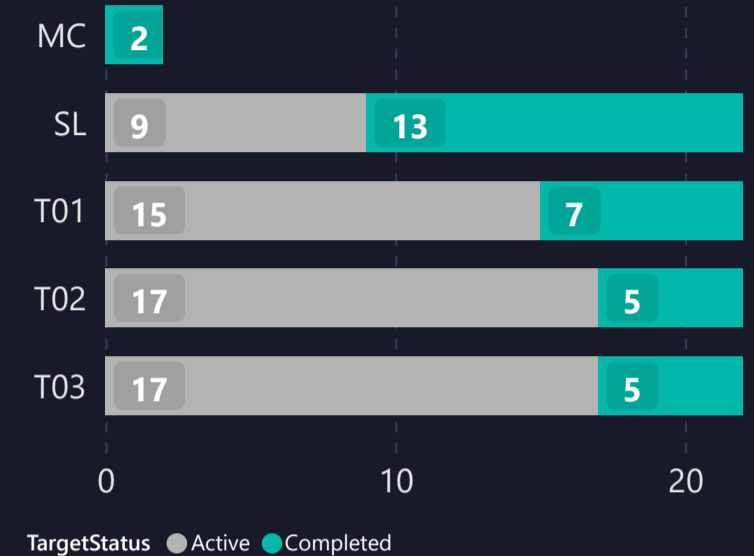
AVERAGE DAYS TO HIT TARGETS



AVERAGE PROFIT PER TARGET



INDIVIDUAL TARGETS STATUS



TARGET DURATION vs PROFIT/LOSS SCATTER CHART

Targets ● MC ● SL ● T01 ● T02 ● T03

