

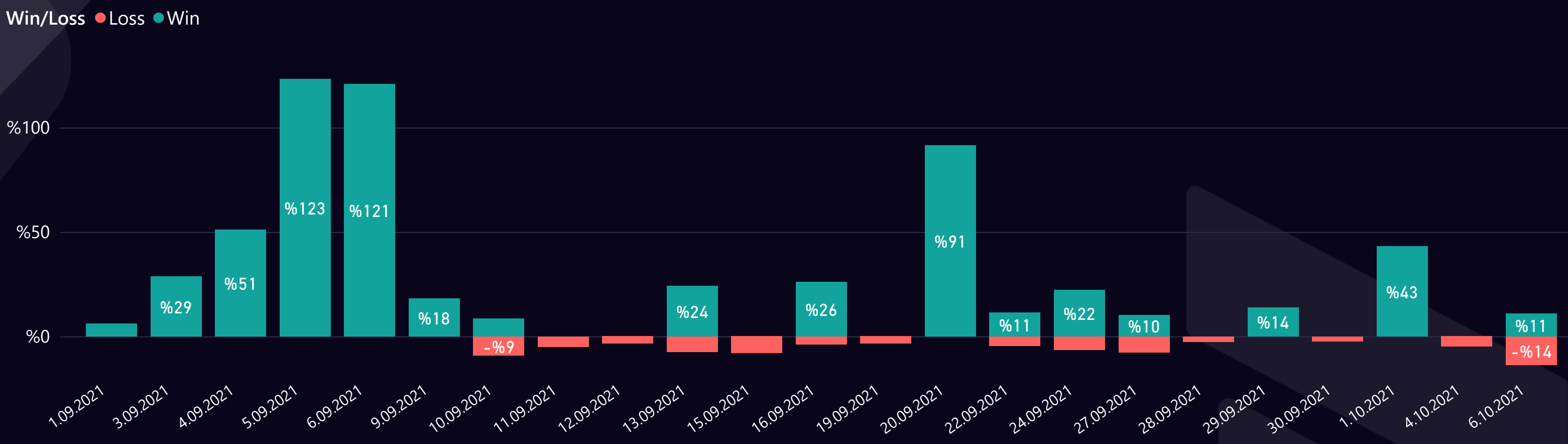


2021 SEPTEMBER MY KRAKEN REPORT

TOTAL PROFIT
%527

Success Rate <p>%54.5</p>	ROI <p>%49</p>	Completed Trades <p>44 # of Signals %527 Total Profit</p>	Win Trades <p>24 # of Trades %610 Win Profit</p>	Loss Trades <p>20 # of Trades -%83 Loss Rate</p>
--	---------------------------------	---	--	--

WIN & LOSS CHART



TOP WIN & LOSS ORDERS

Date	Pair	Order Profit	Tot. Dur. (days)	Order Target
6.09.2021	LINK/USD	%120,9	11,1	T03
5.09.2021	LTC/USD	%102,4	11,5	T03
4.09.2021	FIL/USD	%51,2	8,4	T02
20.09.2021	BCH/USDT	%46,3	3,9	T03
20.09.2021	ETC/USDT	%31,0	3,7	T03

Date	Pair	Order Loss	Tot. Dur. (days)
10.09.2021	OMG/USD	-%9,3	0,8
6.10.2021	SRM/USDT	-%8,6	1,8
13.09.2021	LINK/USD	-%7,5	0,9
27.09.2021	ZEC/USDT	-%5,6	0,0
24.09.2021	EOS/USDT	-%5,6	0,5

JOIN OUR VIP SERVICES

Exclusive BTCÐ Trading VIP
Daily Signals

- 1 month - Silver Membership
- 6 months - Gold Membership
- 12 months - Platinum Membership

Join the ParadiseFamilyVIP

[Contact Us](#)

Account Management
No time to trade ?

- Use our API auto trading extra package
- Money stays on your account
- Trailing stop loss and take profit included

[JOIN NOW](#)

Binance VIP
Daily Signals

- 1 month - Silver Membership
- 6 months - Gold Membership
- 12 months - Platinum Membership

Join the ParadiseFamilyVIP

[Contact Us](#)

Kraken VIP
Daily Signals

- 1 month - Silver Membership
- 6 months - Gold Membership
- 12 months - Platinum Membership

Join the ParadiseFamilyVIP

[Contact Us](#)

FTX Exchange VIP
Daily Signals

- 1 month - Silver Membership
- 6 months - Gold Membership
- 12 months - Platinum Membership

Join the ParadiseFamilyVIP

[Contact Us](#)



www.mycryptoparadise.com



/MyCryptoParadise

@_MCP_Signals

/mycryptoparadise

/mycryptoparadise

@MCP_Binance
@MCP_bitmex



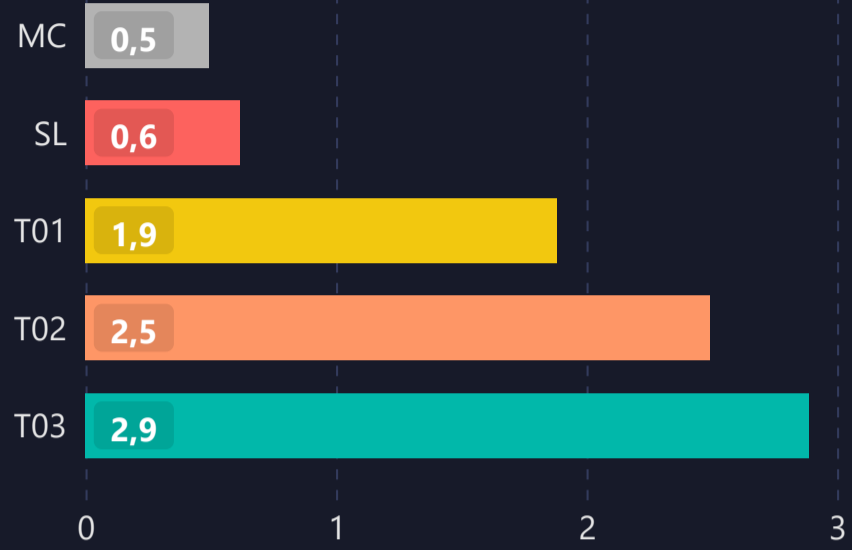
LIST OF ALL TRADES

Signal Date	Pair	Direction	Type	Buy Rate	Target 1	Target 2	Target 3	Target 4	Man. Close	Stop Loss	P&L	Dur. (days)
24.08.2021	ETC/USD	Long	Kraken	62.1000	71.0000	78.3000	87.1900			54.7500	%28,7 ▲	9,9
25.08.2021	LTC/USD	Long	Kraken	171.8500	190.9000	209.3000	230.5000			154.5500	%102,4 ▲	11,5
26.08.2021	LINK/USD	Long	Kraken	25.1250	27.3500	29.4500	35.2500			23.1800	%120,9 ▲	11,1
27.08.2021	FIL/USD	Long	Kraken	71.7500	81.1000	90.1120	95.0000			63.3200	%51,2 ▲	8,4
1.09.2021	XTZ/USD	Long	Kraken	5.2120	5.3182	5.4311	5.2584			5.1069	%6,1 ▲	0,1
2.09.2021	OMG/USD	Long	Kraken	6.6453	6.9475	7.1357	7.3390			6.4900	%20,9 ▲	2,3
8.09.2021	OMG/USD	Long	Kraken	7.7733	7.9843	8.1750	8.3667			7.5766	%15,3 ▲	0,2
9.09.2021	OMG/USD	Long	Kraken	8.8575	9.6442	10.0057	10.3881			8.4457	-%9,3 ▼	0,8
9.09.2021	XMR/USD	Long	Kraken	260.5000	264.2500	267.0600	269.4600			259.2100	%2,9 ▲	0,0
10.09.2021	ETC/USD	Short	Kraken	57.4000	54.4200	52.1400	49.9600			58.9500	%10,4 ▲	2,6
10.09.2021	ETC/USD	Short	Kraken	57.6250	56.4700	54.4200	52.1400		55.1930	58.9500	%8,4 ▲	0,0
10.09.2021	SOL/USD	Short	Kraken	179.8000	168.0000	158.6400	147.7300			188.8400	-%5,0 ▼	0,8
11.09.2021	LTC/USD	Short	Kraken	182.2500	177.6700	173.4400	168.7100			184.3000	-%3,4 ▼	1,0
12.09.2021	LINK/USD	Short	Kraken	28.1000	26.6000	25.7000	24.8400			28.8000	-%7,5 ▼	0,9
12.09.2021	XLM/USD	Short	Kraken	0.3358	0.3125	0.2923	0.2706		0.0000	0.3358	%13,8 ▲	0,7
13.09.2021	CHZ/USD	Short	Kraken	32.7000	30.2200	28.0100	25.1600			34.2000	-%4,6 ▼	2,2
15.09.2021	DASH/USDT	Long	Kraken	206.2500	211.3800	215.9300	221.3300			202.7800	%21,9 ▲	0,2
15.09.2021	ETC/USD	Short	Kraken	58.0500	54.5000	52.1500	49.1500			58.5610	-%1,8 ▼	0,3
15.09.2021	XLM/USD	Short	Kraken	0.3340	0.3125	0.2923	0.2706			0.3368	-%1,7 ▼	0,3
16.09.2021	BCH/USDT	Short	Kraken	634.6000	601.3000	562.5300	536.6500			665.8900	%46,3 ▲	3,9
16.09.2021	ETC/USDT	Short	Kraken	58.1500	54.5000	52.1500	49.1500			60.0300	%31,0 ▲	3,7
16.09.2021	KNC/USDT	Long	Kraken	1.8645	1.9404	2.0274	2.0892		1.9322	1.8089	%4,1 ▲	0,2
16.09.2021	XLM/USDT	Long	Kraken	0.3363	0.3437	0.3522	0.3578			0.3296	-%4,0 ▼	0,3
17.09.2021	XLM/USDT	Short	Kraken	0.3208	0.3089	0.3000	0.2904			0.3264	-%3,5 ▼	1,6
19.09.2021	LTC/USDT	Short	Kraken	180.3500	178.3600	175.0700	171.7900			182.4000	%14,2 ▲	0,5
21.09.2021	ALGO/USDT	Long	Kraken	1.7865	1.8358	1.9077	1.9910			1.7449	-%4,7 ▼	1,0
22.09.2021	ADA/USDT	Long	Kraken	2.2040	2.2944	2.3817	2.5424		0.0000	2.1483	%12,3 ▲	1,2
22.09.2021	BCH/USDT	Long	Kraken	520.1000	527.5600	533.6000	539.9200		0.0000	516.7100	%11,4 ▲	0,2
23.09.2021	ADA/USDT	Long	Kraken	2.2035	2.2761	2.3709	2.5424		0.0000	2.1799	%9,9 ▲	0,5
24.09.2021	EOS/USDT	Long	Kraken	4.3588	4.4249	4.5000	4.5768			4.2781	-%5,6 ▼	0,5
24.09.2021	TRX/USDT	Long	Kraken	0.0911	0.0920	0.0927	0.0936			0.0908	-%0,9 ▼	0,0
27.09.2021	ETC/USDT	Long	Kraken	46.9500	48.0760	48.8010	49.5870			46.6000	-%2,2 ▼	0,2
27.09.2021	XRP/USDT	Long	Kraken	0.9465	0.9553	0.9787	1.0061			0.9317	%10,2 ▲	0,7
27.09.2021	ZEC/USDT	Long	Kraken	109.4500	117.2600	124.8700	132.1500			107.4000	-%5,6 ▼	0,0
28.09.2021	BTC/USDT	Short	Kraken	43147.5000	42600.0000	42263.0000	41892.0000			43372.0000	-%2,6 ▼	0,5
28.09.2021	XRP/USDT	Short	Kraken	0.9405	0.9286	0.9118	0.8970			0.9459	%13,9 ▲	0,4
29.09.2021	XLM/USDT	Long	Kraken	0.2685	0.2762	0.2805	0.2856			0.2664	-%2,4 ▼	0,2
1.10.2021	SOL/USDT	Long	Kraken	139.3500	145.0000	150.1000	155.2500			136.6700	%22,8 ▲	0,3
1.10.2021	XLM/USDT	Long	Kraken	0.2765	0.2843	0.2900	0.2952			0.2723	%20,3 ▲	0,3
4.10.2021	ATOM/USDT	Long	Kraken	37.2000	42.3400	44.3200	46.5000			36.3000	-%4,8 ▼	0,2
4.10.2021	SRM/USDT	Long	Kraken	8.3400	8.9300	9.5500	10.1900			7.9800	-%8,6 ▼	1,8
6.10.2021	AAVE/USDT	Long	Kraken	313.1500	330.0000	347.0000	364.0000			309.6000	-%2,3 ▼	0,0
6.10.2021	KAVA/USDT	Long	Kraken	6.3885	6.7705	7.0358	7.3100			6.3000	-%2,8 ▼	0,1
6.10.2021	KNC/USDT	Long	Kraken	1.6135	1.7860	1.8793	1.9740		1.7010	1.5700	%10,8 ▲	0,5

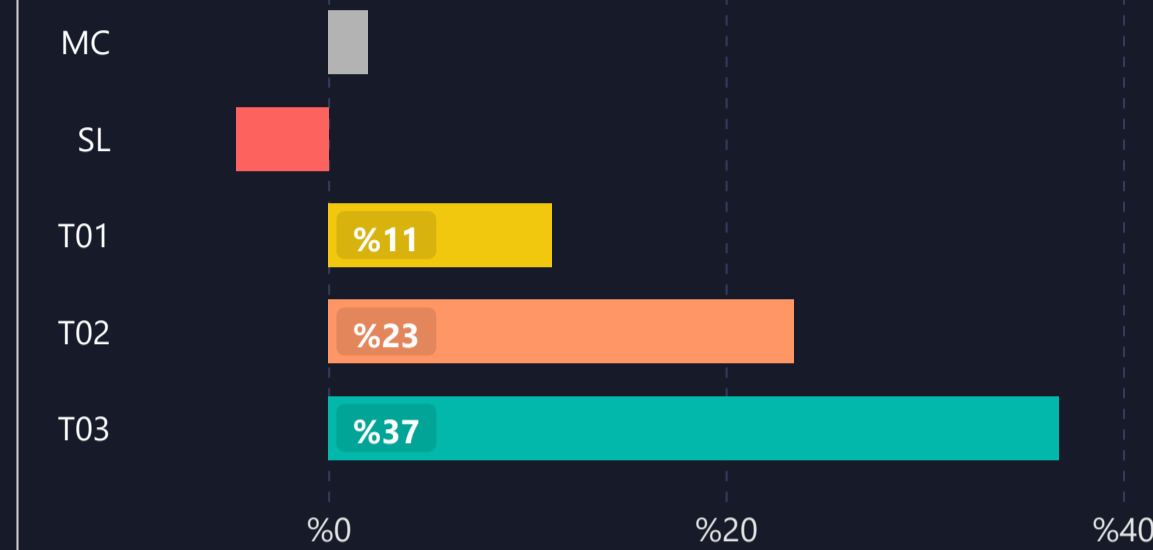


DETAILED STATS OF TARGETS (T1, T2, T3 etc.)

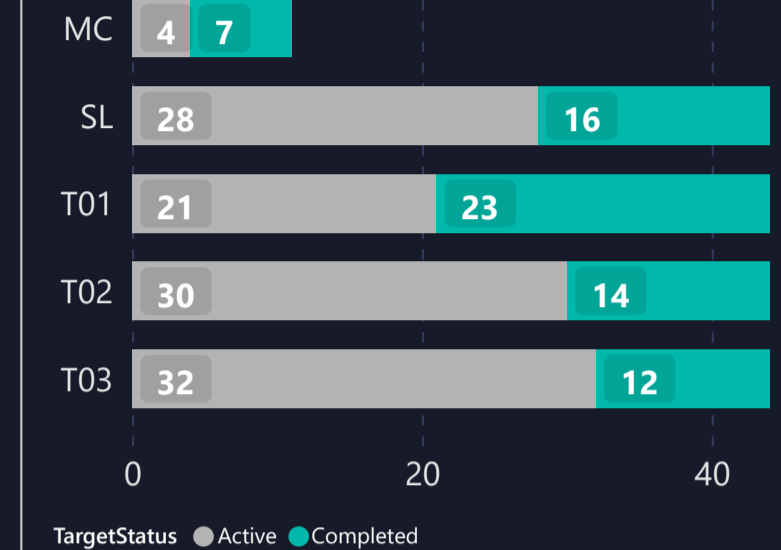
AVERAGE DAYS TO HIT TARGETS



AVERAGE PROFIT PER TARGET



INDIVIDUAL TARGETS STATUS



TARGET DURATION vs PROFIT/LOSS SCATTER CHART

Targets ● MC ● SL ● T01 ● T02 ● T03

