

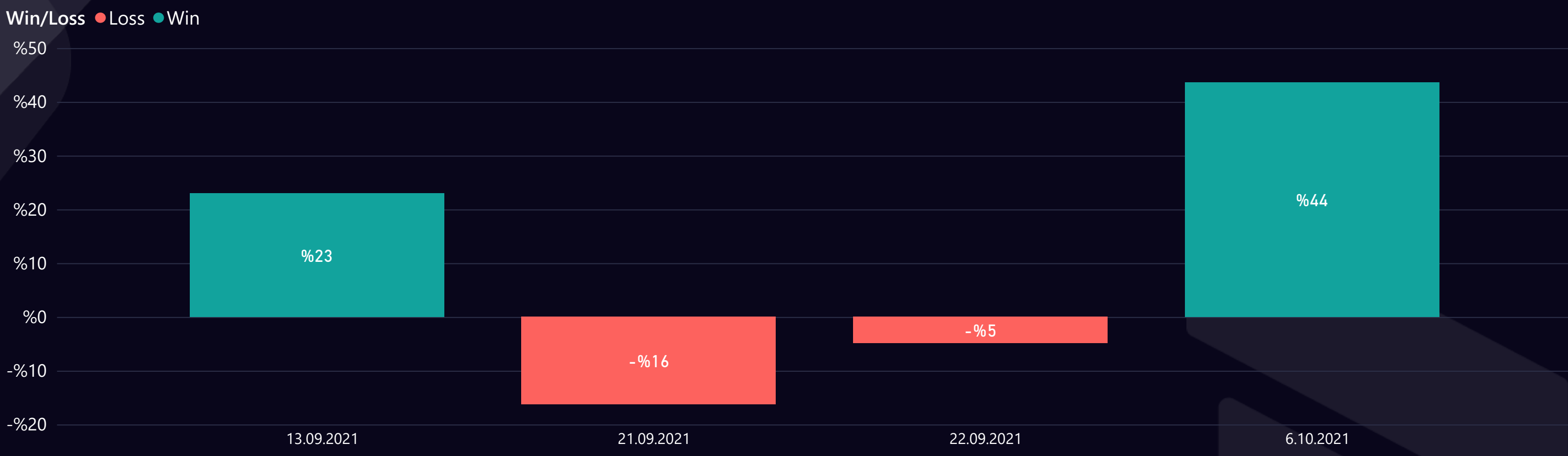


2021 SEPTEMBER MY BTCÐ REPORT

TOTAL PROFIT
%46

Success Rate <p>%50.0</p>	ROI <p>%4</p>	Completed Trades <hr/> <p>4 # of Signals %46 Total Profit</p>	Win Trades <hr/> <p>2 # of Trades %67 Win Profit</p>	Loss Trades <hr/> <p>2 # of Trades -%21 Loss Rate</p>
--	--------------------------------	---	--	---

WIN & LOSS CHART



TOP WIN & LOSS ORDERS

Date	Pair	Order Profit	Tot. Dur. (days)	Order Target
6.10.2021	BTC/USDT	%43,7	14,1	T02
13.09.2021	BTC/USDT	%23,0	0,6	T02

Date	Pair	Order Loss	Tot. Dur. (days)
21.09.2021	ETH/USDT	-%16,2	0,5
22.09.2021	BTC/USDT	-%4,9	1,1

JOIN OUR VIP SERVICES

Exclusive BTCÐ Trading VIP
Daily Signals

- 1 month - Silver Membership
- 6 months - Gold Membership
- 12 months - Platinum Membership

Join the ParadiseFamilyVIP

[Contact Us](#)

Account Management
No time to trade ?

- Use our API auto trading extra package
- Money stays on your account
- Trailing stop loss and take profit included

[JOIN NOW](#)

Binance VIP
Daily Signals

- 1 month - Silver Membership
- 6 months - Gold Membership
- 12 months - Platinum Membership

Join the ParadiseFamilyVIP

[Contact Us](#)

Kraken VIP
Daily Signals

- 1 month - Silver Membership
- 6 months - Gold Membership
- 12 months - Platinum Membership

Join the ParadiseFamilyVIP

[Contact Us](#)

FTX Exchange VIP
Daily Signals

- 1 month - Silver Membership
- 6 months - Gold Membership
- 12 months - Platinum Membership

Join the ParadiseFamilyVIP

[Contact Us](#)



www.mycryptoparadise.com



[/MyCryptoParadise](https://www.youtube.com/MyCryptoParadise)

[@_MCP_Signals](https://twitter.com/MCP_Signals)

[/mycryptoparadise](https://www.facebook.com/mycryptoparadise)

[/mycryptoparadise](https://www.instagram.com/mycryptoparadise)

[@MCP_Binance](https://t.me/MCP_Binance)
[@MCP_bitmex](https://t.me/MCP_bitmex)



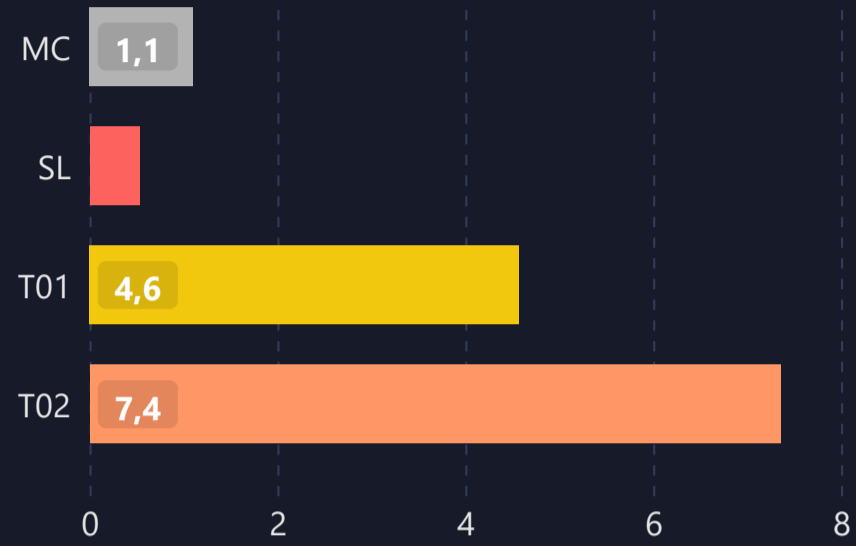
LIST OF ALL TRADES

Signal Date	Pair	Direction	Type	Buy Rate	Target 1	Target 2	Target 3	Target 4	Man. Close	Stop Loss	P&L	Dur. (days)
13.09.2021	BTC/USDT	Short	Margin	45700.0000	44100.0000	43600.0000	43000.0000	42486.0000		47107.0000	%23,0 ▲	0,6
21.09.2021	BTC/USDT	Long	Margin	43250.0000	47899.0000	52690.0000	58000.0000	63960.0000	42200.0000	38200.0000	-%4,9 ▼	1,1
21.09.2021	ETH/USDT	Long	Margin	3047.5000	3330.0000	3619.0000	3999.0000	4200.0000		2800.0000	-%16,2 ▼	0,5
22.09.2021	BTC/USDT	Long	Margin	43250.0000	47899.0000	52690.0000	58000.0000	63960.0000		38200.0000	%43,7 ▲	14,1

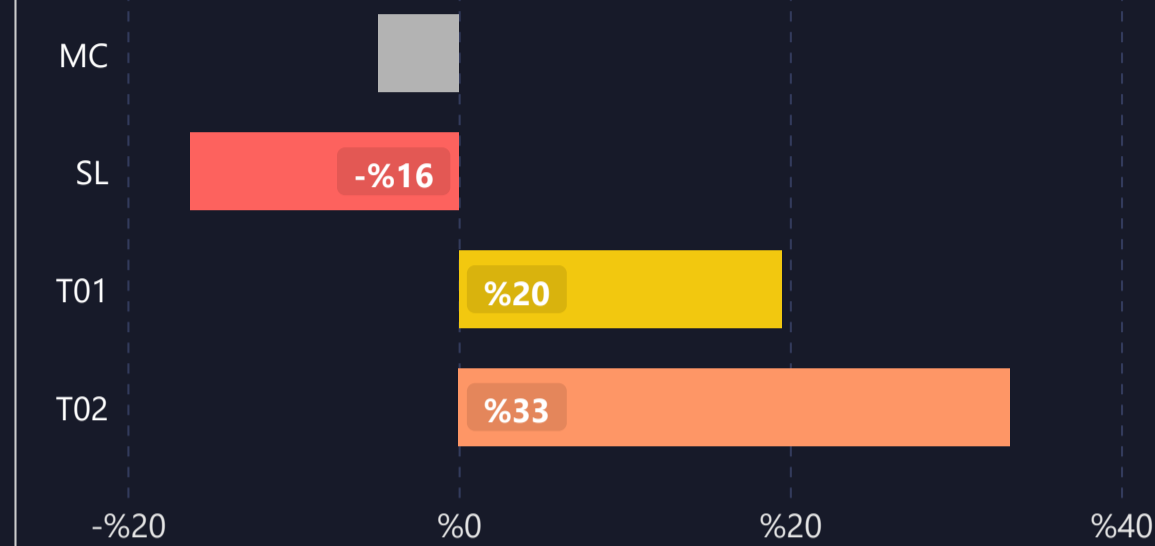


DETAILED STATS OF TARGETS (T1, T2, T3 etc.)

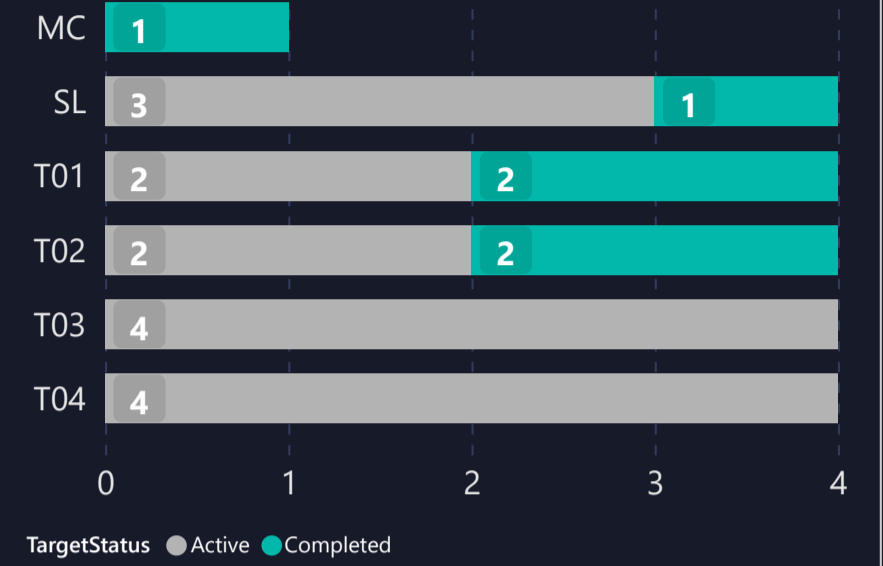
AVERAGE DAYS TO HIT TARGETS



AVERAGE PROFIT PER TARGET



INDIVIDUAL TARGETS STATUS



TARGET DURATION vs PROFIT/LOSS SCATTER CHART

Targets ● MC ● SL ● T01 ● T02

