

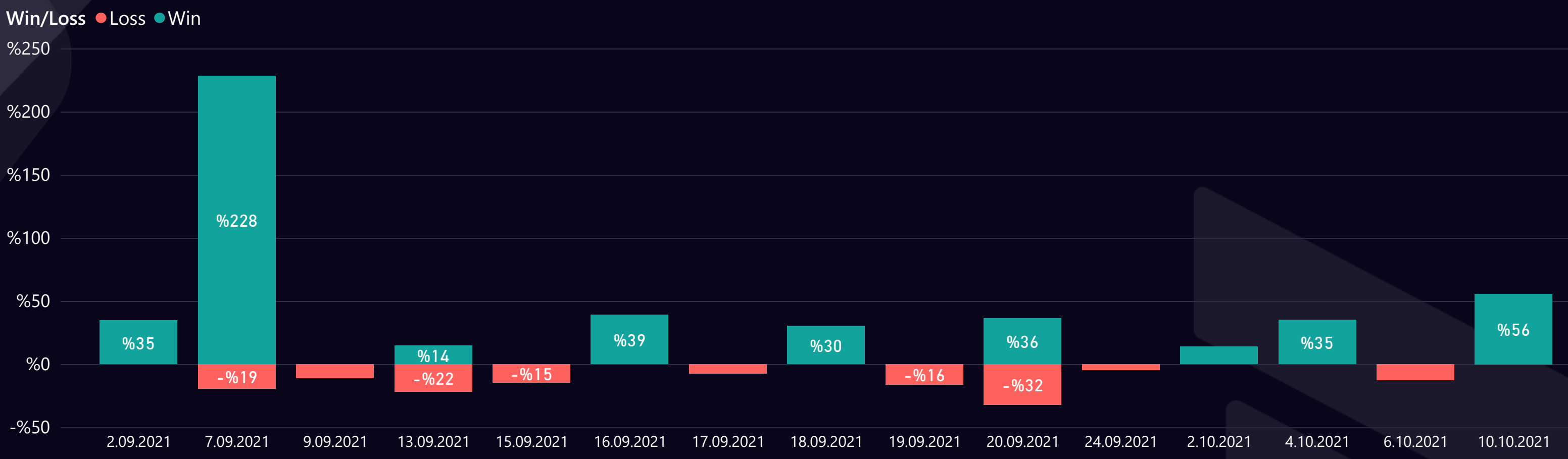


2021 SEPTEMBER MY BINANCE REPORT

TOTAL PROFIT
%348

Success Rate <p>%53.8</p>	ROI <p>%10</p>	Completed Trades <p>26 # of Signals %348 Total Profit</p>	Win Trades <p>14 # of Trades %487 Win Profit</p>	Loss Trades <p>12 # of Trades -%139 Loss Rate</p>
--	---------------------------------	--	---	--

WIN & LOSS CHART



TOP WIN & LOSS ORDERS

Date	Pair	Order Profit	Tot. Dur. (days)	Order Target
7.09.2021	BTC/USDT	%83,0	50,1	T01
7.09.2021	BTC/USDT	%82,0	50,1	T01
7.09.2021	AXS/USDT	%63,2	0,8	T03
10.10.2021	BTC/USDT	%55,6	15,7	T01
20.09.2021	AXS/USDT	%36,2	0,6	T01

Date	Pair	Order Loss	Tot. Dur. (days)
13.09.2021	SNX/USDT	-%21,7	0,3
19.09.2021	FET/BTC	-%16,0	5,6
7.09.2021	STX/BTC	-%15,4	3,0
15.09.2021	SXP/USDT	-%14,5	1,7
20.09.2021	IOTA/BTC	-%13,7	2,6

JOIN OUR VIP SERVICES

Exclusive BTCÐ Trading VIP
Daily Signals

- 1 month - Silver Membership
- 6 months - Gold Membership
- 12 months - Platinum Membership

Join the ParadiseFamilyVIP

[Contact Us](#)

Account Management
No time to trade ?

- Use our API auto trading extra package
- Money stays on your account
- Trailing stop loss and take profit included

[JOIN NOW](#)

Binance VIP
Daily Signals

- 1 month - Silver Membership
- 6 months - Gold Membership
- 12 months - Platinum Membership

Join the ParadiseFamilyVIP

[Contact Us](#)

Kraken VIP
Daily Signals

- 1 month - Silver Membership
- 6 months - Gold Membership
- 12 months - Platinum Membership

Join the ParadiseFamilyVIP

[Contact Us](#)

FTX Exchange VIP
Daily Signals

- 1 month - Silver Membership
- 6 months - Gold Membership
- 12 months - Platinum Membership

Join the ParadiseFamilyVIP

[Contact Us](#)



www.mycryptoparadise.com



/MyCryptoParadise



@_MCP_Signals



/mycryptoparadise



/mycryptoparadise



@MCP_Binance
@MCP_bitmex



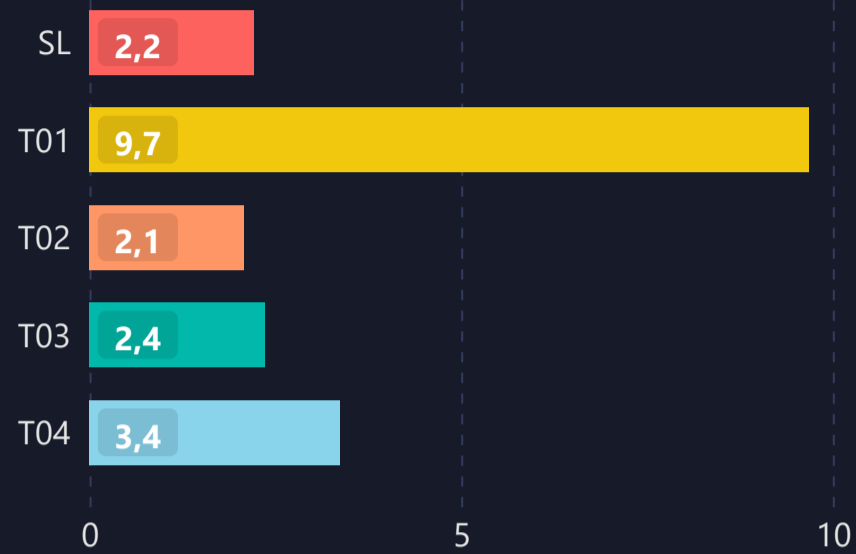
LIST OF ALL TRADES

Signal Date	Pair	Direction	Type	Buy Rate	Target 1	Target 2	Target 3	Target 4	Man. Close	Stop Loss	P&L	Dur. (days)
19.07.2021	BTC/USDT	Long	Port. Div.	31134.7518	43900.0000						%82,0 ▲	50,1
19.07.2021	BTC/USDT	Long	Port. Div.	32819.7880	46440.0000						%83,0 ▲	50,1
29.08.2021	FTT/USDT	Long	Spot	52.0000	62.3900	66.6900	69.9600	73.0000		44.3000	%34,5 ▲	4,1
4.09.2021	STX/BTC	Long	Spot	0.00003300	0.00003989	0.00004200	0.00004489	0.00005479		0.00002790	-%15,4 ▼	3,0
6.09.2021	AXS/USDT	Short	Spot	81.1000	73.6100	64.5200	55.4600	47.1000		85.5100	%63,2 ▲	0,8
6.09.2021	SCRT/BTC	Long	Spot	0.00003579	0.00004196	0.00004823	0.00005769	0.00006669		0.00003437	-%4,0 ▼	1,0
9.09.2021	GRT/USDT	Short	Spot	0.8675	0.8390	0.8210	0.8070	0.7950		0.8910	-%10,8 ▼	0,1
12.09.2021	AXS/USDT	Short	Spot	69.0000	64.0000	55.2900	51.6900	50.6600		72.4500	%14,5 ▲	1,1
13.09.2021	SNX/USDT	Short	Spot	10.7500	9.5940	8.6770	7.6990	6.6920		11.9190	-%21,7 ▼	0,3
13.09.2021	SXP/USDT	Short	Spot	2.5450	2.3400	2.1400	1.9500	1.6900		2.7300	-%14,5 ▼	1,7
14.09.2021	FET/BTC	Long	Spot	0.00002000	0.00002458	0.00002991	0.00003399	0.00003989		0.00001680	-%16,0 ▼	5,6
15.09.2021	AVAX/BTC	Long	Spot	0.00011480	0.00013723	0.00014960	0.00016100	0.00016900		0.00010490	%30,3 ▲	2,6
15.09.2021	BEAM/USDT	Long	Spot	0.7100	0.7498	0.7890	0.8200	0.8490		0.6500	%5,6 ▲	0,8
15.09.2021	CVC/USDT	Long	Spot	0.5100	0.5398	0.5898	0.5990	0.6195		0.4920	%5,8 ▲	0,8
15.09.2021	MBOX/USDT	Long	Spot	5.4050	5.9900	6.4000	6.8900	7.4900		4.9050	%27,5 ▲	1,4
16.09.2021	XRP/USDT	Long	Spot	1.1125	1.1950	1.3170	1.4340	1.5900		1.0000	-%10,1 ▼	4,0
17.09.2021	LUNA/BTC	Long	Spot	0.00007860	0.00009330	0.00009918	0.00010972	0.00011869		0.00007290	-%7,3 ▼	0,5
18.09.2021	IOTA/BTC	Long	Spot	0.00003670	0.00004430	0.00004769	0.00005099	0.00005420		0.00003169	-%13,7 ▼	2,6
18.09.2021	LINK/BTC	Long	Spot	0.00005995	0.00006935	0.00007386	0.00007869	0.00008479		0.00005479	-%8,6 ▼	2,1
20.09.2021	AXS/USDT	Short	Spot	63.4500	51.9600	49.1000	47.1000	45.1800		67.0100	%36,2 ▲	0,6
23.09.2021	CTXC/USDT	Long	Spot	0.2450	0.2578	0.2690	0.2790	0.2895		0.2340	-%4,5 ▼	0,7
23.09.2021	SOL/USDT	Long	Spot	148.5000	169.0000	183.0000	190.0000	194.9000		135.9600	%13,8 ▲	9,1
25.09.2021	BTC/USDT	Long	Port. Div.	42938.0000	54883.0000					39700.0000	%55,6 ▲	15,7
30.09.2021	ALGO/USDT	Long	Spot	1.6030	1.7280	1.8390	1.9800	2.0250		1.4990	%26,3 ▲	3,4
1.10.2021	AVAX/USDT	Long	Spot	68.5000	77.4000	88.6900	96.9900	101.0000		59.9000	-%12,6 ▼	4,9
4.10.2021	LUNA/USDT	Long	Spot	42.2000	45.9000	51.9000	55.9000	59.0000		39.3500	%8,8 ▲	0,3

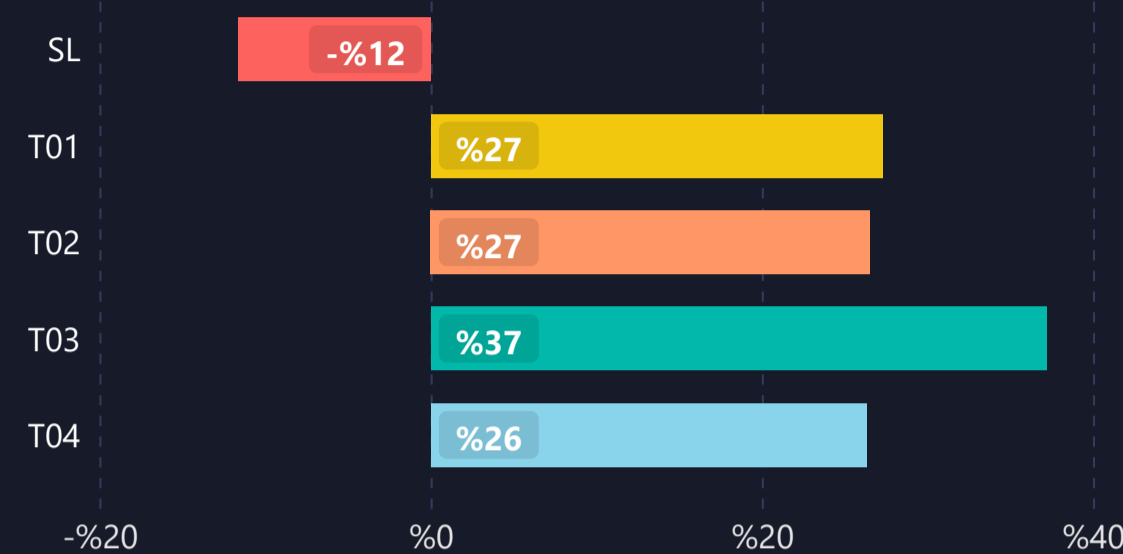


DETAILED STATS OF TARGETS (T1, T2, T3 etc.)

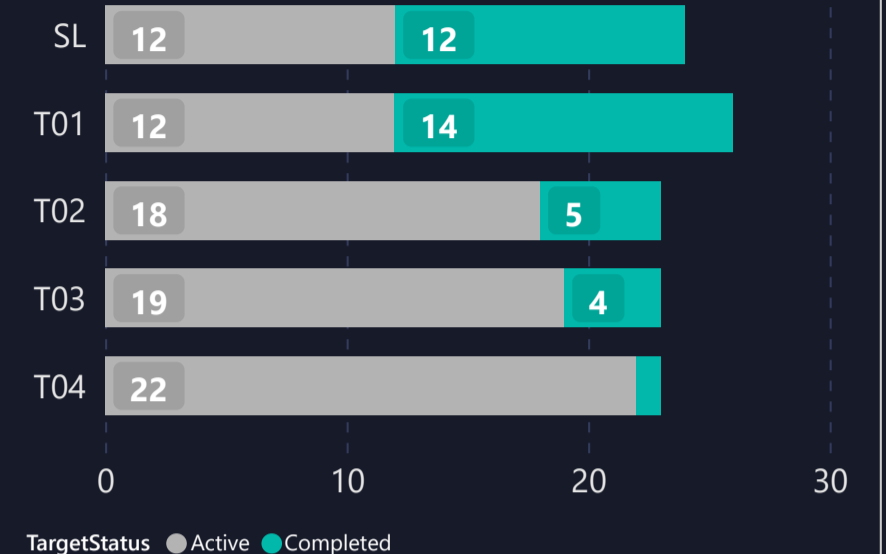
AVERAGE DAYS TO HIT TARGETS



AVERAGE PROFIT PER TARGET



INDIVIDUAL TARGETS STATUS



TARGET DURATION vs PROFIT/LOSS SCATTER CHART

Targets ● SL ● T01 ● T02 ● T03 ● T04

