

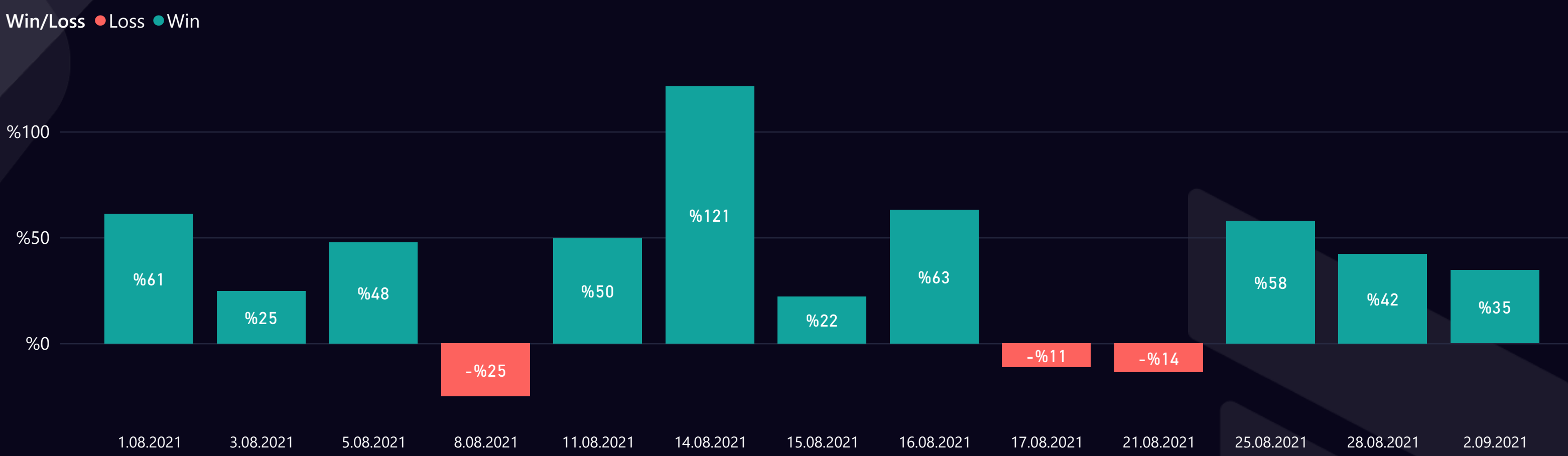


2021 AUGUST BINANCE REPORT

TOTAL PROFIT
%475

Success Rate %84.2	ROI %21	Completed Trades 19 # of Signals %475 Total Profit	Win Trades 16 # of Trades %524 Win Profit	Loss Trades 3 # of Trades -%50 Loss Rate
----------------------------------	--------------------------	---	--	---

WIN & LOSS CHART



TOP WIN & LOSS ORDERS

Date	Pair	Order Profit	Tot. Dur. (days)	Order Target
14.08.2021	EOS/USDT	%97,4	4,7	T04
25.08.2021	ALICE/USDT	%57,9	16,9	T03
16.08.2021	MATIC/USDT	%52,0	17,7	T03
1.08.2021	FLM/USDT	%51,7	10,4	T04
11.08.2021	AXS/USDT	%43,9	2,6	T04

Date	Pair	Order Loss	Tot. Dur. (days)
8.08.2021	TOMO/USDT	-%25,0	1,1
21.08.2021	AXS/USDT	-%13,7	3,0
17.08.2021	SLP/USDT	-%11,1	9,5

JOIN OUR VIP SERVICES

Bitmex&Bybit VIP
Daily Signals

- 1 month - Silver Membership
- 6 months - Gold Membership
- 12 months - Platinum Membership
- Join the ParadiseFamilyVIP

[Contact Us](#)

Account Management
No time to trade ?

- Use our API auto trading extra package
- Money stays on your account
- Trailing stop loss and take profit included

[JOIN NOW](#)

Binance VIP
Daily Signals

- 1 month - Silver Membership
- 6 months - Gold Membership
- 12 months - Platinum Membership
- Join the ParadiseFamilyVIP

[Contact Us](#)



www.mycryptoparadise.com



/MyCryptoParadise



@_MCP_Signals



/mycryptoparadise



/mycryptoparadise



@MCP_Binance
@MCP_bitmex



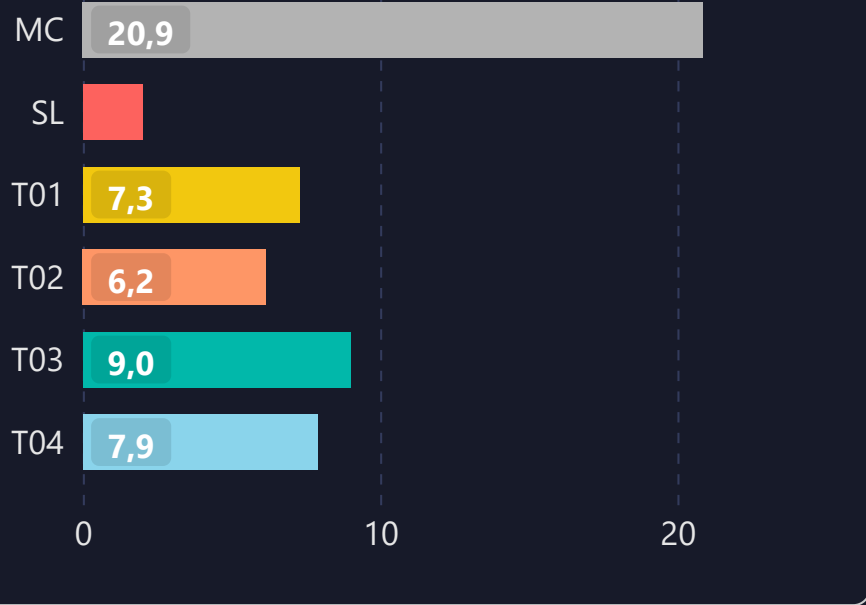
LIST OF ALL TRADES

Signal Date	Pair	Direction	Type	Buy Rate	Target 1	Target 2	Target 3	Target 4	Man. Close	Stop Loss	P&L	Dur. (days)
9.06.2021	SOL/USDT	Long	Spot	42.5000	56.0000	69.0000	83.0000	99.0000	44.9790	32.9000	%5,8 ▲	66,7
28.06.2021	XVG/BTC	Long	Spot	0.00000065	0.00000075	0.00000089	0.00000095	0.00000010		0.00000059	%16,3 ▲	47,7
22.07.2021	FLM/USDT	Long	Spot	0.3295	0.3690	0.3980	0.4390	0.5000		0.2891	%51,7 ▲	10,4
22.07.2021	UNI/USDT	Long	Spot	17.5000	19.6690	20.9990	21.7900	23.3040		15.7980	%33,2 ▲	13,8
25.07.2021	TVK/BTC	Long	Spot	0.00000708	0.00000896	0.00001069	0.00001186	0.00001397	0.00000811	0.00000610	%14,5 ▲	10,8
29.07.2021	MATIC/USDT	Long	Spot	1.0200	1.2400	1.4400	1.5500	1.7100		0.8820	%52,0 ▲	17,7
29.07.2021	XEM/USDT	Long	Spot	0.1640	0.1795	0.1995	0.2210	0.2390		0.1468	%9,5 ▲	2,7
1.08.2021	KAVA/BTC	Long	Spot	0.00013025	0.00015324	0.00016240	0.00017900	0.00019890		0.00010719	%24,7 ▲	1,7
3.08.2021	CAKE/BTC	Long	Spot	0.00042240	0.00049284	0.00054900	0.00057690	0.00061900	0.00046940	0.00035600	%11,1 ▲	12,9
7.08.2021	SNX/USDT	Long	Spot	10.7150	12.3750	13.5500	14.8700	16.1710	11.3280	9.3000	%5,7 ▲	4,4
7.08.2021	TOMO/USDT	Long	Futures	3.0525	3.1990	3.3390	3.4900	3.6900		2.9000	-%25,0 ▼	1,1
8.08.2021	ALICE/USDT	Long	Spot	12.6000	14.9000	16.9000	19.9000	23.9000		10.0000	%57,9 ▲	16,9
8.08.2021	AXS/USDT	Long	Spot	45.8000	49.8900	54.9300	59.8900	65.9000		39.9900	%43,9 ▲	2,6
8.08.2021	SLP/USDT	Long	Spot	0.1850	0.2290	0.2590	0.2990	0.3290	0.1644	0.1600	-%11,1 ▼	9,5
9.08.2021	EOS/USDT	Long	Futures	4.5115	4.8090	4.9690	5.1110	5.3900		4.3690	%97,4 ▲	4,7
12.08.2021	SNX/USDT	Long	Spot	10.4000	12.8900	16.9000	17.5000	19.9690		8.4990	%23,9 ▲	2,3
18.08.2021	AXS/USDT	Short	Spot	72.5000	63.0000	51.0000	36.0000	16.3300		82.4200	-%13,7 ▼	3,0
23.08.2021	EPS/USDT	Long	Spot	0.7000	0.9960	1.2500	1.4980	1.9300		0.4700	%42,3 ▲	4,8
29.08.2021	FTT/USDT	Long	Spot	52.0000	62.3900	66.6900	69.9600	73.0000		44.3000	%34,5 ▲	4,1

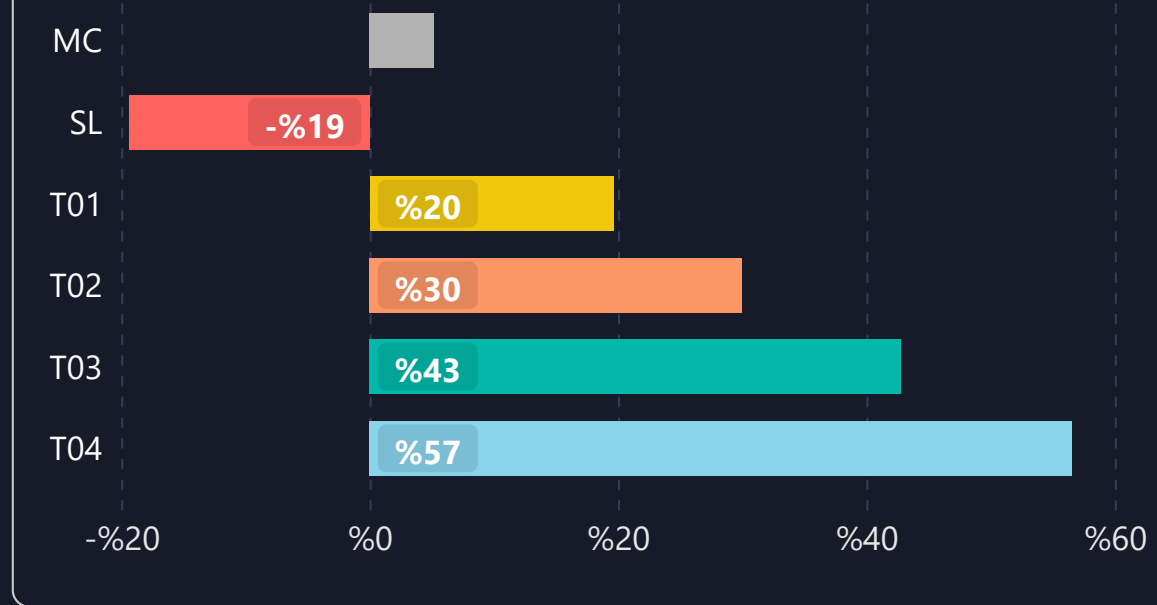


DETAILED STATS OF TARGETS (T1, T2, T3 etc.)

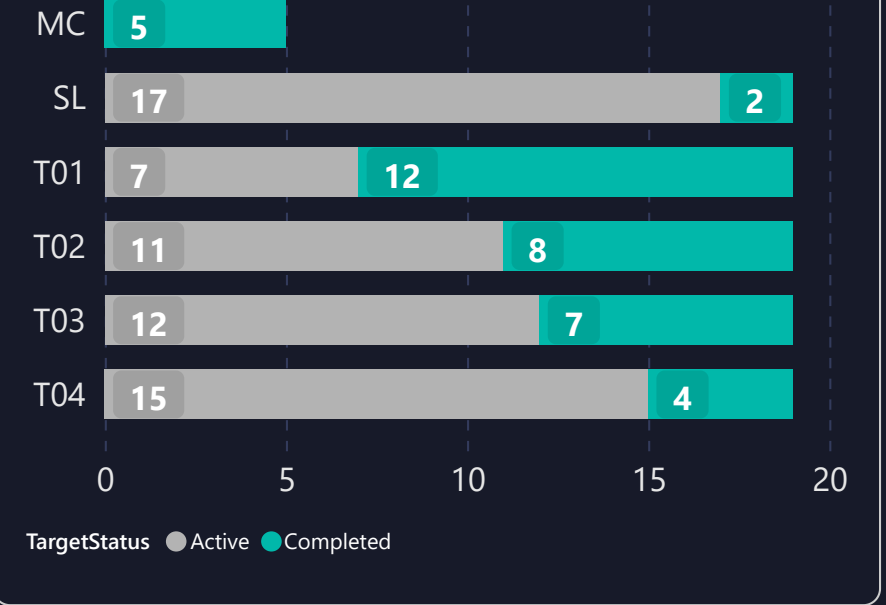
AVERAGE DAYS TO HIT TARGETS



AVERAGE PROFIT PER TARGET



INDIVIDUAL TARGETS STATUS



TARGET DURATION vs PROFIT/LOSS SCATTER CHART

Targets ● MC ● SL ● T01 ● T02 ● T03 ● T04

