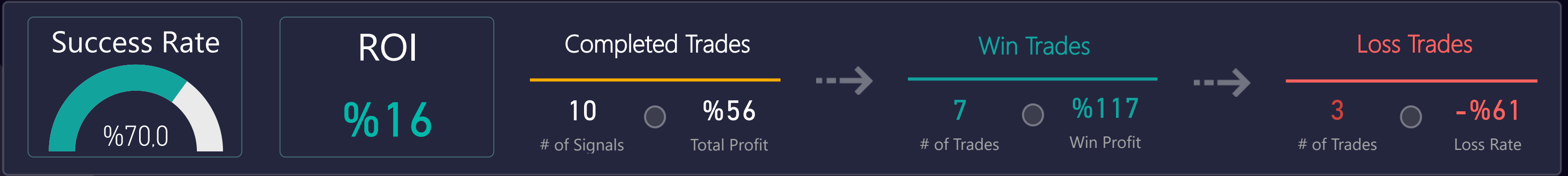


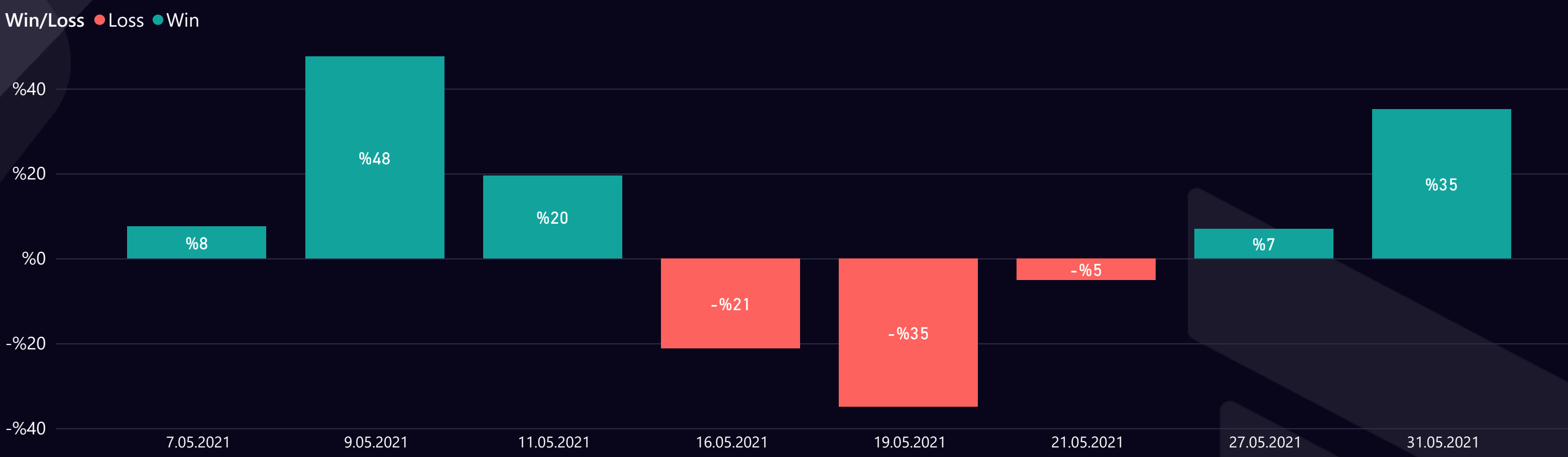


## 2021 MAY MY BTC&ETH REPORT

TOTAL PROFIT  
**%56**



### WIN & LOSS CHART



### TOP WIN & LOSS ORDERS

Date	Pair	Order Profit	Tot. Dur. (days)	Order Target
9.05.2021	ETH/USDT	%47,6	3,2	T03
31.05.2021	BTC/USDT	%35,1	0,2	T03
11.05.2021	ETH/USDT	%15,4	2,1	MC
7.05.2021	ETH/USDT	%7,6	2,1	T01
27.05.2021	BTC/USDT	%5,1	0,3	MC

Date	Pair	Order Loss	Tot. Dur. (days)
19.05.2021	ETH/USDT	-%34,9	2,7
16.05.2021	BTC/USDT	-%21,1	3,2
21.05.2021	ETH/USDT	-%5,1	0,2

## JOIN OUR VIP SERVICES

**Bitmex&Bybit VIP**  
Daily Signals

- 1 month - Silver Membership
- 6 months - Gold Membership
- 12 months - Platinum Membership
- Join the ParadiseFamilyVIP

[Contact Us](#)

**Account Management**  
No time to trade ?

- Use our API auto trading extra package
- Money stays on your account
- Trailing stop loss and take profit included

[JOIN NOW](#)

**Binance VIP**  
Daily Signals

- 1 month - Silver Membership
- 6 months - Gold Membership
- 12 months - Platinum Membership
- Join the ParadiseFamilyVIP

[Contact Us](#)



[www.mycryptoparadise.com](http://www.mycryptoparadise.com)



/MyCryptoParadise



@\_MCP\_Signals



/mycryptoparadise



/mycryptoparadise



@MCP\_Binance  
@MCP\_bitmex



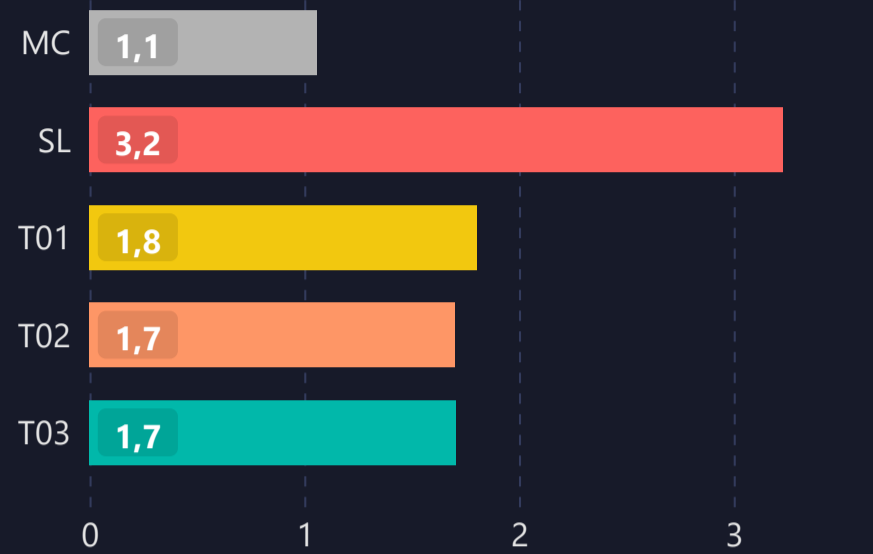
# LIST OF ALL TRADES

Signal Date	Pair	Direction	Type	Buy Rate	Target 1	Target 2	Target 3	Target 4	Man. Close	Stop Loss	P&L	Dur. (days)
5.05.2021	ETH/USDT	Long	Margin	3280.0000	3600.0000	3700.0000	3800.0000	3999.0000		3076.0000	%47,6 ▲	3,2
5.05.2021	ETH/USDT	Long	Margin	57050.0000	58490.0000	60990.0000	66600.0000	69000.0000		54000.0000	%7,6 ▲	2,1
9.05.2021	ETH/USDT	Long	Margin	3817.5000	4290.0000	4500.0000	4650.0000	4800.0000	4014.0000	3512.0000	%15,4 ▲	2,1
11.05.2021	ETH/USDT	Long	Margin	3960.0000	4290.0000	4500.0000	4650.0000	4800.0000	4014.0000	3512.0000	%4,1 ▲	0,7
13.05.2021	BTC/USDT	Long	Margin	49700.0000	54950.0000	57900.0000	60999.0000	63700.0000		46200.0000	-%21,1 ▼	3,2
17.05.2021	ETH/USDT	Long	Margin	3350.0000	5000.0000	5200.0000	5300.0000	5600.0000	2179.5800	2683.0000	-%34,9 ▼	2,7
21.05.2021	ETH/USDT	Long	Margin	2475.0000	3600.0000	4000.0000	4400.0000	4800.0000	2349.7500	2150.0000	-%5,1 ▼	0,2
27.05.2021	BTC/USDT	Long	Margin	38350.0000	41000.0000	42000.0000	42500.0000	43000.0000	39000.0000	36000.0000	%5,1 ▲	0,3
27.05.2021	ETH/USDT	Long	Margin	2720.0000	3000.0000	3100.0000	3150.0000	3200.0000	2771.0000	2522.0000	%1,9 ▲	0,3
31.05.2021	BTC/USDT	Long	Margin	34450.0000	36190.0000	36500.0000	36870.0000	37290.0000		33188.0000	%35,1 ▲	0,2

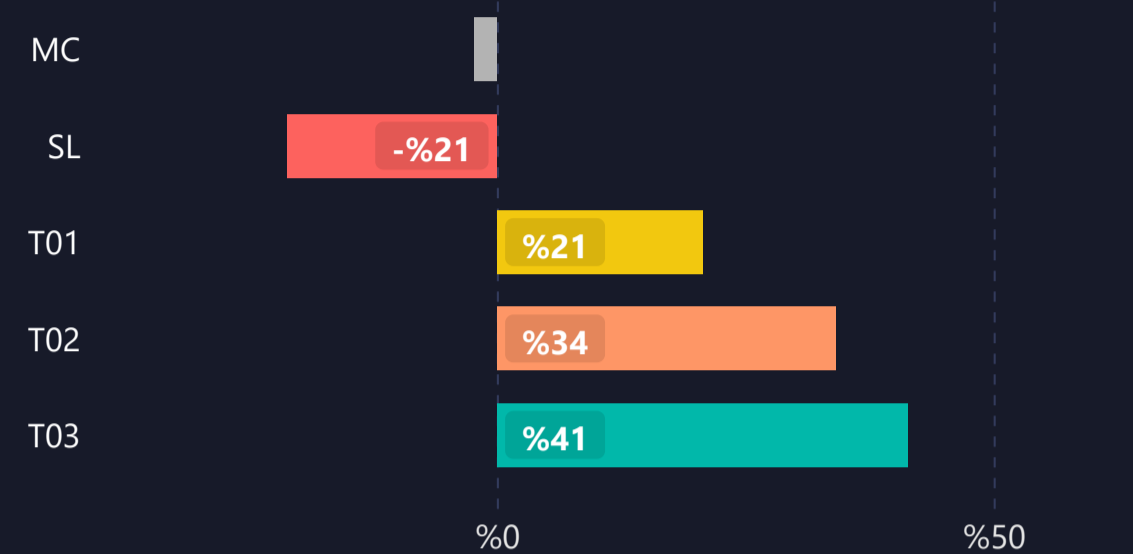


# DETAILED STATS OF TARGETS (T1, T2, T3 etc.)

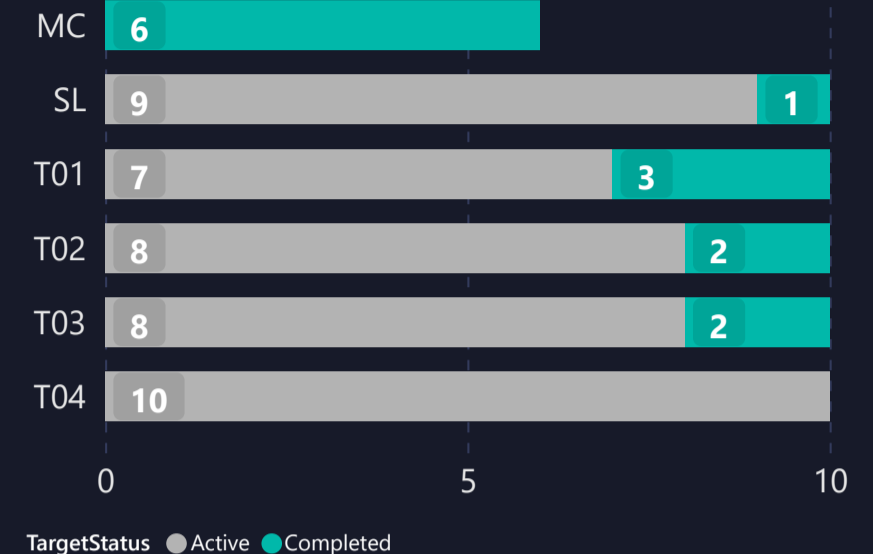
### AVERAGE DAYS TO HIT TARGETS



### AVERAGE PROFIT PER TARGET



### INDIVIDUAL TARGETS STATUS



# TARGET DURATION vs PROFIT/LOSS SCATTER CHART

Targets ● MC ● SL ● T01 ● T02 ● T03

