

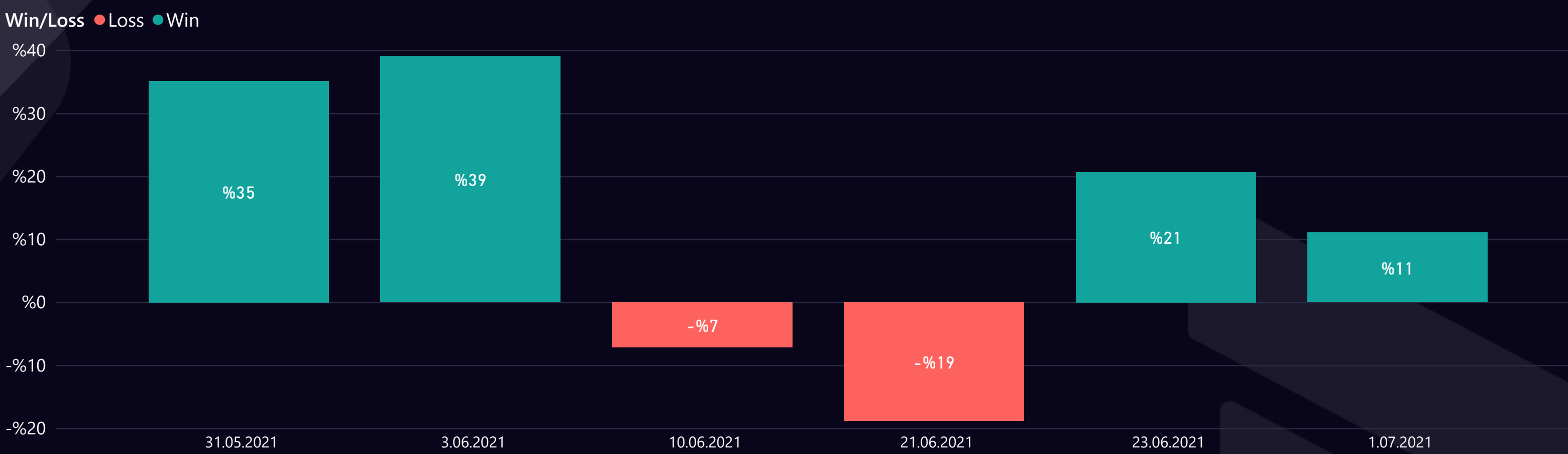


## 2021 JUNE MY BTC&ETH REPORT

TOTAL PROFIT  
**%80**

<b>Success Rate</b>  %66.7	<b>ROI</b> <b>%14</b>	<b>Completed Trades</b> 6  %80 <small># of Signals Total Profit</small>	<b>Win Trades</b> 4  %106 <small># of Trades Win Profit</small>	<b>Loss Trades</b> 2  -%26 <small># of Trades Loss Rate</small>
----------------------------------	--------------------------	---	---	---

### WIN & LOSS CHART



### TOP WIN & LOSS ORDERS

Date	Pair	Order Profit	Tot. Dur. (days)	Order Target
3.06.2021	ETH/USDT	%39,1	3,0	T01
31.05.2021	BTC/USDT	%35,1	0,2	T03
23.06.2021	BTC/USDT	%20,7	1,1	T01
1.07.2021	ETH/USDT	%11,1	3,0	MC

Date	Pair	Order Loss	Tot. Dur. (days)
21.06.2021	BTC/USDT	-%18,8	0,8
10.06.2021	ETH/USDT	-%7,1	0,3

## JOIN OUR VIP SERVICES

**Bitmex&Bybit VIP**  
Daily Signals

- 1 month - Silver Membership
- 6 months - Gold Membership
- 12 months - Platinum Membership
- Join the ParadiseFamilyVIP

[Contact Us](#)

**Account Management**  
No time to trade ?

- Use our API auto trading extra package
- Money stays on your account
- Trailing stop loss and take profit included

[JOIN NOW](#)

**Binance VIP**  
Daily Signals

- 1 month - Silver Membership
- 6 months - Gold Membership
- 12 months - Platinum Membership
- Join the ParadiseFamilyVIP

[Contact Us](#)



[www.mycryptoparadise.com](http://www.mycryptoparadise.com)



/MyCryptoParadise



@\_MCP\_Signals




/mycryptoparadise



/mycryptoparadise



@MCP\_Binance  
@MCP\_bitmex



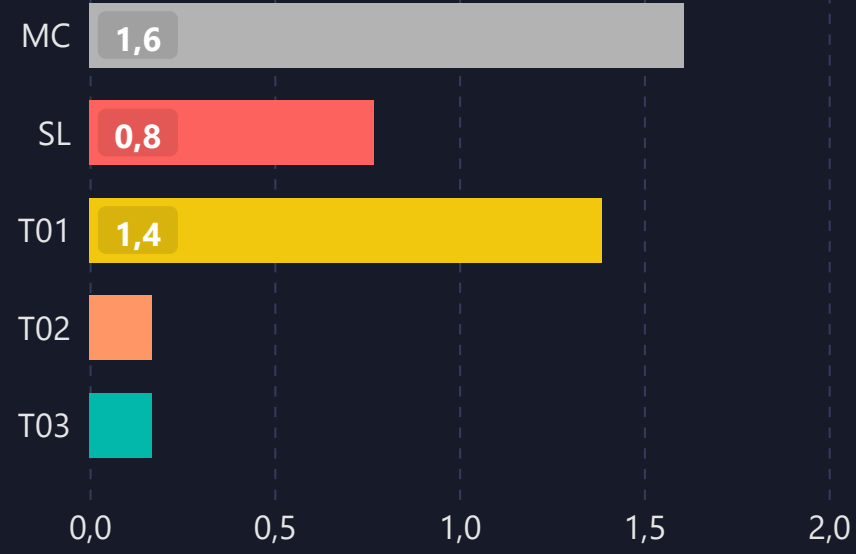
# LIST OF ALL TRADES

Signal Date	Pair	Direction	Type	Buy Rate	Target 1	Target 2	Target 3	Target 4	Man. Close	Stop Loss	P&L	Dur. (days)
31.05.2021	BTC/USDT	Long	Margin	34450.0000	36190.0000	36500.0000	36870.0000	37290.0000		33188.0000	%35,1 ▲	0,2
31.05.2021	ETH/USDT	Long	Margin	2495.0000	2820.0000	3100.0000	3300.0000	3618.0000		2297.0000	%39,1 ▲	3,0
10.06.2021	ETH/USDT	Long	Margin	2546.0000	2872.0000	3000.0000	3150.0000	3239.0000	2455.0000	2270.0000	-%7,1 ▼	0,3
21.06.2021	BTC/USDT	Long	Margin	35750.0000	38090.0000	39500.0000	40000.0000	40800.0000		34069.0000	-%18,8 ▼	0,8
22.06.2021	BTC/USDT	Long	Margin	31500.0000	34758.0000	38000.0000	39000.0000	42000.0000		28400.0000	%20,7 ▲	1,1
28.06.2021	ETH/USDT	Long	Margin	2044.0000	2520.0000	2690.0000	2800.0000	2918.0000	2157.0000	1698.0000	%11,1 ▲	3,0

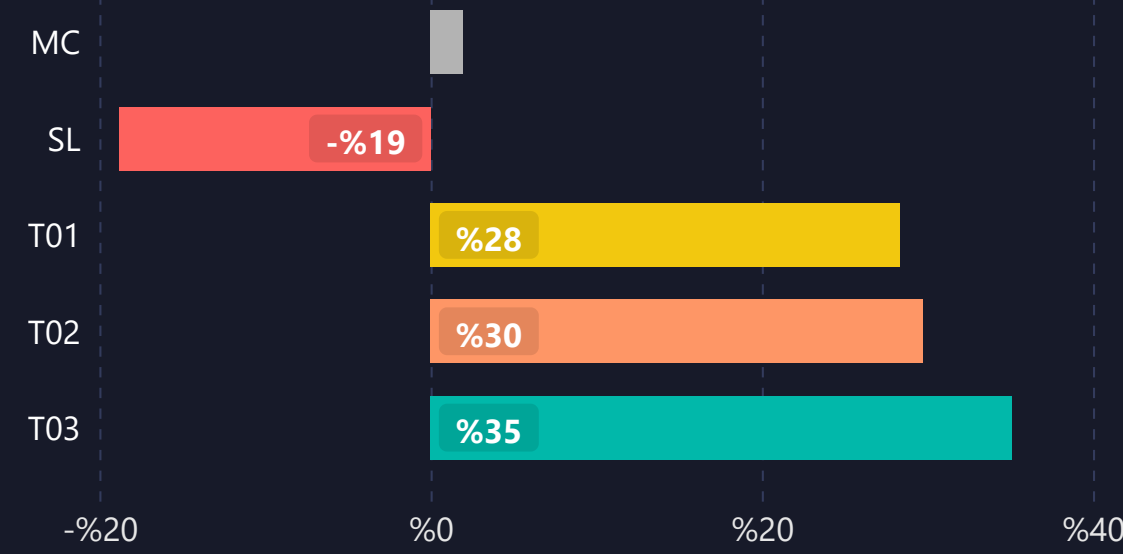


# DETAILED STATS OF TARGETS (T1, T2, T3 etc.)

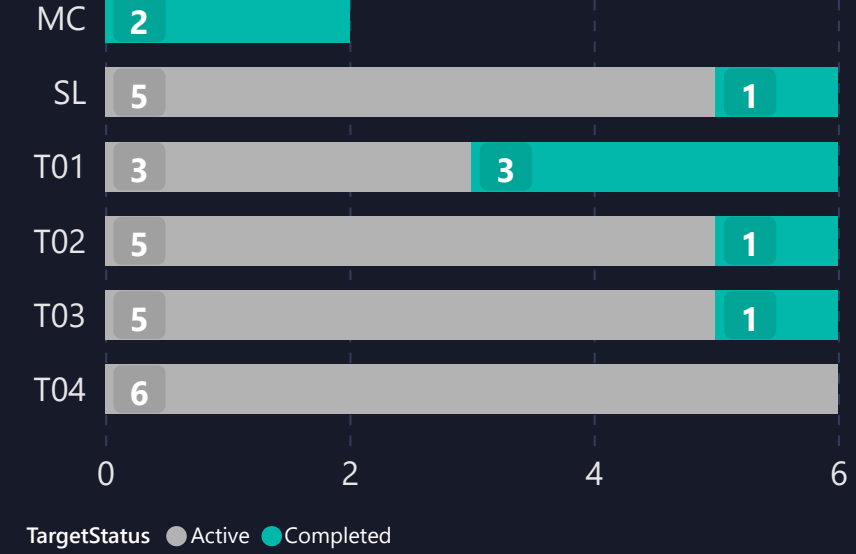
### AVERAGE DAYS TO HIT TARGETS



### AVERAGE PROFIT PER TARGET



### INDIVIDUAL TARGETS STATUS



# TARGET DURATION vs PROFIT/LOSS SCATTER CHART

Targets ● MC ● SL ● T01 ● T02 ● T03

