



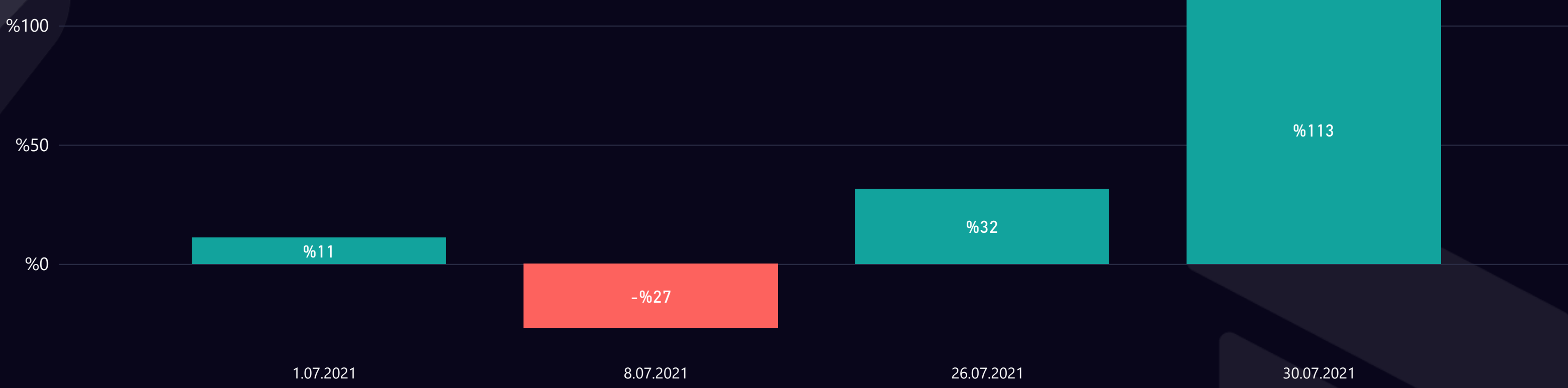
2021 JULY MY BTCÐ REPORT

TOTAL PROFIT
%129

Success Rate <p>%75.0</p>	ROI <p>%23</p>	Completed Trades <p>4 # of Signals %129 Total Profit</p>	Win Trades <p>3 # of Trades %155 Win Profit</p>	Loss Trades <p>1 # of Trades -%27 Loss Rate</p>
--	---------------------------------	---	--	--

WIN & LOSS CHART

Win/Loss ● Loss ● Win



TOP WIN & LOSS ORDERS

Date	Pair	Order Profit	Tot. Dur. (days)	Order Target
30.07.2021	ETH/USDT	%112,8	8,8	T03
26.07.2021	BTC/USDT	%31,5	27,1	T01
1.07.2021	ETH/USDT	%11,1	3,0	MC

Date	Pair	Order Loss	Tot. Dur. (days)
8.07.2021	ETH/USDT	-%26,8	1,7

JOIN OUR VIP SERVICES

Bitmex&Bybit VIP
Daily Signals

- 1 month - Silver Membership
- 6 months - Gold Membership
- 12 months - Platinum Membership
- Join the ParadiseFamilyVIP

[Contact Us](#)

Account Management
No time to trade ?

- Use our API auto trading extra package
- Money stays on your account
- Trailing stop loss and take profit included

[JOIN NOW](#)

Binance VIP
Daily Signals

- 1 month - Silver Membership
- 6 months - Gold Membership
- 12 months - Platinum Membership
- Join the ParadiseFamilyVIP

[Contact Us](#)



www.mycryptoparadise.com



/MyCryptoParadise



@_MCP_Signals



/mycryptoparadise



/mycryptoparadise



@MCP_Binance
@MCP_bitmex



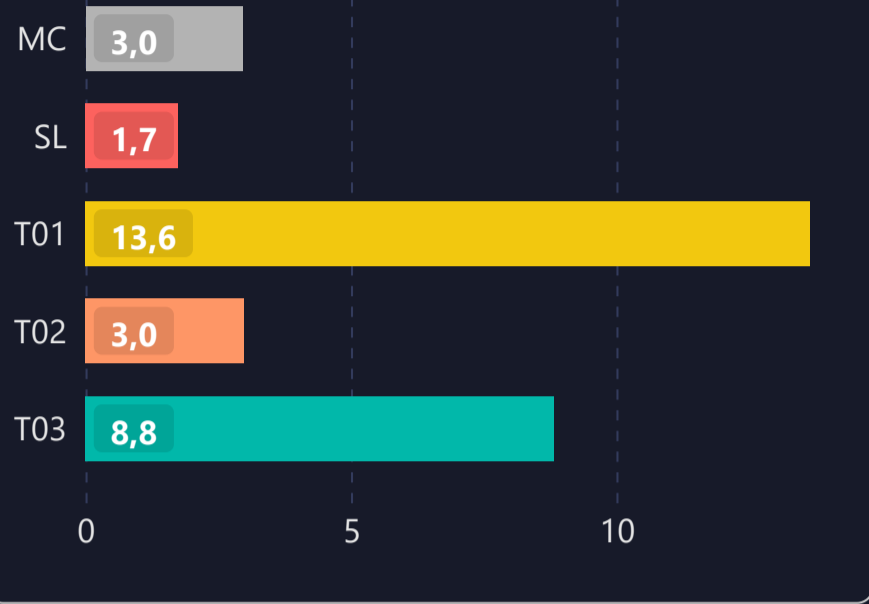
LIST OF ALL TRADES

Signal Date	Pair	Direction	Type	Buy Rate	Target 1	Target 2	Target 3	Target 4	Man. Close	Stop Loss	P&L	Dur. (days)
28.06.2021	ETH/USDT	Long	Margin	2044.0000	2520.0000	2690.0000	2800.0000	2918.0000	2157.0000	1698.0000	%11,1 ▲	3,0
29.06.2021	BTC/USDT	Long	Margin	34550.0000	40000.0000	49000.0000	54500.0000	59690.0000		28955.0000	%31,5 ▲	27,1
6.07.2021	ETH/USDT	Long	Margin	2302.0000	2499.0000	2666.0000	2769.0000	2849.0000		2148.0000	-%26,8 ▼	1,7
21.07.2021	ETH/USDT	Long	Margin	1901.0000	2019.0000	2148.0000	2437.0000	2636.0000		1837.0000	%112,8 ▲	8,8

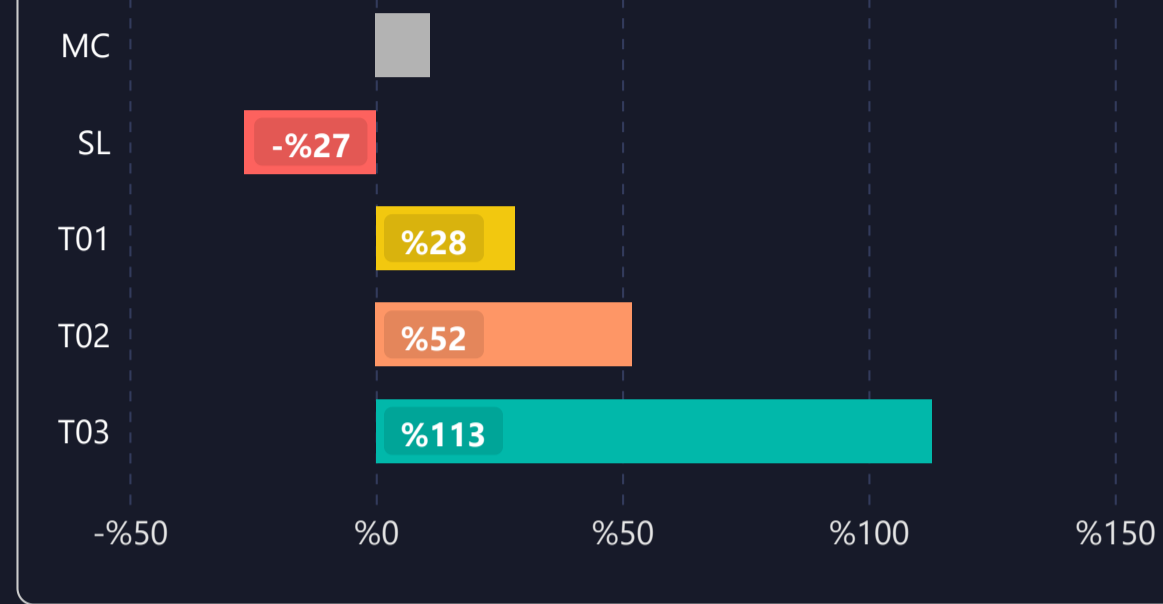


DETAILED STATS OF TARGETS (T1, T2, T3 etc.)

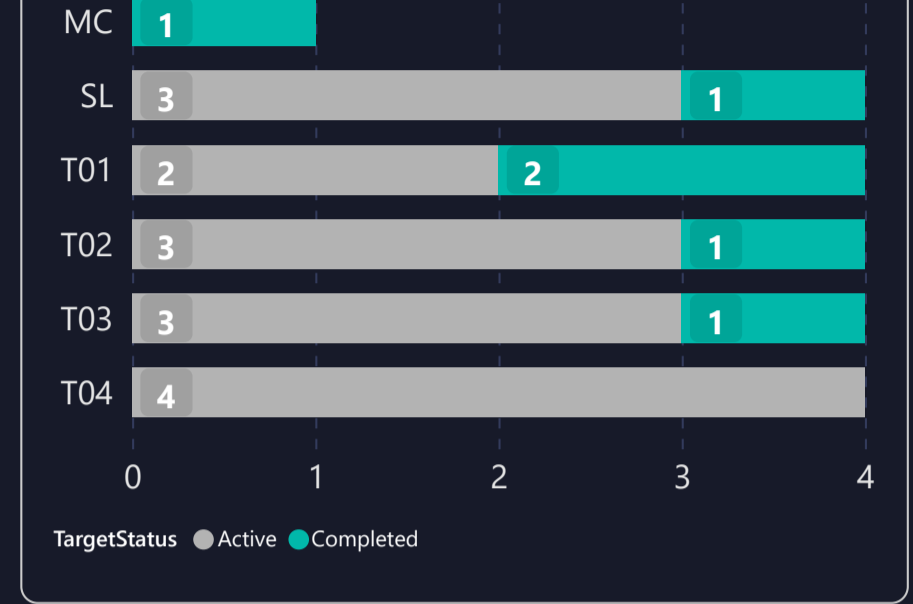
AVERAGE DAYS TO HIT TARGETS



AVERAGE PROFIT PER TARGET



INDIVIDUAL TARGETS STATUS



TARGET DURATION vs PROFIT/LOSS SCATTER CHART

Targets ● MC ● SL ● T01 ● T02 ● T03

