

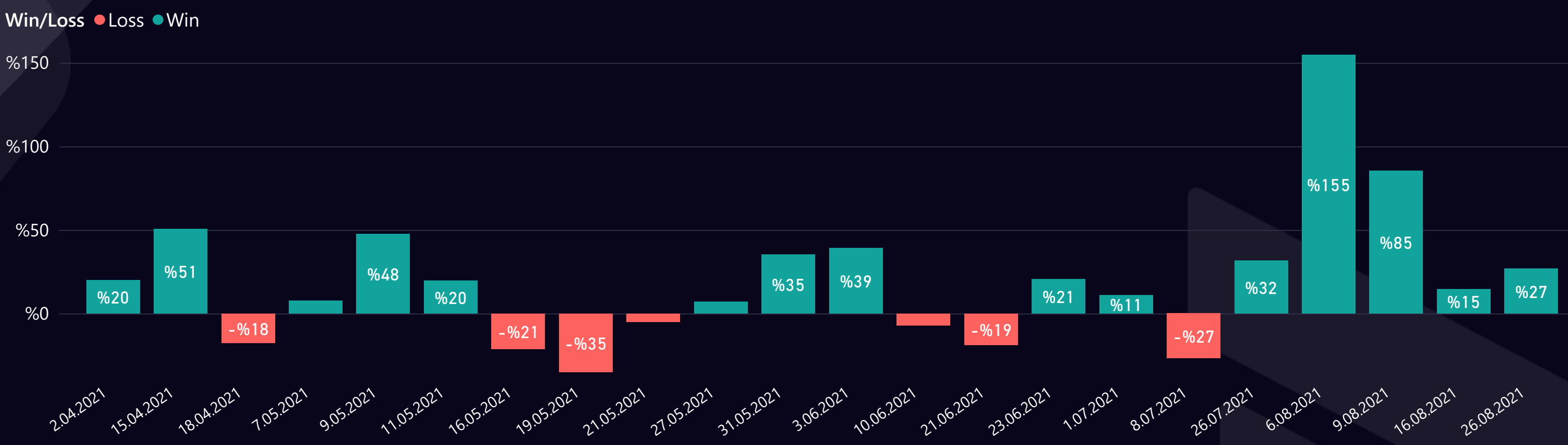


## 2021 APRIL-AUGUST MY BTC&ETH REPORT

TOTAL PROFIT  
**%440**

<b>Success Rate</b>  %70.8	<b>ROI</b> <b>%93</b>	<b>Completed Trades</b> 24 # of Signals    %440 Total Profit	<b>Win Trades</b> 17 # of Trades    %571 Win Profit	<b>Loss Trades</b> 7 # of Trades    -%131 Loss Rate
----------------------------------	--------------------------	---	--	--

### WIN & LOSS CHART



### TOP WIN & LOSS ORDERS

Date	Pair	Order Profit	Tot. Dur. (days)	Order Target
6.08.2021	ETH/USDT	%154,7	15,9	T04
9.08.2021	BTC/USDT	%85,3	17,7	T01
15.04.2021	ETH/USDT	%50,7	2,0	T02
9.05.2021	ETH/USDT	%47,6	3,2	T03
3.06.2021	ETH/USDT	%39,1	3,0	T01

Date	Pair	Order Loss	Tot. Dur. (days)
19.05.2021	ETH/USDT	-%34,9	2,7
8.07.2021	ETH/USDT	-%26,8	1,7
16.05.2021	BTC/USDT	-%21,1	3,2
21.06.2021	BTC/USDT	-%18,8	0,8
18.04.2021	BTC/USDT	-%17,6	0,6

## JOIN OUR VIP SERVICES

**Bitmex&Bybit VIP**  
Daily Signals

- 1 month - Silver Membership
- 6 months - Gold Membership
- 12 months - Platinum Membership
- Join the ParadiseFamilyVIP

[Contact Us](#)

**Account Management**  
No time to trade ?

- Use our API auto trading extra package
- Money stays on your account
- Trailing stop loss and take profit included

[JOIN NOW](#)

**Binance VIP**  
Daily Signals

- 1 month - Silver Membership
- 6 months - Gold Membership
- 12 months - Platinum Membership
- Join the ParadiseFamilyVIP

[Contact Us](#)



[www.mycryptoparadise.com](http://www.mycryptoparadise.com)



/MyCryptoParadise



@\_MCP\_Signals



/mycryptoparadise



/mycryptoparadise



@MCP\_Binance  
@MCP\_bitmex



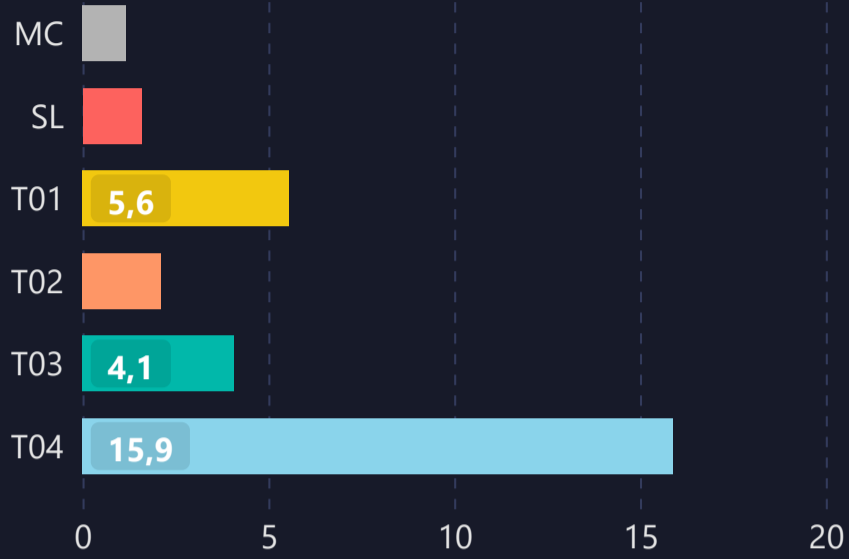
# LIST OF ALL TRADES

Signal Date	Pair	Direction	Type	Buy Rate	Target 1	Target 2	Target 3	Target 4	Man. Close	Stop Loss	P&L	Dur. (days)
1.04.2021	ETH/USDT	Long	Margin	1955.6000	2189.0000	2369.0000	2484.0000	2602.0000	2053.0000	1874.0000	%19,9 ▲	1,0
13.04.2021	ETH/USDT	Long	Margin	2210.0000	2369.0000	2490.0000	2590.0000	2690.0000		2127.0000	%50,7 ▲	2,0
17.04.2021	BTC/USDT	Long	Margin	60650.0000	63100.0000	65500.0000	69000.0000	71264.0000		57100.0000	-%17,6 ▼	0,6
5.05.2021	ETH/USDT	Long	Margin	3280.0000	3600.0000	3700.0000	3800.0000	3999.0000		3076.0000	%47,6 ▲	3,2
5.05.2021	ETH/USDT	Long	Margin	57050.0000	58490.0000	60990.0000	66600.0000	69000.0000		54000.0000	%7,6 ▲	2,1
9.05.2021	ETH/USDT	Long	Margin	3817.5000	4290.0000	4500.0000	4650.0000	4800.0000	4014.0000	3512.0000	%15,4 ▲	2,1
11.05.2021	ETH/USDT	Long	Margin	3960.0000	4290.0000	4500.0000	4650.0000	4800.0000	4014.0000	3512.0000	%4,1 ▲	0,7
13.05.2021	BTC/USDT	Long	Margin	49700.0000	54950.0000	57900.0000	60999.0000	63700.0000		46200.0000	-%21,1 ▼	3,2
17.05.2021	ETH/USDT	Long	Margin	3350.0000	5000.0000	5200.0000	5300.0000	5600.0000	2179.5800	2683.0000	-%34,9 ▼	2,7
21.05.2021	ETH/USDT	Long	Margin	2475.0000	3600.0000	4000.0000	4400.0000	4800.0000	2349.7500	2150.0000	-%5,1 ▼	0,2
27.05.2021	BTC/USDT	Long	Margin	38350.0000	41000.0000	42000.0000	42500.0000	43000.0000	39000.0000	36000.0000	%5,1 ▲	0,3
27.05.2021	ETH/USDT	Long	Margin	2720.0000	3000.0000	3100.0000	3150.0000	3200.0000	2771.0000	2522.0000	%1,9 ▲	0,3
31.05.2021	BTC/USDT	Long	Margin	34450.0000	36190.0000	36500.0000	36870.0000	37290.0000		33188.0000	%35,1 ▲	0,2
31.05.2021	ETH/USDT	Long	Margin	2495.0000	2820.0000	3100.0000	3300.0000	3618.0000		2297.0000	%39,1 ▲	3,0
10.06.2021	ETH/USDT	Long	Margin	2546.0000	2872.0000	3000.0000	3150.0000	3239.0000	2455.0000	2270.0000	-%7,1 ▼	0,3
21.06.2021	BTC/USDT	Long	Margin	35750.0000	38090.0000	39500.0000	40000.0000	40800.0000		34069.0000	-%18,8 ▼	0,8
22.06.2021	BTC/USDT	Long	Margin	31500.0000	34758.0000	38000.0000	39000.0000	42000.0000		28400.0000	%20,7 ▲	1,1
28.06.2021	ETH/USDT	Long	Margin	2044.0000	2520.0000	2690.0000	2800.0000	2918.0000	2157.0000	1698.0000	%11,1 ▲	3,0
29.06.2021	BTC/USDT	Long	Margin	34550.0000	40000.0000	49000.0000	54500.0000	59690.0000		28955.0000	%31,5 ▲	27,1
6.07.2021	ETH/USDT	Long	Margin	2302.0000	2499.0000	2666.0000	2769.0000	2849.0000		2148.0000	-%26,8 ▼	1,7
21.07.2021	ETH/USDT	Long	Margin	1901.0000	2019.0000	2148.0000	2437.0000	2636.0000		1837.0000	%154,7 ▲	15,9
22.07.2021	BTC/USDT	Long	Margin	32250.0000	46000.0000	52000.0000	56000.0000	64000.0000		28955.0000	%85,3 ▲	17,7
15.08.2021	ETH/USDT	Long	Margin	3152.5000	3306.0000	3445.0000	3690.0000	3980.0000		3016.0000	%14,6 ▲	0,9
21.08.2021	BTC/USDT	Short	Margin	49450.0000	46800.0000	45300.0000	42000.0000	39000.0000		51040.0000	%26,8 ▲	4,7

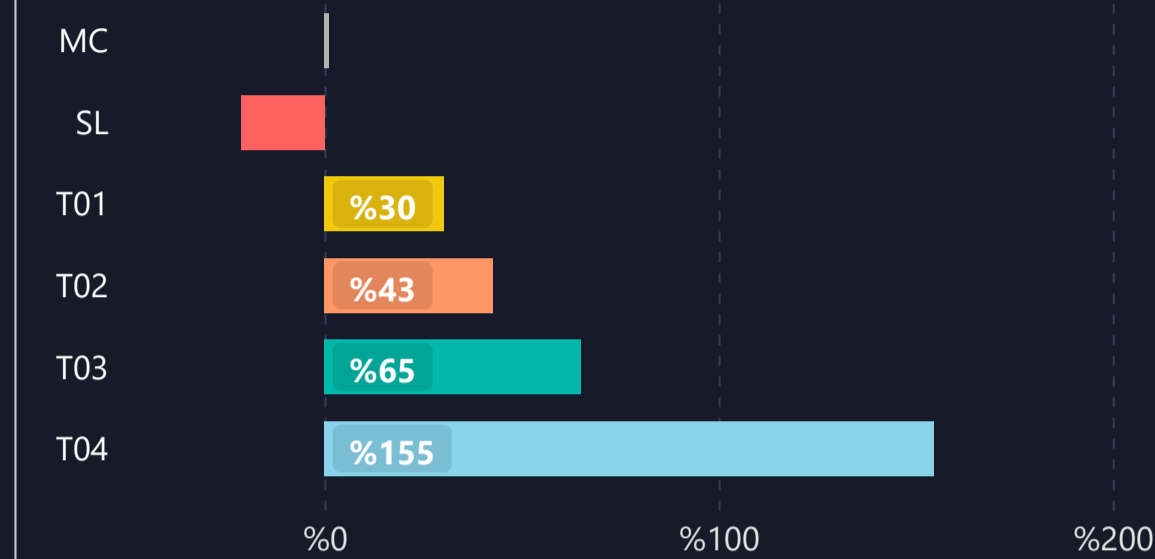


# DETAILED STATS OF TARGETS (T1, T2, T3 etc.)

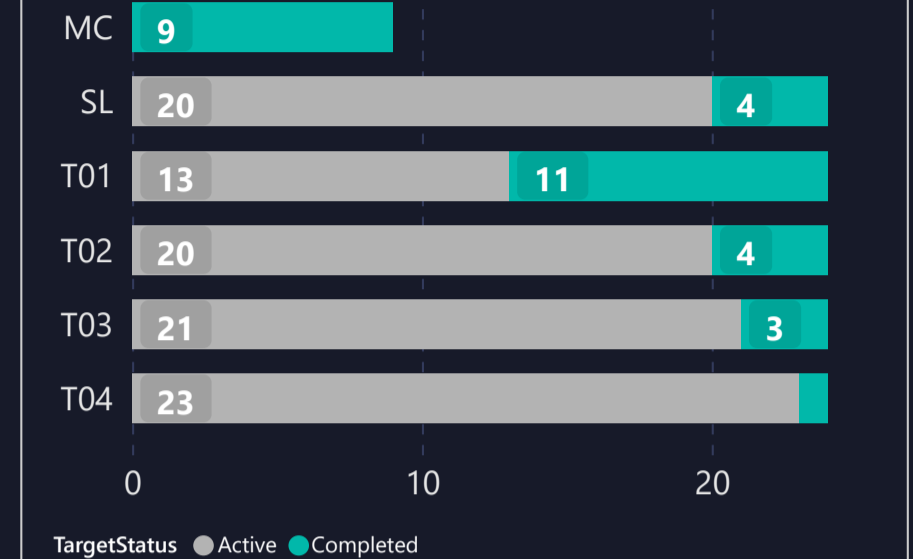
### AVERAGE DAYS TO HIT TARGETS



### AVERAGE PROFIT PER TARGET



### INDIVIDUAL TARGETS STATUS



# TARGET DURATION vs PROFIT/LOSS SCATTER CHART

Targets ● MC ● SL ● T01 ● T02 ● T03 ● T04

