

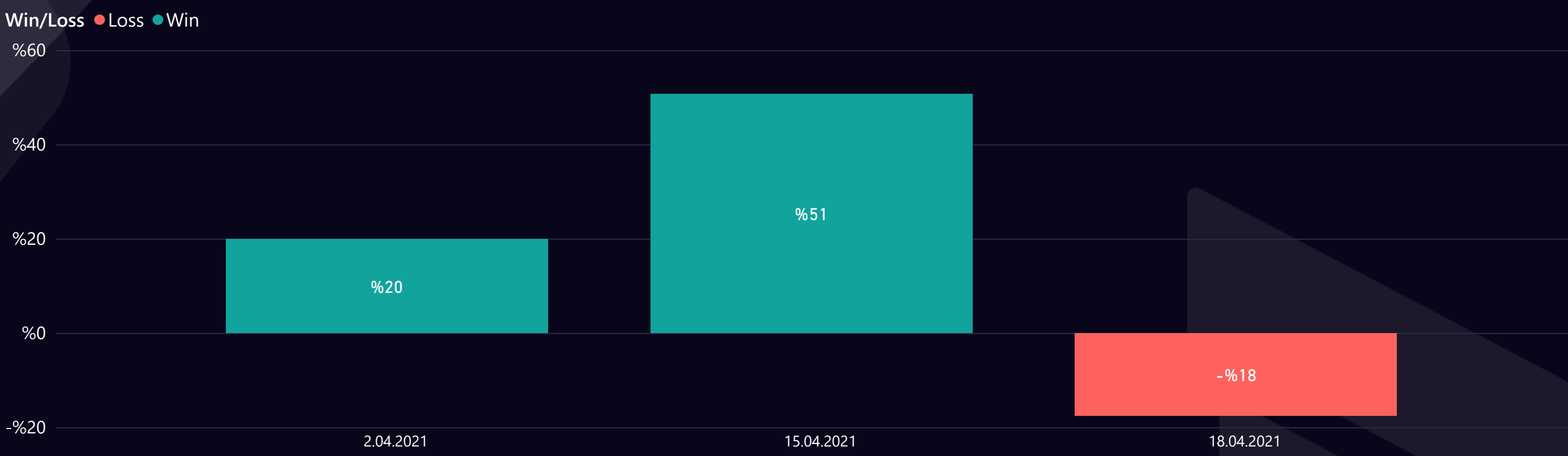


2021 APRIL MY BTCÐ REPORT

TOTAL PROFIT
%53

Success Rate <p>%66.7</p>	ROI <p>%15</p>	Completed Trades <p>3 # of Signals %53 Total Profit</p>	Win Trades <p>2 # of Trades %71 Win Profit</p>	Loss Trades <p>1 # of Trades -%18 Loss Rate</p>
--	---------------------------------	--	---	--

WIN & LOSS CHART



TOP WIN & LOSS ORDERS

Date	Pair	Order Profit	Tot. Dur. (days)	Order Target
15.04.2021	ETH/USDT	%50,7	2,0	T02
2.04.2021	ETH/USDT	%19,9	1,0	MC

Date	Pair	Order Loss	Tot. Dur. (days)
18.04.2021	BTC/USDT	-%17,6	0,6

JOIN OUR VIP SERVICES

Bitmex&Bybit VIP
Daily Signals

- 1 month - Silver Membership
- 6 months - Gold Membership
- 12 months - Platinum Membership
- Join the ParadiseFamilyVIP

[Contact Us](#)

Account Management
No time to trade ?

- Use our API auto trading extra package
- Money stays on your account
- Trailing stop loss and take profit included

[JOIN NOW](#)

Binance VIP
Daily Signals

- 1 month - Silver Membership
- 6 months - Gold Membership
- 12 months - Platinum Membership
- Join the ParadiseFamilyVIP

[Contact Us](#)



www.mycryptoparadise.com



/MyCryptoParadise



@_MCP_Signals



/mycryptoparadise



/mycryptoparadise



@MCP_Binance
@MCP_bitmex



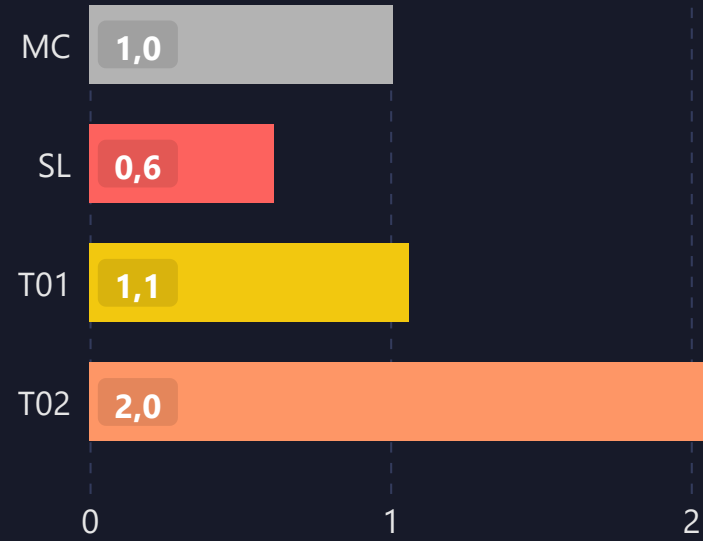
LIST OF ALL TRADES

Signal Date	Pair	Direction	Type	Buy Rate	Target 1	Target 2	Target 3	Target 4	Man. Close	Stop Loss	P&L	Dur. (days)
1.04.2021	ETH/USDT	Long	Margin	1955.6000	2189.0000	2369.0000	2484.0000	2602.0000	2053.0000	1874.0000	%19,9 ▲	1,0
13.04.2021	ETH/USDT	Long	Margin	2210.0000	2369.0000	2490.0000	2590.0000	2690.0000		2127.0000	%50,7 ▲	2,0
17.04.2021	BTC/USDT	Long	Margin	60650.0000	63100.0000	65500.0000	69000.0000	71264.0000		57100.0000	-%17,6 ▼	0,6

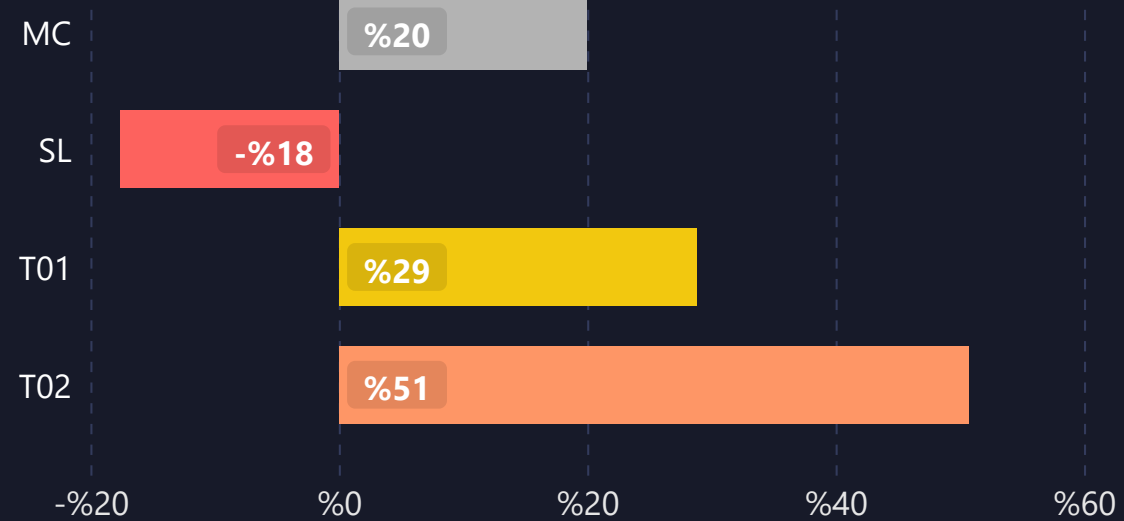


DETAILED STATS OF TARGETS (T1, T2, T3 etc.)

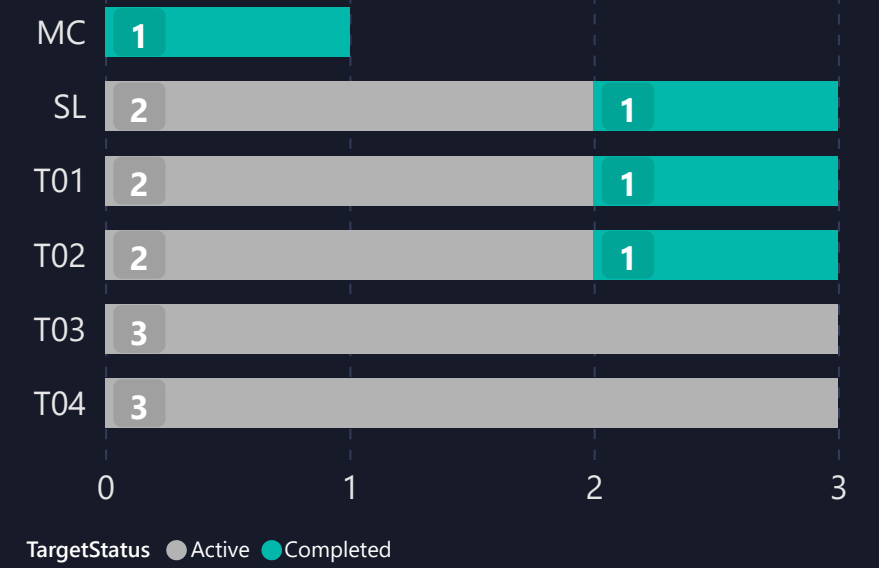
AVERAGE DAYS TO HIT TARGETS



AVERAGE PROFIT PER TARGET



INDIVIDUAL TARGETS STATUS



TARGET DURATION vs PROFIT/LOSS SCATTER CHART

Targets ● MC ● SL ● T01 ● T02

