

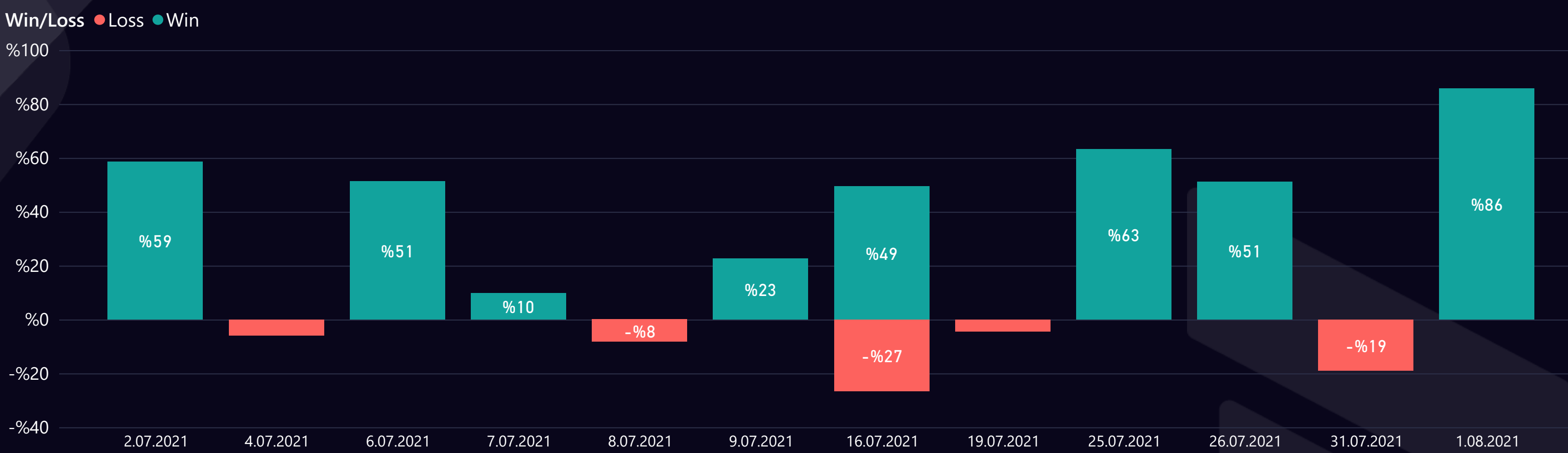


2021 JULY BINANCE REPORT

TOTAL PROFIT
%328

Success Rate %64,7	ROI %12	Completed Trades 17 # of Signals %328 Total Profit	Win Trades 11 # of Trades %392 Win Profit	Loss Trades 6 # of Trades -%64 Loss Rate
----------------------------------	--------------------------	---	--	---

WIN & LOSS CHART



TOP WIN & LOSS ORDERS

Date	Pair	Order Profit	Tot. Dur. (days)	Order Target
25.07.2021	ADX/BTC	%63,3	18,0	T03
2.07.2021	POWR/BTC	%58,6	2,9	T04
1.08.2021	FLM/USDT	%51,7	10,4	T04
26.07.2021	BTC/USDT	%51,1	7,0	T01
16.07.2021	YFII/BTC	%49,4	17,8	T03

Date	Pair	Order Loss	Tot. Dur. (days)
16.07.2021	CRV/USDT	-%20,9	11,9
31.07.2021	OAX/BTC	-%19,0	31,0
8.07.2021	RUNE/BTC	-%8,2	1,0
4.07.2021	DGB/BTC	-%5,9	3,6
16.07.2021	ATM/BTC	-%5,8	2,4

JOIN OUR VIP SERVICES

Bitmex&Bybit VIP
Daily Signals

- 1 month - Silver Membership
- 6 months - Gold Membership
- 12 months - Platinum Membership
- Join the ParadiseFamilyVIP

[Contact Us](#)

Account Management
No time to trade ?

- Use our API auto trading extra package
- Money stays on your account
- Trailing stop loss and take profit included

[JOIN NOW](#)

Binance VIP
Daily Signals

- 1 month - Silver Membership
- 6 months - Gold Membership
- 12 months - Platinum Membership
- Join the ParadiseFamilyVIP

[Contact Us](#)



www.mycryptoparadise.com



/MyCryptoParadise



@_MCP_Signals



/mycryptoparadise



/mycryptoparadise



@MCP_Binance
@MCP_bitmex



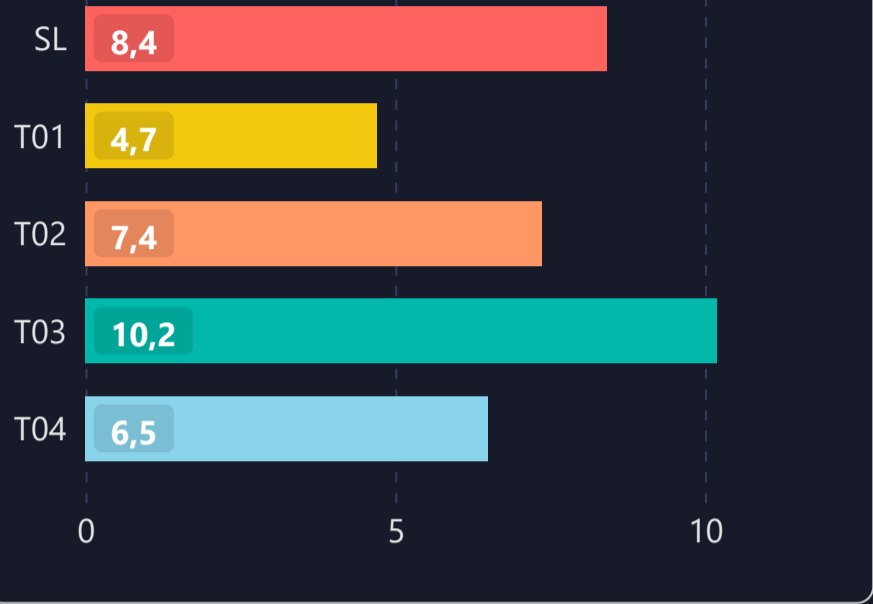
LIST OF ALL TRADES

Signal Date	Pair	Direction	Type	Buy Rate	Target 1	Target 2	Target 3	Target 4	Man. Close	Stop Loss	P&L	Dur. (days)
28.06.2021	1INCH/USDT	Long	Spot	2.4600	2.8400	3.2600	3.6400	3.8900		2.0000	%15,4 ▲	8,6
28.06.2021	YFII/BTC	Long	Spot	0.05349000	0.05850000	0.06369000	0.07990000	0.08750000		0.04740000	%49,4 ▲	17,8
29.06.2021	POWR/BTC	Long	Spot	0.00000435	0.00000509	0.00000564	0.00000619	0.00000690		0.00000361	%58,6 ▲	2,9
30.06.2021	AAVE /BTC	Long	Spot	0.00664850	0.00761900	0.00796000	0.00821400	0.00902900		0.00558000	%35,8 ▲	6,1
30.06.2021	DGB/BTC	Long	Spot	0.00000135	0.00000141	0.00000148	0.00000152	0.00000156		0.00000127	-%5,9 ▼	3,6
30.06.2021	OAX/BTC	Long	Spot	0.00000374	0.00000433	0.00000474	0.00000550	0.00000690		0.00000303	-%19,0 ▼	31,0
4.07.2021	CRV/USDT	Long	Spot	1.8200	2.1700	2.3900	2.7900	3.1900		1.4400	-%20,9 ▼	11,9
5.07.2021	LINK/BTC	Long	Spot	0.00054800	0.00060130	0.00065100	0.00068000	0.00072369		0.00049969	%9,7 ▲	2,2
7.07.2021	ADX/BTC	Long	Spot	0.00001096	0.00001418	0.00001690	0.00001790	0.00001954		0.00000950	%63,3 ▲	18,0
7.07.2021	RUNE/BTC	Long	Spot	0.00021750	0.00024500	0.00027990	0.00029999	0.00032190		0.00019963	-%8,2 ▼	1,0
8.07.2021	DOGE/USDT	Short	Futures	0.2120	0.1960	0.1900	0.1850	0.1780		0.2198	%22,6 ▲	0,8
14.07.2021	ATM/BTC	Long	Spot	0.00003055	0.00003455	0.00003669	0.00003890	0.00004200		0.00002879	-%5,8 ▼	2,4
19.07.2021	AAVE/USDT	Long	Spot	255.0000	283.0000	295.0000	324.0000	344.0000		243.8000	-%4,4 ▼	0,6
19.07.2021	BTC/USDT	Long	Port. Div.	30500.0000	38300.0000						%51,1 ▲	7,0
22.07.2021	FLM/USDT	Long	Spot	0.3295	0.3690	0.3980	0.4390	0.5000		0.2891	%51,7 ▲	10,4
22.07.2021	UNI/USDT	Long	Spot	17.5000	19.6690	20.9990	21.7900	23.3040		15.7980	%24,5 ▲	9,6
29.07.2021	XEM/USDT	Long	Spot	0.1640	0.1795	0.1995	0.2210	0.2390		0.1468	%9,5 ▲	2,7

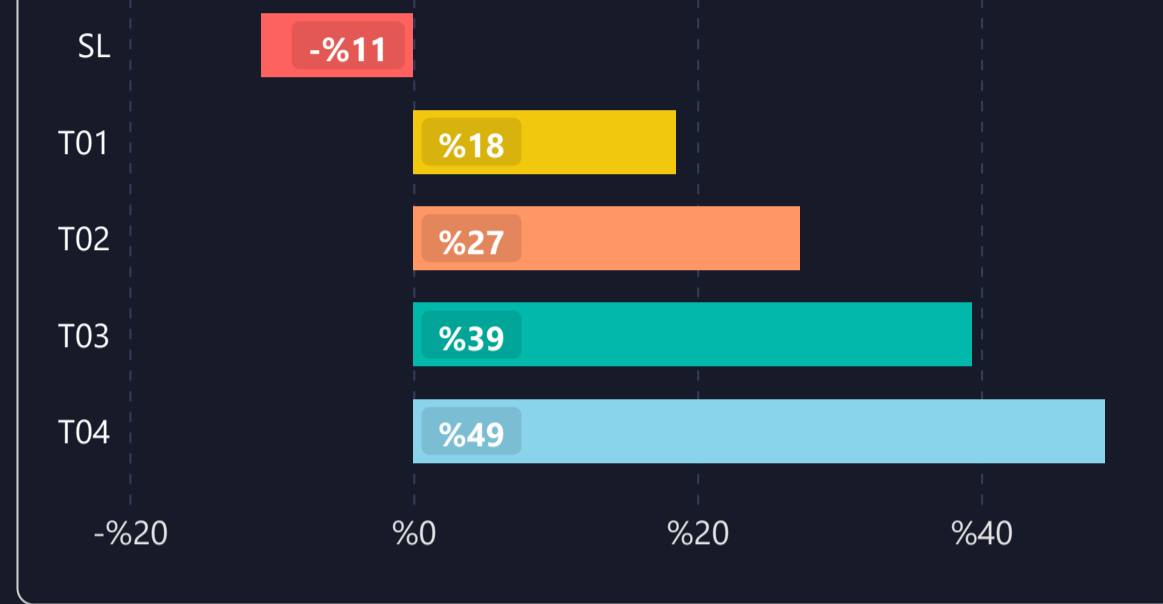


DETAILED STATS OF TARGETS (T1, T2, T3 etc.)


AVERAGE DAYS TO HIT TARGETS



AVERAGE PROFIT PER TARGET



INDIVIDUAL TARGETS STATUS



TARGET DURATION vs PROFIT/LOSS SCATTER CHART

Targets ● SL ● T01 ● T02 ● T03 ● T04

