

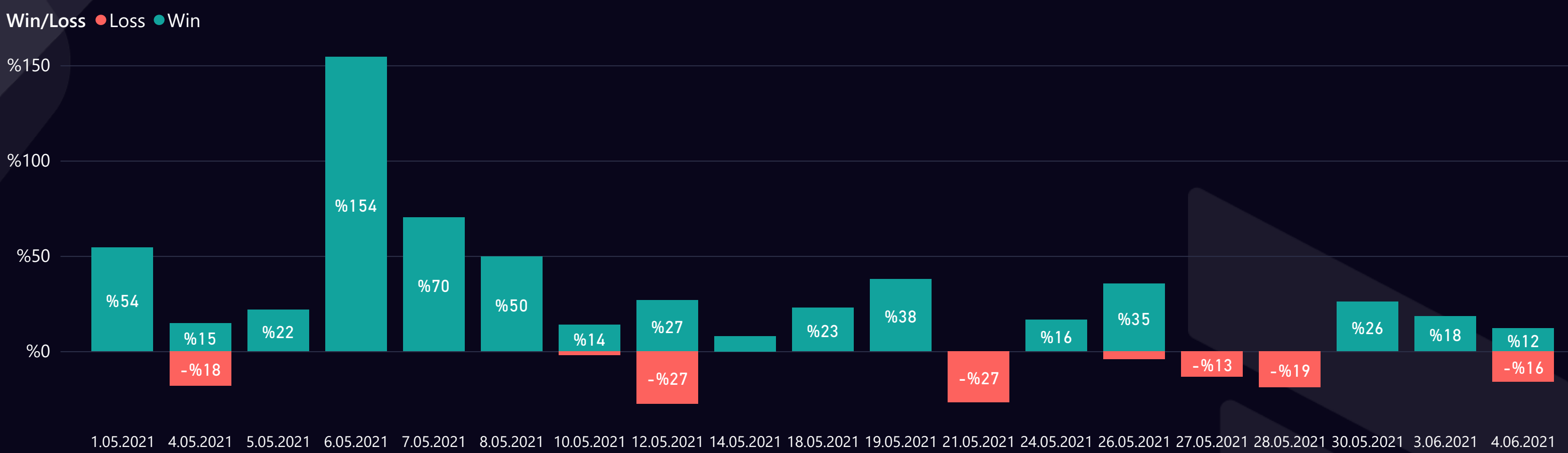


2021 MAY BINANCE REPORT

TOTAL PROFIT
%455

Success Rate %65.0	ROI %9	Completed Trades 40 # of Signals %455 Total Profit	Win Trades 26 # of Trades %582 Win Profit	Loss Trades 14 # of Trades -%126 Loss Rate
----------------------------------	-------------------------	--	---	--

WIN & LOSS CHART



TOP WIN & LOSS ORDERS

Date	Pair	Order Profit	Tot. Dur. (days)	Order Target
6.05.2021	EOS/BTC	%66,5	1,1	T03
6.05.2021	EOS/USDT	%48,0	7,5	T04
1.05.2021	CHR/USDT	%43,4	4,6	T03
6.05.2021	BNB/USDT	%39,7	17,7	T01
19.05.2021	XRP/BTC	%37,9	4,3	T03

Date	Pair	Order Loss	Tot. Dur. (days)
28.05.2021	HNT/USDT	-%18,7	0,0
4.05.2021	FIL/USDT	-%18,0	2,8
21.05.2021	KAVA/BTC	-%13,7	4,3
21.05.2021	RUNE/BTC	-%13,0	1,5
12.05.2021	ALGO/USDT	-%11,9	4,2

JOIN OUR VIP SERVICES

Bitmex&Bybit VIP
Daily Signals

- 1 month - Silver Membership
- 6 months - Gold Membership
- 12 months - Platinum Membership
- Join the ParadiseFamilyVIP

[Contact Us](#)

Account Management
No time to trade ?

- Use our API auto trading extra package
- Money stays on your account
- Trailing stop loss and take profit included

[JOIN NOW](#)

Binance VIP
Daily Signals

- 1 month - Silver Membership
- 6 months - Gold Membership
- 12 months - Platinum Membership
- Join the ParadiseFamilyVIP

[Contact Us](#)



www.mycryptoparadise.com



/MyCryptoParadise



@_MCP_Signals



/mycryptoparadise



/mycryptoparadise



@MCP_Binance
@MCP_bitmex



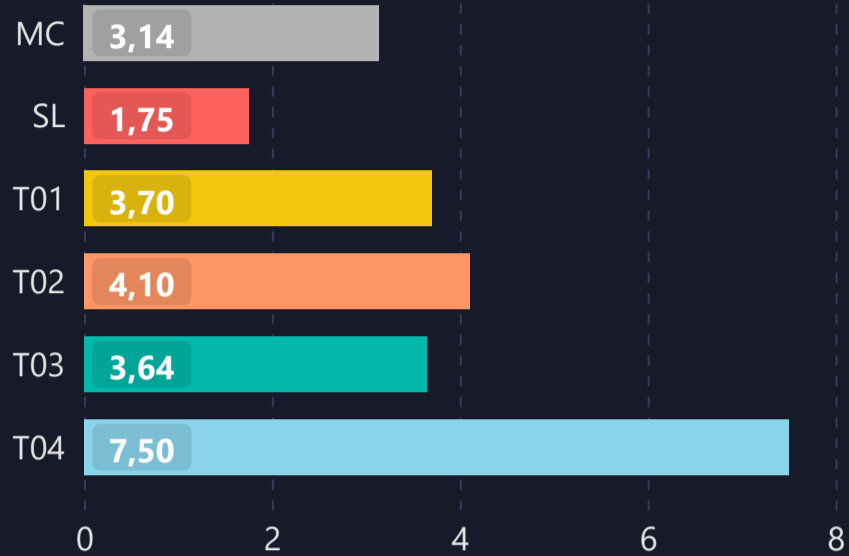
LIST OF ALL TRADES

Signal Date	Pair	Direction	Lev	Buy Rate	Target 1	Target 2	Target 3	Target 4	Man. Close	Stop Loss	P&L	Dur. (days)
18.04.2021	BNB/USDT	Long	1	463.0000	647.0000						%39,7 ▲	17,7
26.04.2021	CHR/USDT	Long	1	0.2860	0.3497	0.3900	0.4100	0.5200		0.2239	%43,4 ▲	4,6
26.04.2021	YFI/USDT	Long	1	43300.0000	48333.0000	49681.0000	67900.0000	79469.0000		37290.0000	%14,7 ▲	8,1
28.04.2021	EOS/USDT	Long	1	5.8500	6.5800	7.6000	8.1000	8.6600		4.9900	%48,0 ▲	7,5
29.04.2021	1INCH/USDT	Long	1	5.7500	6.9829	9.6900	11.9000	14.4100		4.6900	%21,4 ▲	8,4
29.04.2021	SUSHI/BTC	Long	1	0.00002685	0.00002799	0.00005490	0.00006660	0.00007780		0.00001969	%4,2 ▲	8,3
30.04.2021	CRV/USDT	Long	1	3.2250	3.7040	4.5000	5.1000	6.1900		2.5270	%14,9 ▲	7,8
1.05.2021	FIL/USDT	Long	2	162.6500	171.9000	183.9000	236.0000	249.0000		148.0000	-%18,0 ▼	2,8
1.05.2021	HBAR/USDT	Long	1	0.2965	0.3290	0.3590	0.3870	0.4370		0.2720	%11,0 ▲	0,2
2.05.2021	ATOM/USDT	Long	1	22.5000	28.2600	34.0000	39.0000	49.0000		17.0000	%25,6 ▲	5,2
2.05.2021	LTC/USDT	Long	1	270.5000	329.0000	420.0000	490.0000	569.0000		231.0000	%21,6 ▲	2,6
2.05.2021	LTC/USDT	Long	1	274.5000	347.6600	420.0000	490.0000	569.0000		231.0000	%26,7 ▲	10,8
5.05.2021	EOS/BTC	Long	1	0.00001315	0.00001669	0.00001999	0.00002190	0.00002399		0.00001096	%66,5 ▲	1,1
5.05.2021	XRP/USDT	Long	1	1.5950	1.8980	2.3760	2.6900	2.9850	1.5639	1.3430	-%1,9 ▼	4,9
6.05.2021	BTT/USDT	Long	1	0.0077	0.0091	0.0122	0.0160	0.0190		0.0067	%18,8 ▲	0,5
6.05.2021	XLM/BTC	Long	1	0.00001125	0.00001339	0.00001479	0.00001620	0.00001769	0.00001206	0.00001042	%7,2 ▲	3,7
7.05.2021	ALGO/USDT	Long	1	1.6500	1.9900	2.2000	2.3700	2.4900		1.4540	-%11,9 ▼	4,2
8.05.2021	1INCH/USDT	Long	2	6.9500	7.7700	8.1900	8.8900	9.4700		6.2500	%23,6 ▲	0,4
8.05.2021	WRX/USDT	Long	1	2.5100	2.7900	2.9000	3.0500	3.1900		2.2630	%11,2 ▲	0,1
9.05.2021	LTC/USDT	Long	1	367.0000	475.0000	569.0000	625.0000	699.0000	391.5300	315.0000	%6,7 ▲	1,1
12.05.2021	1INCH/USDT	Long	1	6.6750	7.5550	8.7770	9.4900	10.4170	6.1448	5.8000	-%7,9 ▼	0,1
12.05.2021	EOS/USDT	Long	1	12.5950	13.7900	14.7800	15.6800	16.9000		11.6300	-%7,7 ▼	0,1
13.05.2021	ALICE/USDT	Long	1	11.7125	13.8800	15.2200	17.2200	19.5400	12.3400	9.5000	%5,4 ▲	5,2
13.05.2021	LIT/USDT	Long	1	6.7350	7.6300	8.4200	9.8800	11.2100	7.2680	5.9600	%7,9 ▲	1,2
14.05.2021	XRP/BTC	Long	1	0.00002755	0.00003089	0.00003489	0.00003799	0.00004199		0.00002363	%37,9 ▲	4,3
17.05.2021	KAVA/BTC	Long	1	0.00010848	0.00013396	0.00014800	0.00015900	0.00017499	0.00009363	0.00009712	-%13,7 ▼	4,3
17.05.2021	SUSHI/BTC	Long	1	0.00003720	0.00004990	0.00005799	0.00006399	0.00006985	0.00004364	0.00003327	%17,3 ▲	1,2
18.05.2021	SKL/USDT	Long	1	0.5050	0.6400	0.7380	0.8400	0.9850	0.4840	0.4330	-%4,2 ▼	8,2
20.05.2021	BAND/USDT	Long	1	10.1500	13.4800	17.1500	19.5800	23.0000	9.1200	6.8270	-%10,1 ▼	6,1
20.05.2021	RUNE/BTC	Long	1	0.00032350	0.00038900	0.00040600	0.00041900	0.00047615		0.00028130	-%13,0 ▼	1,5
23.05.2021	SOL/USDT	Long	1	25.5000	29.6980	41.0000	47.0000	53.0000		20.6960	%16,5 ▲	1,2
26.05.2021	CHZ/USDT	Long	1	0.3130	0.3799	0.4980	0.5500	0.6000	0.3030	0.2300	-%3,2 ▼	0,9
26.05.2021	MATIC/USDT	Long	1	1.7650	2.3900	2.9900	3.3900	3.9600		1.3000	%35,4 ▲	0,6
28.05.2021	HNT/USDT	Short	2	20.3000	18.1500	17.0000	16.5000	15.4000		22.2000	-%18,7 ▼	0,0
29.05.2021	AXS/USDT	Short	1	5.8000	5.0400	4.5000	4.3000	4.1000		6.5000	%25,9 ▲	0,7
2.06.2021	ALICE/USDT	Long	1	6.8000	7.5800	8.4400	8.9000	9.4000	6.3800	6.1600	-%6,2 ▼	2,0
2.06.2021	ETC/USDT	Long	1	68.2000	78.9000	82.6000	84.9000	89.0000		65.0000	-%4,7 ▼	1,8
2.06.2021	OCEAN/USDT	Long	1	0.6600	0.7900	0.8600	0.9000	0.9600	0.6260	0.5900	-%5,2 ▼	1,8
2.06.2021	SOL/USDT	Long	1	33.7500	39.9000	42.0000	45.0000	47.0000		29.4000	%18,2 ▲	1,1
3.06.2021	THETA/BTC	Long	1	0.00022850	0.00025590	0.00029000	0.00032000	0.00034990		0.00020757	%12,0 ▲	0,7

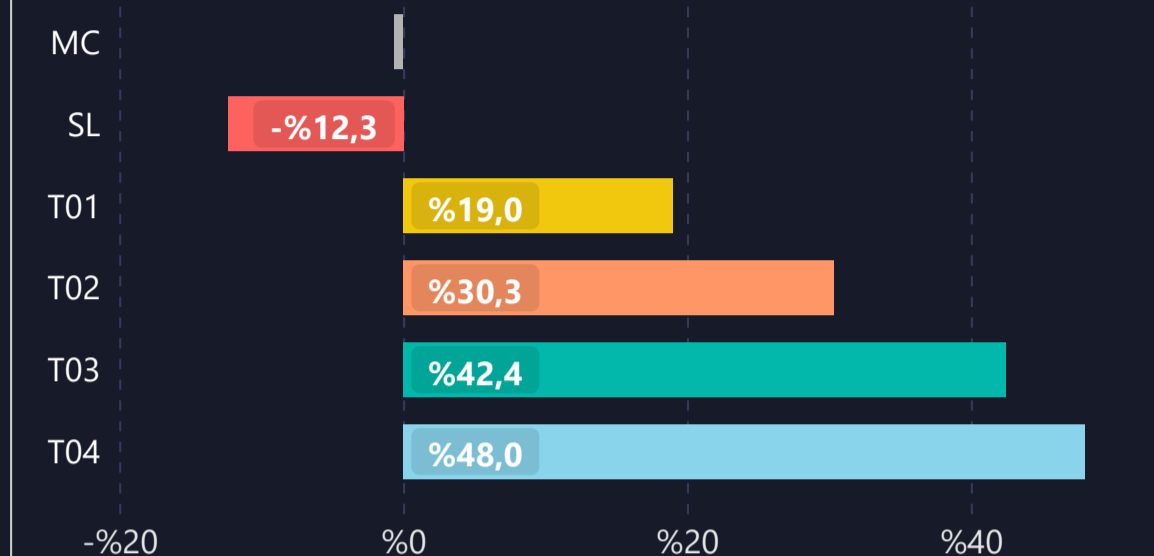


DETAILED STATS OF TARGETS (T1, T2, T3 etc.)

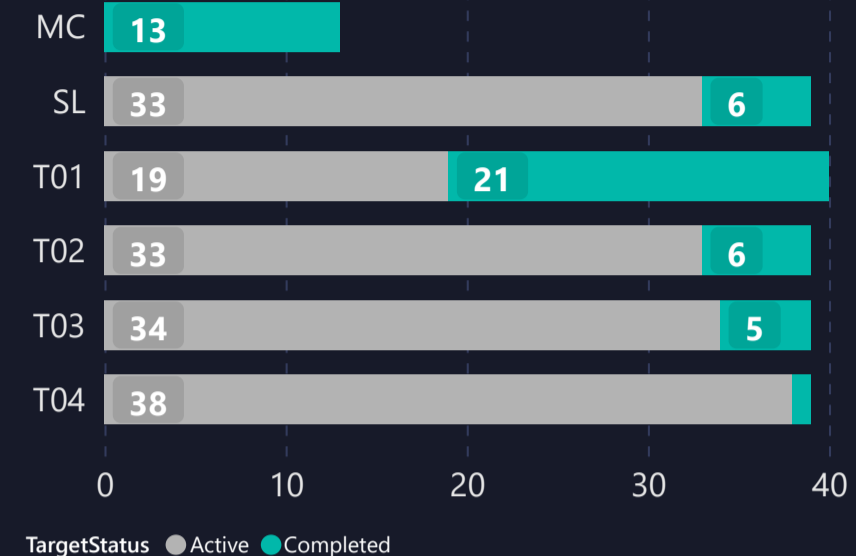
AVERAGE DAYS TO HIT TARGETS



AVERAGE PROFIT PER TARGET



INDIVIDUAL TARGETS STATUS



TARGET DURATION vs PROFIT/LOSS SCATTER CHART

Targets ● MC ● SL ● T01 ● T02 ● T03 ● T04

