

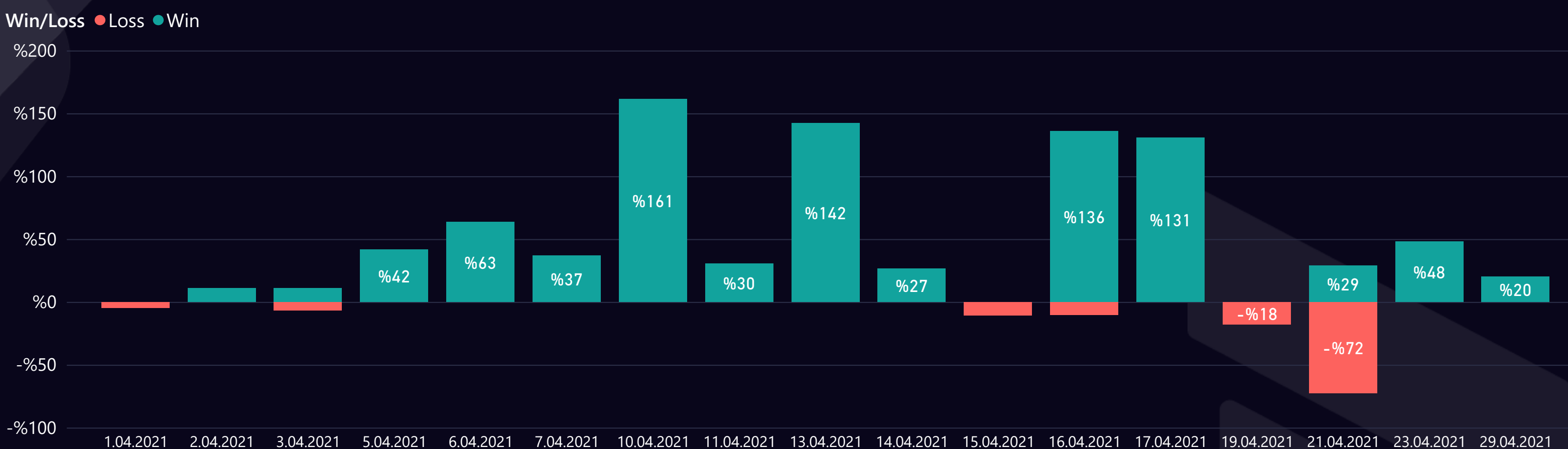


2021 APRIL BINANCE REPORT

TOTAL PROFIT
%766

Success Rate %73.3	ROI %39	Completed Trades 30 / # of Signals %766 / Total Profit	Win Trades 22 / # of Trades %889 / Win Profit	Loss Trades 8 / # of Trades -%123 / Loss Rate
----------------------------------	--------------------------	---	--	--

WIN & LOSS CHART



TOP WIN & LOSS ORDERS

Date	Pair	Order Profit	Tot. Dur. (days)	Order Target
10.04.2021	BNB/USDT	%161,5	14,0	T04
13.04.2021	BNB/USDT	%142,5	17,5	T02
17.04.2021	LTC/USDT	%93,3	9,5	T03
23.04.2021	DOGE/USDT	%48,1	2,9	T03
16.04.2021	LTC/USDT	%46,3	12,0	T02

Date	Pair	Order Loss	Tot. Dur. (days)
21.04.2021	REN/USDT	-%26,7	4,5
21.04.2021	DODO/USDT	-%24,3	6,0
21.04.2021	TFUEL/USDT	-%21,4	4,5
19.04.2021	ATM/USDT	-%17,9	5,8
15.04.2021	AAVE/USDT	-%10,7	0,3

JOIN OUR VIP SERVICES

Bitmex&Bybit VIP
Daily Signals

- 1 month - Silver Membership
- 6 months - Gold Membership
- 12 months - Platinum Membership
- Join the ParadiseFamilyVIP

[Contact Us](#)

Account Management
No time to trade ?

- Use our API auto trading extra package
- Money stays on your account
- Trailing stop loss and take profit included

[JOIN NOW](#)

Binance VIP
Daily Signals

- 1 month - Silver Membership
- 6 months - Gold Membership
- 12 months - Platinum Membership
- Join the ParadiseFamilyVIP

[Contact Us](#)



www.mycryptoparadise.com



/MyCryptoParadise



@_MCP_Signals



/mycryptoparadise



/mycryptoparadise



@MCP_Binance
@MCP_bitmex



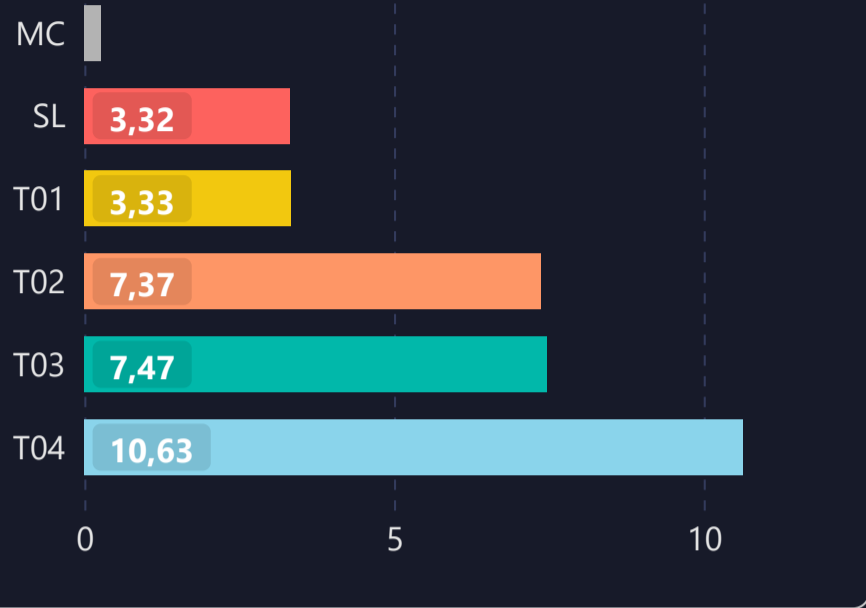
LIST OF ALL TRADES

Signal Date	Pair	Direction	Lev	Buy Rate	Target 1	Target 2	Target 3	Target 4	Man. Close	Stop Loss	P&L	Dur. (days)
26.03.2021	BNB/USDT	Long	1	245.0000	334.9690	594.0400					%142,5 ▲	17,5
27.03.2021	BNB/USDT	Long	2	259.5000	295.4000	335.5000	404.0000	469.0000		225.0000	%161,5 ▲	14,0
27.03.2021	YFI/USDT	Long	1	32800.0000	37440.0000	40069.0000	46951.0000	52769.0000	0.0000	28169.0000	%22,2 ▲	9,7
28.03.2021	MKR/USDT	Long	1	2180.0000	2420.0000	2899.0000	3079.0000	3683.0000	0.0000	1950.0000	%11,0 ▲	5,4
30.03.2021	XEM/USDT	Long	1	0.3850	0.4400	0.5300	0.6100	0.6900		0.3200	%14,3 ▲	7,1
31.03.2021	AAVE/USDT	Long	1	377.0000	418.8400	462.4600	531.1000	569.0000		328.7000	%11,1 ▲	2,5
1.04.2021	KSM/USDT	Long	1	485.0000	544.0000	596.0000	669.0000	791.0000	462.2050	458.0000	-%4,7 ▼	0,3
2.04.2021	RSR/USDT	Long	1	0.0885	0.0987	0.1129	0.1219	0.1288		0.0824	-%6,9 ▼	0,9
3.04.2021	JST/USDT	Long	1	0.1245	0.1380	0.1469	0.1600	0.1690		0.1160	%28,5 ▲	2,0
4.04.2021	LTC/USDT	Long	1	197.5000	236.0000	289.0000	339.0000	399.7000		166.5200	%46,3 ▲	12,0
5.04.2021	LINK/USDT	Long	1	30.7500	34.0000	36.5000	39.9000	43.7000		28.6000	%10,6 ▲	1,6
5.04.2021	MDT/USDT	Long	1	0.0885	0.1000	0.1100	0.1200	0.1420		0.0784	%13,0 ▲	0,6
5.04.2021	XLM/USDT	Long	1	0.4550	0.5300	0.6000	0.8200	0.9900		0.3900	%16,5 ▲	0,5
5.04.2021	XMR/USDT	Long	1	261.5000	288.6900	329.3900	359.3600	393.4200		241.3100	%37,4 ▲	12,5
6.04.2021	XTZ/USDT	Long	1	6.1000	7.2900	8.6900	9.9900	11.4700		5.2000	%19,5 ▲	10,5
7.04.2021	JUV/USDT	Long	1	16.0000	21.9000	25.8000	27.9000	31.9400		12.5000	%36,9 ▲	0,9
7.04.2021	LTC/USDT	Long	2	217.5000	242.0000	286.0000	319.0000	359.0000		199.0000	%93,3 ▲	9,5
7.04.2021	XLM/USDT	Long	1	0.4600	0.5300	0.6000	0.8200	0.9900		0.4000	%30,4 ▲	3,9
9.04.2021	DASH/USDT	Long	1	269.5000	296.0000	325.0000	349.0000	369.0000		250.0000	%36,9 ▲	7,3
11.04.2021	XLM/USDT	Long	1	0.5450	0.6900	0.8200	0.8900	0.9800		0.4600	%26,6 ▲	3,5
12.04.2021	CHR/USDT	Long	1	0.3450	0.4590	0.5390	0.6200	0.6900		0.2780	%33,0 ▲	4,6
14.04.2021	AAVE/USDT	Short	1	397.5000	345.0000	335.0000	325.0000	301.0000		440.0000	-%10,7 ▼	0,3
14.04.2021	ATM/USDT	Long	1	11.2000	13.3900	15.9000	18.9000	21.9000		9.2000	-%17,9 ▼	5,8
15.04.2021	DODO/USDT	Long	1	4.8450	5.3900	6.0000	6.1100	6.2200		3.6660	-%24,3 ▼	6,0
15.04.2021	LINA/USDT	Long	1	0.1350	0.1470	0.1520	0.1600	0.1730		0.1210	-%10,4 ▼	1,1
17.04.2021	REN/USDT	Long	1	1.2000	1.4900	1.6900	1.8800	2.0900		0.8800	-%26,7 ▼	4,5
17.04.2021	TFUEL/USDT	Long	1	0.3945	0.4990	0.5500	0.6200	0.6690		0.3100	-%21,4 ▼	4,5
20.04.2021	COTI/USDT	Long	1	0.2950	0.3800	0.4400	0.4900	0.5600		0.2000	%28,8 ▲	0,8
20.04.2021	DOGE/USDT	Short	1	0.3850	0.3100	0.2500	0.2000	0.1470		0.4660	%48,1 ▲	2,9
26.04.2021	DODO/USDT	Long	1	3.1400	3.7770	4.4950	5.2960	6.1100		2.5330	%20,3 ▲	2,6

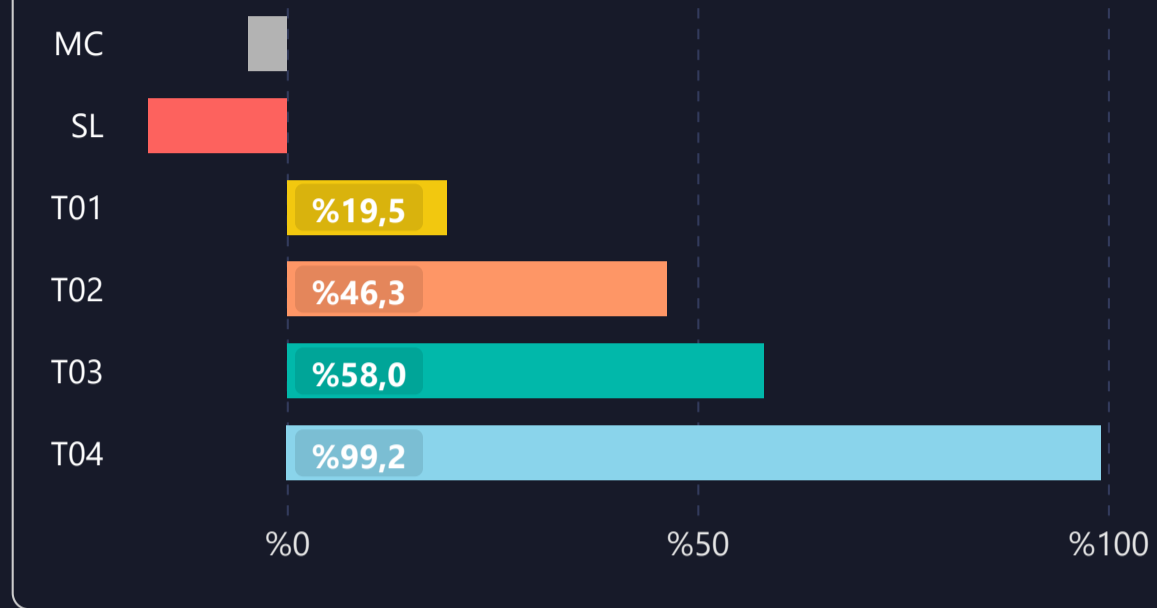


DETAILED STATS OF TARGETS (T1, T2, T3 etc.)

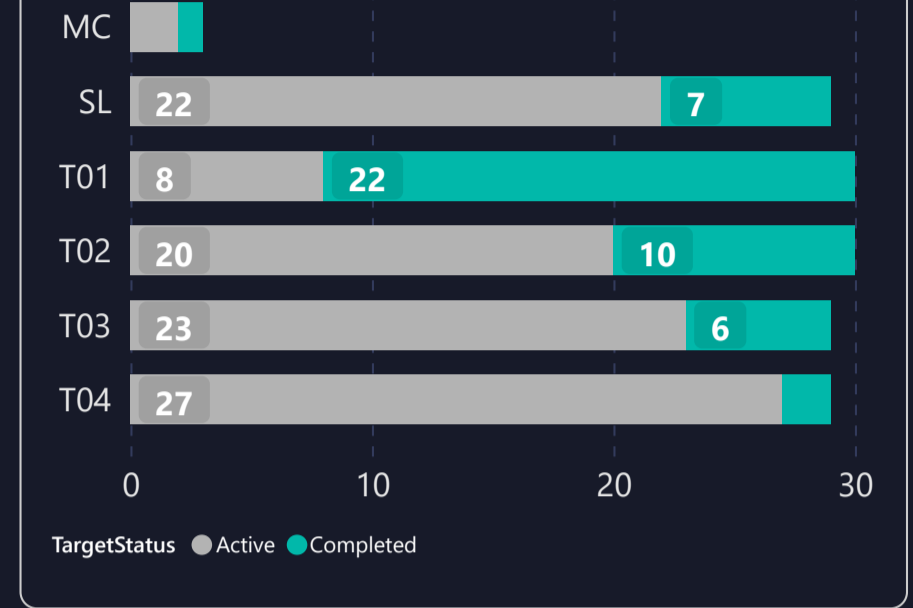
AVERAGE DAYS TO HIT TARGETS



AVERAGE PROFIT PER TARGET



INDIVIDUAL TARGETS STATUS



TARGET DURATION vs PROFIT/LOSS SCATTER CHART

Targets ● MC ● SL ● T01 ● T02 ● T03 ● T04

