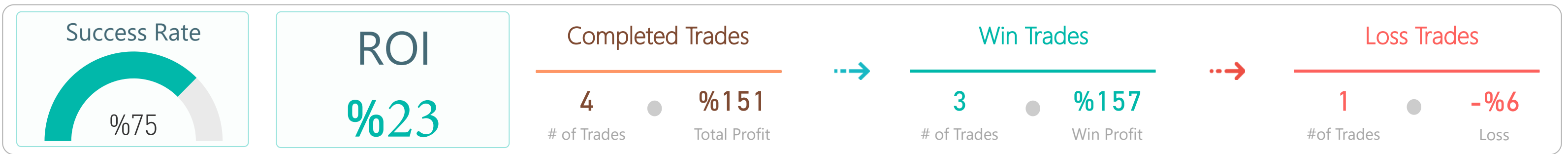




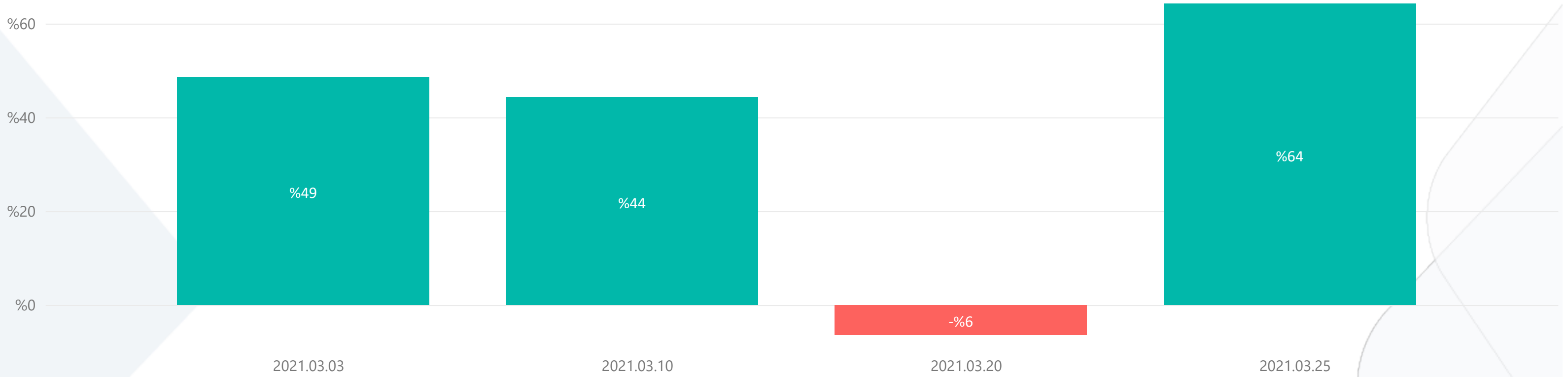
## BITMEX REPORT 2021 MARCH

TOTAL PROFIT  
**%151**



### 1) WIN & LOSS CHART

Win/Loss ● Loss ● Win



### 2) TOP WIN & LOSS TRADES

Date	Coin	Lev.	Buy Rate	Sell Rate	Profit	Dur. (hours)
25.03.2021	BTC	7,00	56150.0	51000.0	%64	26,3
3.03.2021	BTC	3,00	44750.0	56000.0	%49	63,9
10.03.2021	BTC	3,00	48450.0	59999.0	%44	118,7

Date	Currency	Lev.	Buy Rate	Sell Rate	Loss	Dur. (hours)
20.03.2021	BTC	4,00	58275.0	61750.0	-%6	87,6

# JOIN OUR VIP SERVICES

#### Bitmex&Bybit VIP Daily Signals

- 1 month - \$199
- 6 months - \$729
- 12 months - \$1299

Join the VIP Family

[Buy Now!](#)

#### Account Management No time to trade ?

Use our API auto trading extra package

- 1 month extra 40 bucks
- Money stays on your account
- Trailing stop loss and take profit included

Let us make you financially free

[BUY NOW!](#)

#### Binance VIP Daily Signals

- 1 month - \$199
- 6 months - \$729
- 12 months - \$1299

Join the VIP Family

[Buy Now!](#)



[www.mycryptoparadise.com](http://www.mycryptoparadise.com)



/MyCryptoParadise



@\_MCP\_Signals



/mycryptoparadise



/mycryptoparadise



@MCP\_Binance  
@MCP\_bitmex

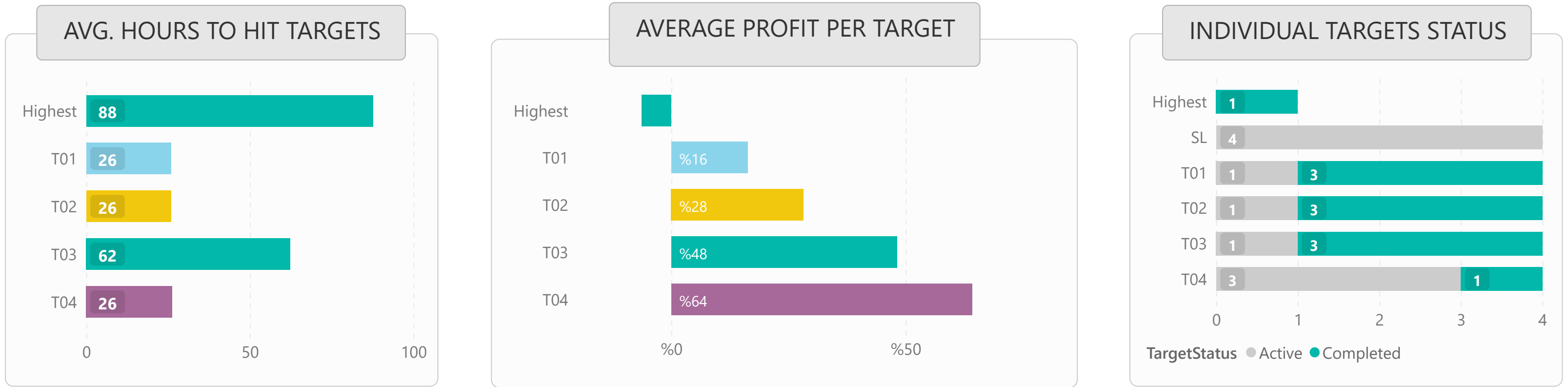


## LIST OF ALL TRADES

Signal Date	Currency	Lev.	Long/Short	Buy Rate	T1 Rate	T2 Rate	T3 Rate	T4 Rate	Manual Close	SL Rate	Final Profit/Loss	Duration (Hours)
1.03.2021	BTC/USD	3	Long	44750.0	46990.00	48990.00	52000.00	56000.00		42959.00	%49	63,9
5.03.2021	BTC/USD	3	Long	48450.0	49990.00	51190.00	55590.00	59999.00		46220.00	%44	118,7
17.03.2021	BTC/USD	4	Short	58275.0	54330.00	51000.00	49000.00	41000.00		61750.00	-%6	87,6
24.03.2021	BTC/USD	7	Short	56150.0	54200.00	53000.00	52000.00	51000.00		57410.00	%64	26,3



# 1) DETAILED STATS OF TARGETS (T1, T2, T3 etc.)



# 2) TARGET DURATION vs PROFIT/LOSS SCATTER CHART

