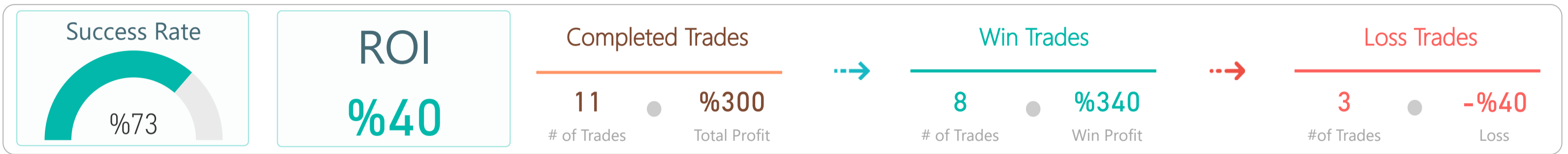


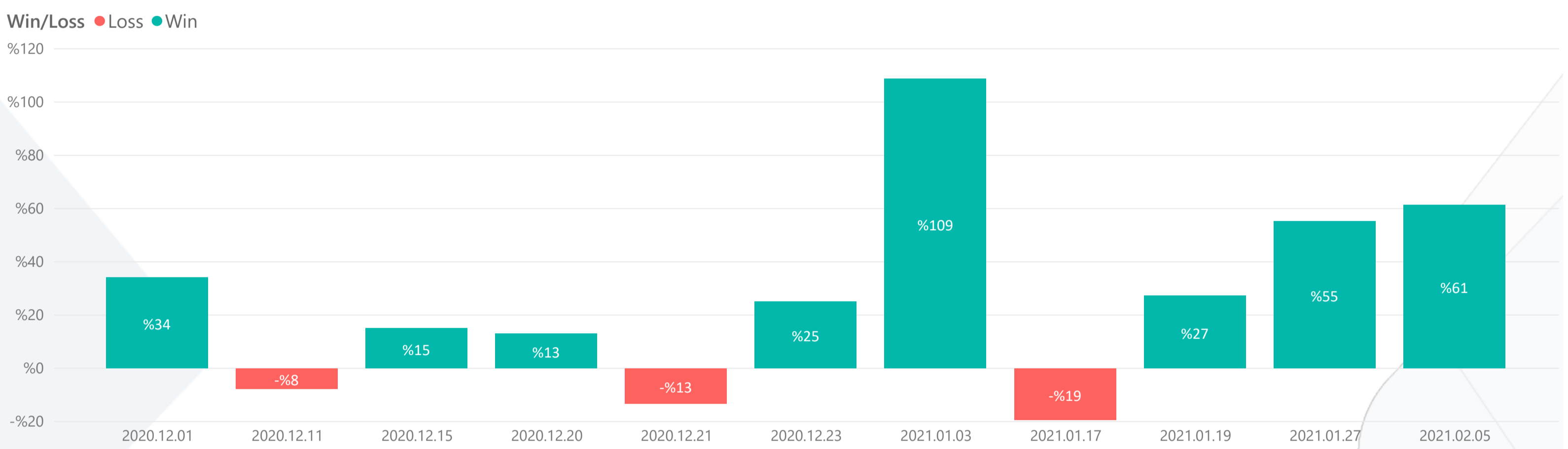


BITMEX REPORT 2020 DECEMBER - 2021 JANUARY

TOTAL PROFIT
%300



1) WIN & LOSS CHART



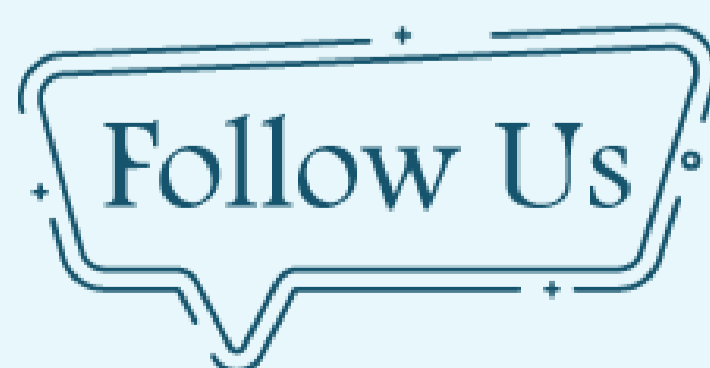
2) TOP WIN & LOSS TRADES

Date	Coin	Lev.	Buy Rate	Sell Rate	Profit	Dur. (hours)
3.01.2021	ETH	5,00	735.0	895.0	%109	101,7
5.02.2021	ETH	2,00	1334.0	1999.0	%61	90,9
27.01.2021	XBT	4,00	34350.0	27400.0	%55	50,5
1.12.2020	XBT	7,00	19460.0	17500.0	%34	0,7
19.01.2021	ETH	4,00	1242.0	1800.0	%27	34,6

Date	Currency	Lev.	Buy Rate	Sell Rate	Loss	Dur. (hours)
17.01.2021	ETH	6,00	1239.0	1199.0	-%19	21,6
21.12.2020	ETH	8,00	650.8	640.0	-%13	6,3
11.12.2020	BTC	7,00	18250.0	17900.0	-%8	5,4

JOIN OUR VIP SERVICES

Bitmex&Bybit VIP Daily Signals <ul style="list-style-type: none"> 1 month - \$199 6 months - \$729 12 months - \$1299 Join the VIP Family Buy Now!	Account Management No time to trade ? <ul style="list-style-type: none"> Use our API auto trading extra package <ul style="list-style-type: none"> 1 month extra 40 bucks Money stays on your account Trailing stop loss and take profit included Let us make you financially free BUY NOW!	Binance VIP Daily Signals <ul style="list-style-type: none"> 1 month - \$199 6 months - \$729 12 months - \$1299 Join the VIP Family Buy Now!
--	---	---



www.mycryptoparadise.com

- | | | | | |
|-------------------|---------------|-------------------|-------------------|-----------------------------|
| | | | | |
| /MyCryptoParadise | @_MCP_Signals | /mycryptoparadise | /mycryptoparadise | @MCP_Binance
@MCP_bitmex |

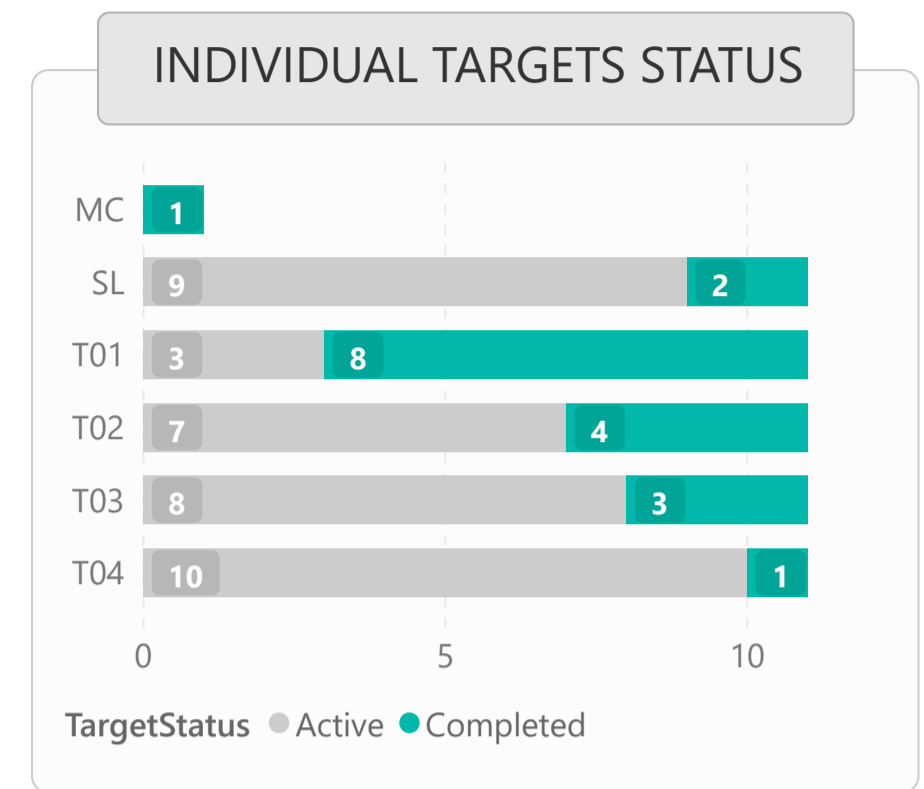
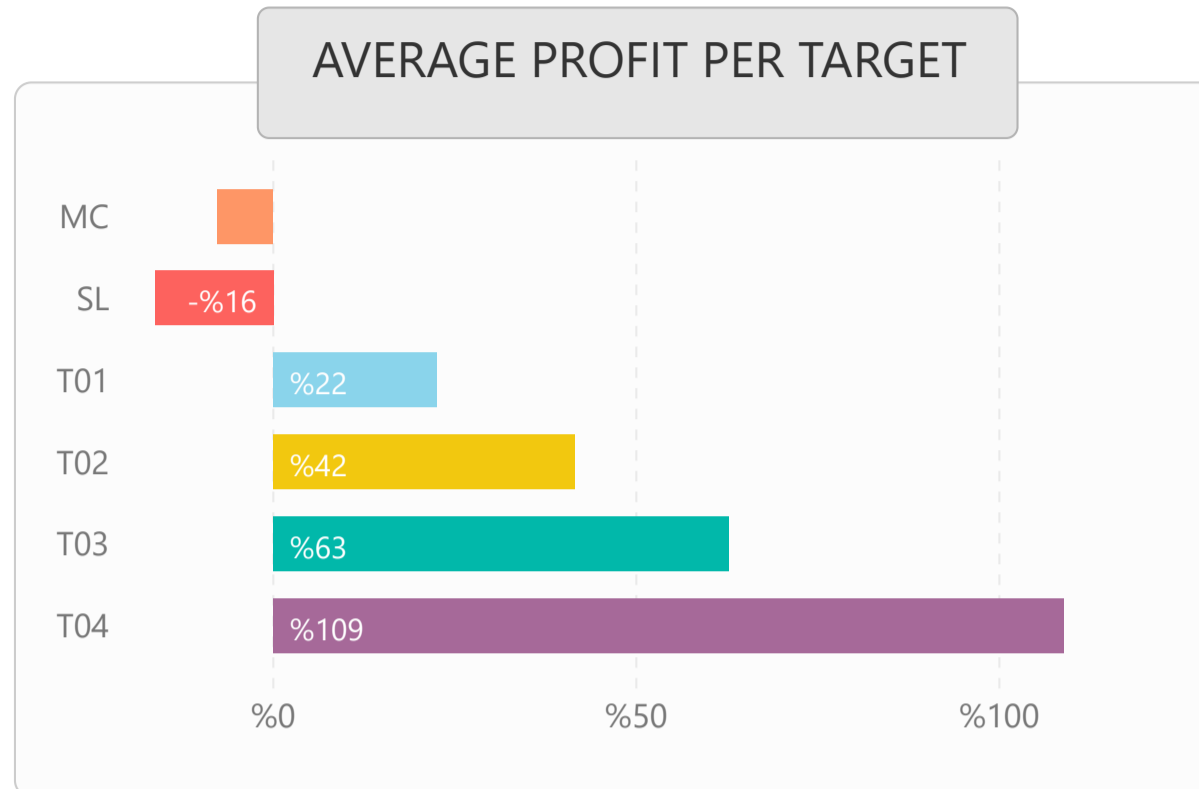
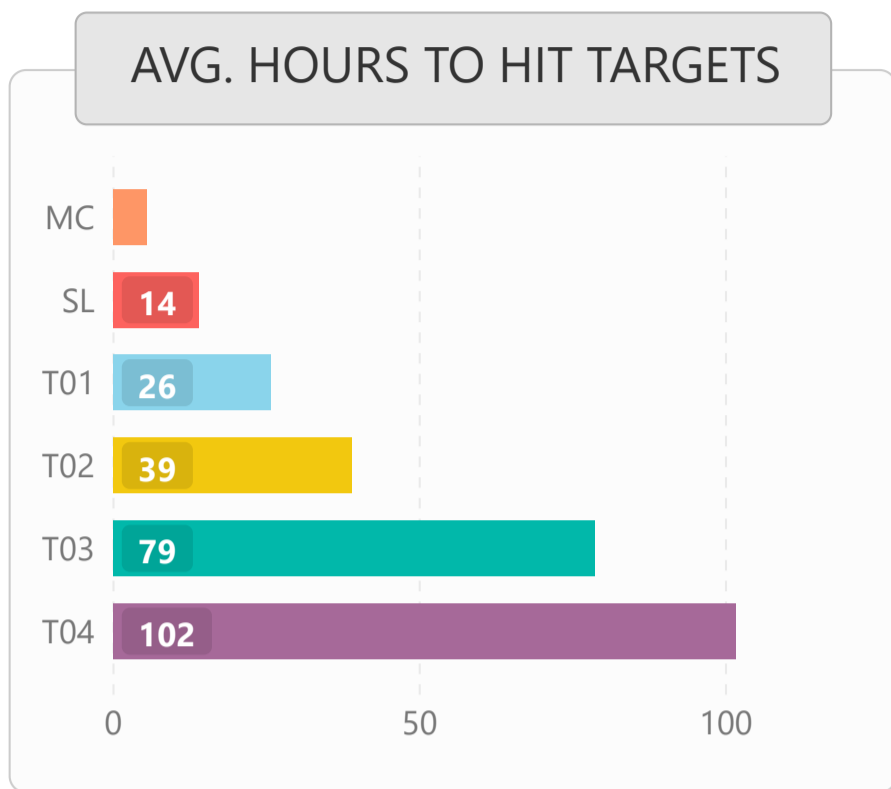


LIST OF ALL TRADES

Signal Date	Currency	Lev.	Long/Short	Buy Rate	T1 Rate	T2 Rate	T3 Rate	T4 Rate	Manual Close	SL Rate	Final Profit/Loss	Duration (Hours)
1.12.2020	XBT/USD	7	Short	19460.0	19050.00	18510.00	18010.00	17500.00		20020.00	%34	0,7
10.12.2020	BTC/USD	7	Long	18250.0	18780.00	19000.00	19180.00	19500.00	18050.00	17900.00	-%8	5,4
14.12.2020	BTC/USD	10	Long	19200.0	19490.00	19690.00	19890.00	19990.00		18950.00	%15	7,8
19.12.2020	BTC/USD	10	Short	23860.0	23550.00	22710.00	22410.00	22315.00		24336.00	%13	18,9
20.12.2020	ETH/USD	8	Long	650.8	671.00	689.00	709.00	740.00		640.00	-%13	6,3
21.12.2020	XBT/USD	5	Long	22850.0	24000.00	24979.00	25500.00	26000.00		21890.00	%25	30,1
30.12.2020	ETH/USD	5	Long	735.0	799.00	820.00	840.00	895.00		686.40	%109	101,7
16.01.2021	ETH/USD	6	Long	1239.0	1340.00	1400.00	1500.00	1600.00		1199.00	-%19	21,6
17.01.2021	ETH/USD	4	Long	1242.0	1327.00	1450.00	1690.00	1800.00		1160.00	%27	34,6
25.01.2021	XBT/USD	4	Short	34350.0	32671.00	31510.00	29610.00	27400.00		36300.00	%55	50,5
2.02.2021	ETH/USD	2	Long	1334.0	1476.00	1609.00	1744.00	1999.00		1194.00	%61	90,9



1) DETAILED STATS OF TARGETS (T1, T2, T3 etc.)



2) TARGET DURATION vs PROFIT/LOSS SCATTER CHART

Targets ● MC ● SL ● T01 ● T02 ● T03 ● T04

