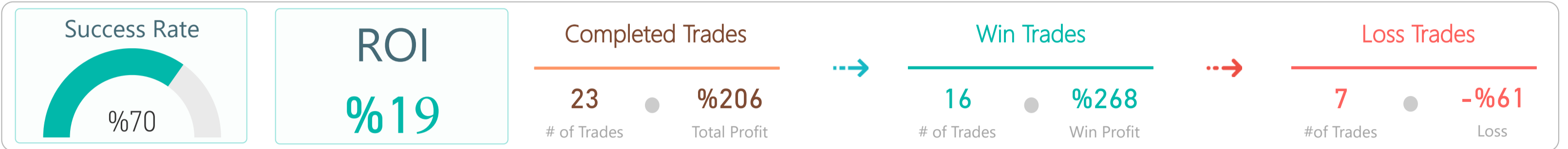


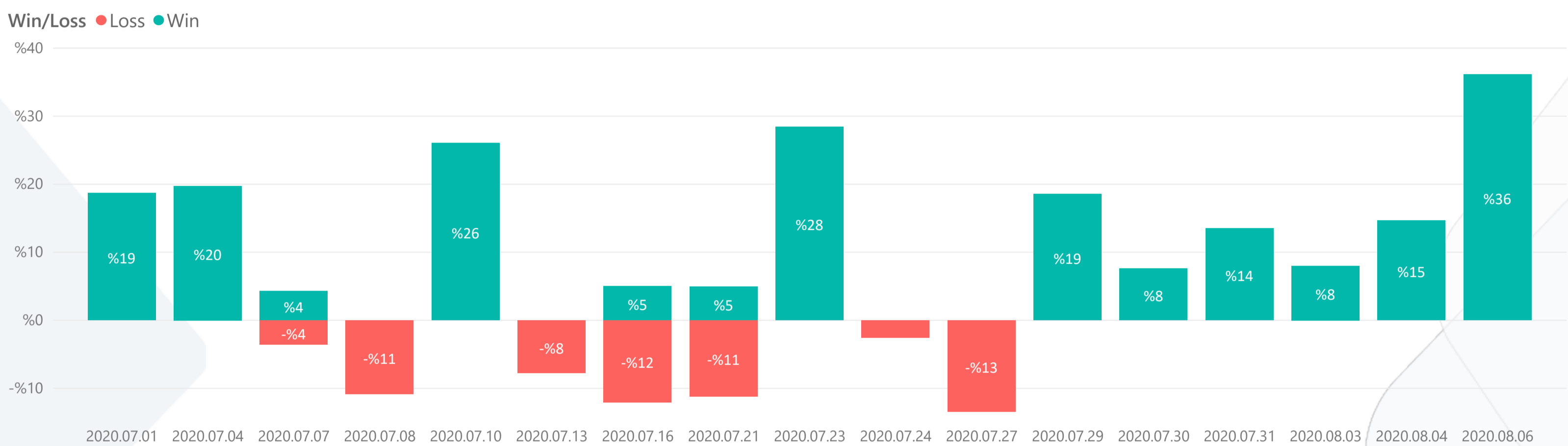


BITMEX VIP 2020 JULY REPORT

TOTAL PROFIT
%206



1) WIN & LOSS CHART



2) TOP WIN & LOSS TRADES

| Signal Date | Coin | Lev. | Buy Rate | Sell Rate | Profit | Dur. (hours) |
|-------------|------|------|----------|-----------|--------|--------------|
| 22.07.2020 | ETH | 70 | 243.7 | 255.0 | %46 | 56,8 |
| 4.08.2020 | XBT | 42 | 11130.0 | 12490.0 | %36 | 235,5 |
| 8.07.2020 | XBT | 63 | 9412.5 | 9075.0 | %26 | 257,9 |
| 22.07.2020 | XBT | 70 | 9335.0 | 9660.0 | %25 | 58,5 |
| 4.07.2020 | XBT | 70 | 9060.0 | 9420.0 | %20 | 24,1 |

| Signal Date | Currency | Lev. | Buy Rate | Sell Rate | Loss | Dur. (hours) |
|-------------|----------|------|----------|-----------|------|--------------|
| 26.07.2020 | XBT | 49 | 9885.0 | 10075.0 | -%13 | 77,2 |
| 15.07.2020 | XBT | 63 | 9222.5 | 9099.0 | -%12 | 148,2 |
| 20.07.2020 | XBT | 56 | 9160.0 | 9288.0 | -%11 | 82,5 |
| 8.07.2020 | XBT | 70 | 9300.0 | 9401.0 | -%11 | 33,5 |
| 13.07.2020 | XBT | 63 | 9290.0 | 9150.0 | -%8 | 20,0 |

JOIN OUR VIP SERVICES

Bitmex VIP
Daily Signals

- 1 month - 0.014 BTC
- 6 months - 0.069 BTC
- 12 months - 0.12 BTC

Join the VIP Family

[Buy Now!](#)

Account Management
No time to trade ?

Use our API auto trading extra package

- 1 month extra 40 bucks
- Money stays on your account
- Trailing stop loss and take profit included

Let us make you financially free

[BUY NOW!](#)

Binance & Bittrex VIP
Daily Signals

- 1 month - 0.014 BTC
- 6 months - 0.069 BTC
- 12 months - 0.12 BTC

Join the VIP Family

[Buy Now!](#)



www.mycryptoparadise.com



@_MCP_Signals



/mycryptoparadise



/mycryptoparadise



@MCP_Binance
@MCP_bitmex


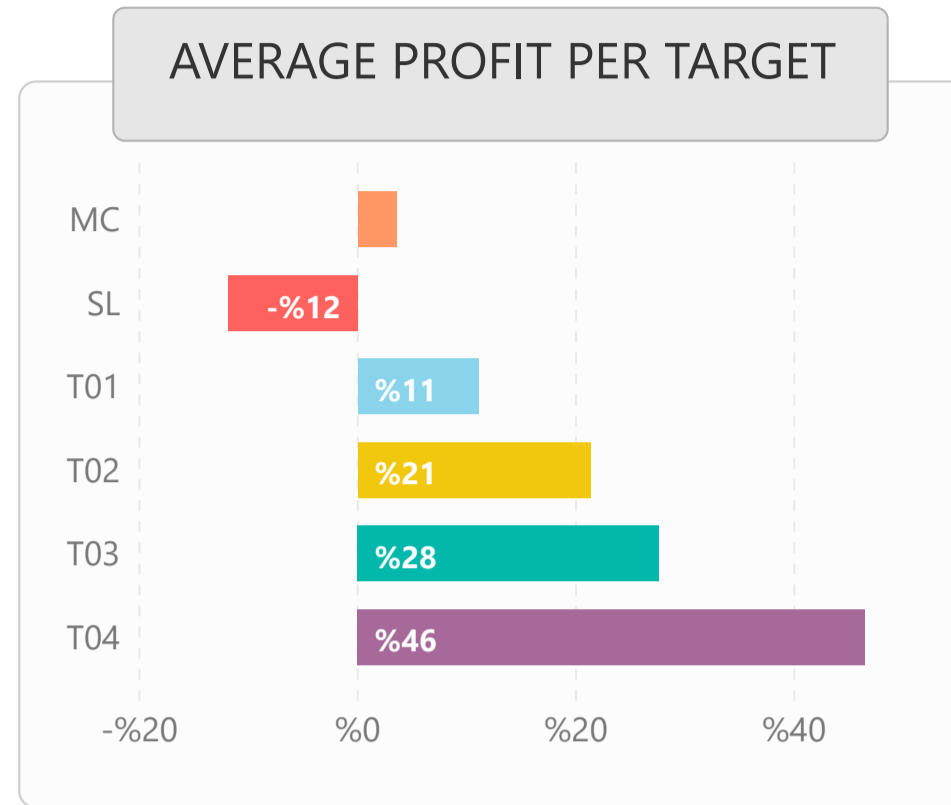
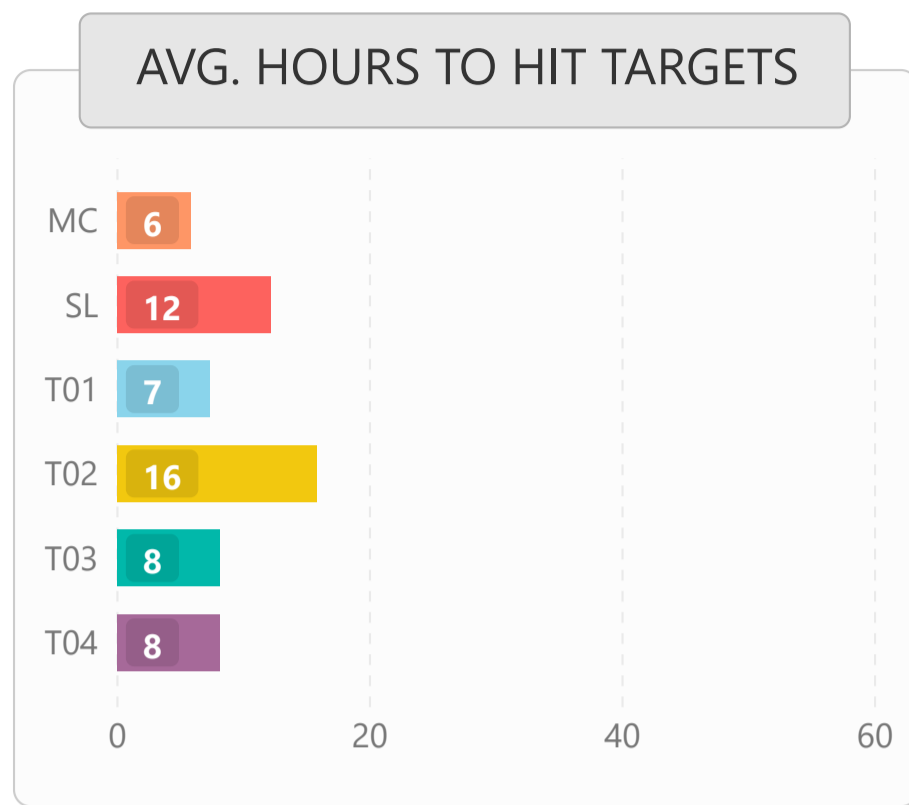


LIST OF ALL TRADES

| Signal Date | Currency | Lev. | Long/Short | Buy Rate | T1 Rate | T2 Rate | T3 Rate | T4 Rate | Manual Close | SL Rate | Final Profit/Loss | Duration (Hours) |
|-------------|----------|------|------------|----------|----------|----------|----------|----------|--------------|----------|-------------------|------------------|
| 1.07.2020 | XBT/USD | 10 | Long | 9175.0 | 9249.00 | 9329.00 | 9428.00 | 9499.00 | 9346.50 | 9040.00 | %19 | 10,1 |
| 4.07.2020 | XBT/USD | 10 | Long | 9060.0 | 9149.00 | 9239.00 | 9329.00 | 9420.00 | | 8900.00 | %20 | 3,4 |
| 6.07.2020 | XBT/USD | 8 | Short | 9330.0 | 9155.00 | 9065.00 | 9000.00 | 8950.00 | 9372.00 | 9466.00 | -%4 | 6,8 |
| 7.07.2020 | XBT/USD | 10 | Short | 9270.0 | 9105.00 | 9015.00 | 8925.00 | 8800.00 | 9230.00 | 9401.00 | %4 | 7,2 |
| 8.07.2020 | XBT/USD | 10 | Short | 9300.0 | 9215.00 | 9122.00 | 9035.00 | 8945.00 | | 9401.00 | -%11 | 4,8 |
| 8.07.2020 | XBT/USD | 9 | Short | 9412.5 | 9240.00 | 9140.00 | 9100.00 | 9075.00 | | 9605.00 | %26 | 36,8 |
| 13.07.2020 | XBT/USD | 9 | Long | 9290.0 | 9440.00 | 9550.00 | 9650.00 | 9750.00 | 9210.00 | 9150.00 | -%8 | 2,9 |
| 15.07.2020 | XBT/USD | 9 | Long | 9222.5 | 9309.00 | 9398.00 | 9578.00 | 9748.00 | | 9099.00 | -%12 | 21,2 |
| 16.07.2020 | XBT/USD | 10 | Short | 9110.0 | 9062.00 | 8973.00 | 8792.00 | 8615.00 | 9088.00 | 9315.00 | %5 | 1,4 |
| 16.07.2020 | ETH/USD | 10 | Short | 232.1 | 231.00 | 227.00 | 223.00 | 219.00 | | 237.00 | %5 | 1,2 |
| 20.07.2020 | XBT/USD | 8 | Short | 9160.0 | 9020.00 | 8810.00 | 8710.00 | 8601.00 | | 9288.00 | -%11 | 11,8 |
| 21.07.2020 | ETH/USD | 10 | Long | 243.8 | 245.00 | 247.00 | 251.00 | 255.00 | | 238.00 | %5 | 1,2 |
| 22.07.2020 | XBT/USD | 10 | Long | 9335.0 | 9390.00 | 9480.00 | 9570.00 | 9660.00 | | 9269.00 | %25 | 8,4 |
| 22.07.2020 | ETH/USD | 10 | Long | 243.7 | 245.00 | 247.00 | 251.00 | 255.00 | | 241.25 | %46 | 8,1 |
| 23.07.2020 | XBT/USD | 10 | Long | 9520.0 | 9650.00 | 9769.00 | 9810.00 | 9859.00 | | 9390.00 | %14 | 1,3 |
| 24.07.2020 | ETH/USD | 10 | Long | 277.5 | 279.00 | 281.00 | 285.00 | 290.00 | 276.80 | 271.00 | -%3 | 0,6 |
| 26.07.2020 | XBT/USD | 7 | Short | 9885.0 | 9701.00 | 9650.00 | 9601.00 | 9501.00 | | 10075.00 | -%13 | 11,0 |
| 29.07.2020 | XBT/USD | 8 | Long | 11005.0 | 11260.00 | 11486.00 | 11690.00 | 12000.00 | | 10700.00 | %19 | 6,3 |
| 30.07.2020 | XBT/USD | 6 | Short | 11085.0 | 10810.00 | 10750.00 | 10700.00 | 10600.00 | 10944.00 | 11350.00 | %8 | 7,9 |
| 31.07.2020 | XBT/USD | 8 | Long | 11240.0 | 11430.00 | 11590.00 | 11790.00 | 12000.00 | | 10846.00 | %14 | 1,4 |
| 3.08.2020 | XBT/USD | 6 | Long | 11250.0 | 11550.00 | 11800.00 | 12000.00 | 12490.00 | 11400.00 | 10700.00 | %8 | 5,5 |
| 3.08.2020 | XBT/USD | 5 | Short | 11425.0 | 11090.00 | 11040.00 | 11000.00 | 10950.00 | | 11710.00 | %15 | 17,2 |
| 4.08.2020 | XBT/USD | 6 | Long | 11130.0 | 11550.00 | 11800.00 | 12000.00 | 12490.00 | | 10700.00 | %36 | 33,6 |



1) DETAILED STATS OF TARGETS (T1, T2, T3 etc.)



2) TARGET DURATION vs PROFIT/LOSS SCATTER CHART

Targets ● MC ● SL ● T01 ● T02 ● T03 ● T04

