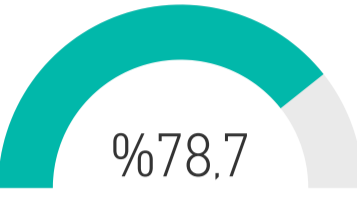




BINANCE & BITTREX REPORT 2019 AUGUST

TOTAL PROFIT
%986

Success Rate



75

of Given Signals

Completed Trades

75
of Signals

%986
Total Profit

Win Trades

59
of Trades

%1081
Win Profit

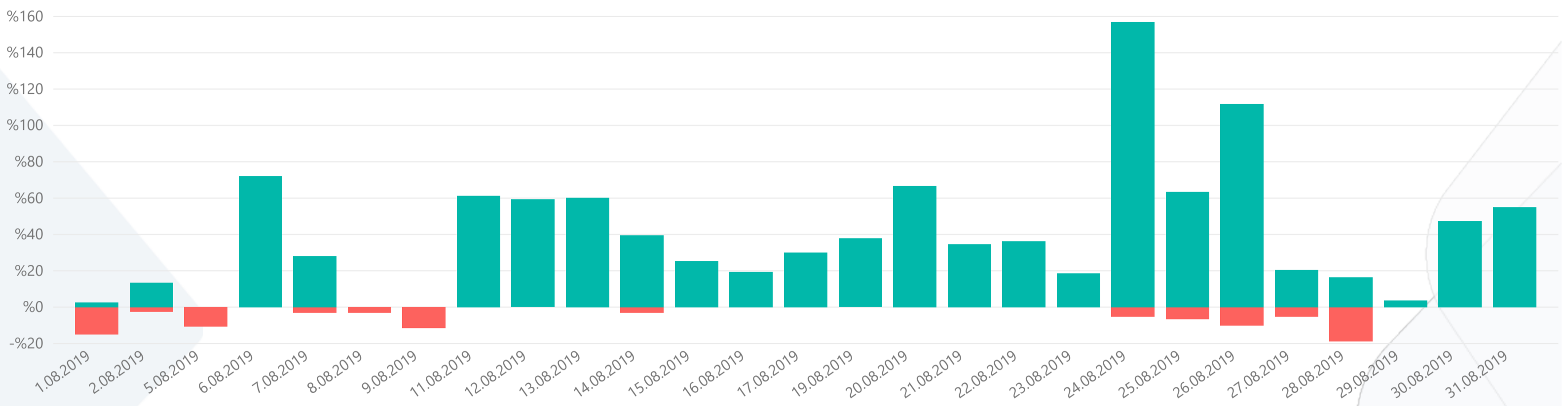
Loss Trades

16
of Trades

-%95
Loss Rate

WIN & LOSS CHART

Win/Loss ● Loss ● Win



TOP WIN & LOSS TRADES

Signal Date	Pair	Final Profit	Tot. Dur. (days)	Final Target
12.08.2019	WAN/BTC	%133,7	13	T4
9.08.2019	EVX/BTC	%58,2	12	T3
11.08.2019	MATIC/BTC	%40,5	1	T3
13.08.2019	ERD/BTC	%37,8	7	T3
6.08.2019	BQX/BTC	%36,8	1	T3

Signal Date	Pair	Trade Loss	Tot. Dur. (days)
2.08.2019	MATIC/USDT	-%10,7	4
26.08.2019	KMD/BTC	-%9,8	3
23.08.2019	OMG/BTC	-%9,1	6
24.07.2019	ZEC/BTC	-%7,9	9
29.07.2019	DATA/BTC	-%7,3	4

JOIN OUR VIP SERVICES

Bitmex VIP

Daily Signals

- 1 month - 0.014 BTC
- 6 months - 0.069 BTC
- 12 months - 0.12 BTC

Join the VIP Family

Buy Now!

Account Management

No time to trade ?

Use our API auto trading extra package

- 1 month extra 40 bucks
- Money stays on your account
- Trailing stop loss and take profit included

Let us make you financially free

BUY NOW!

Binance & Bittrex VIP

Daily Signals

- 1 month - 0.014 BTC
- 6 months - 0.069 BTC
- 12 months - 0.12 BTC

Join the VIP Family

Buy Now!



www.mycryptoparadise.com



@_MCP_Signals



/mycryptoparadise



/mycryptoparadise



@MCP_Binance
@MCP_bitmex

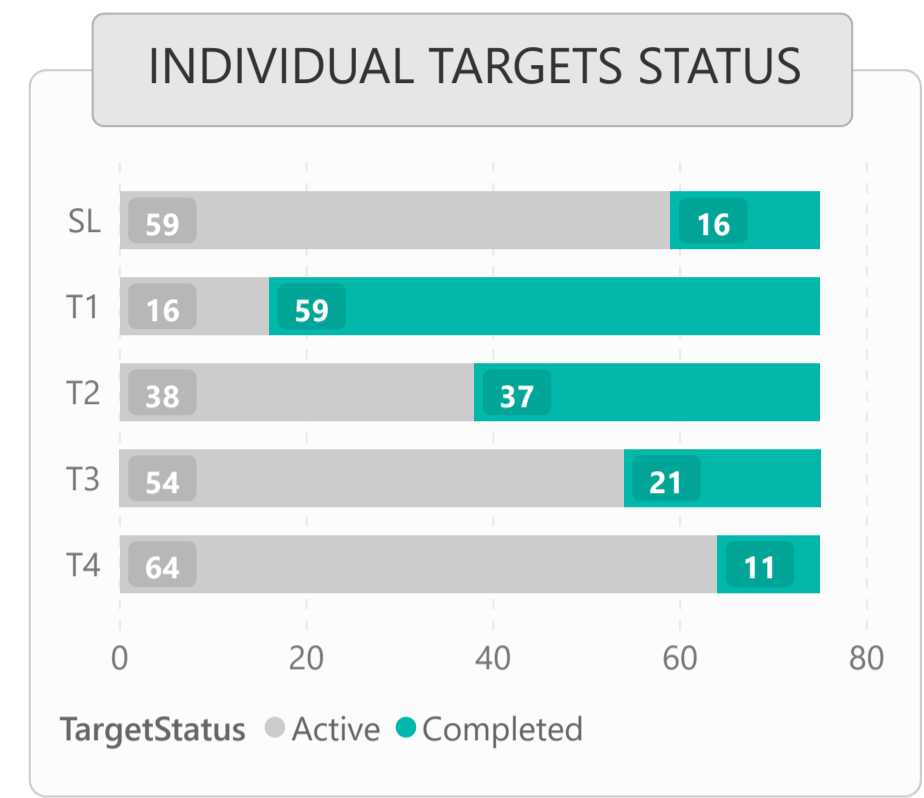
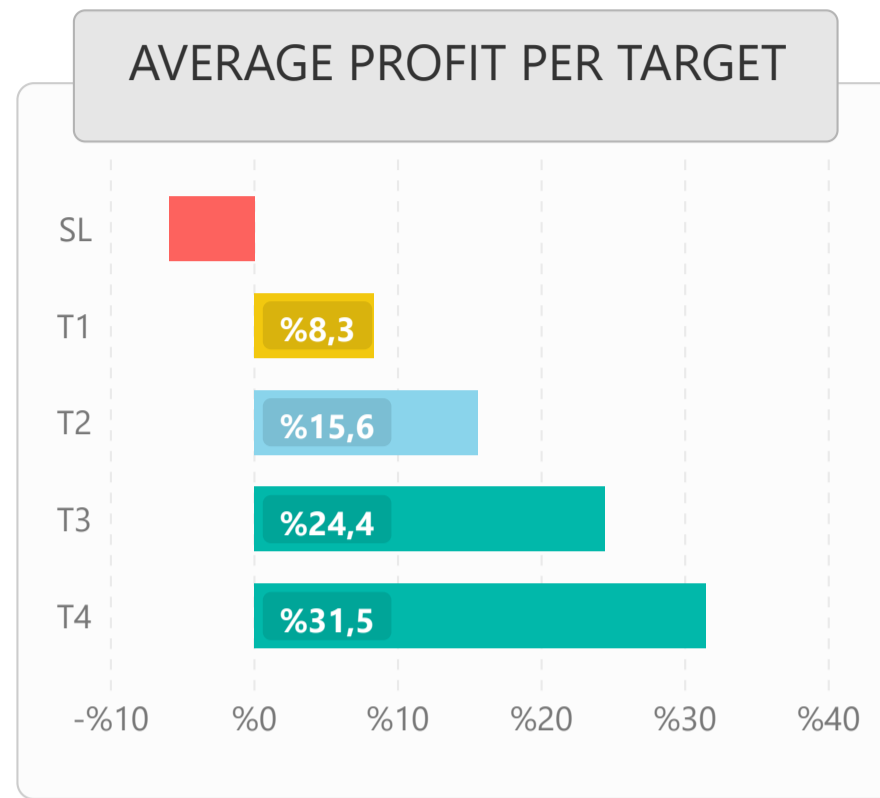
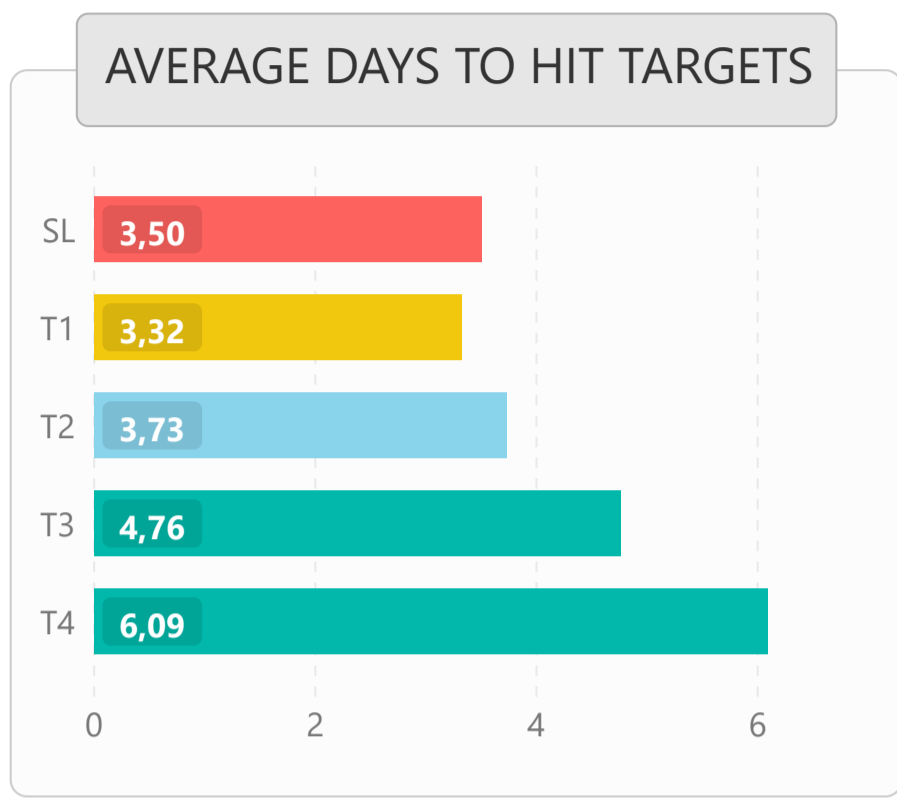


LIST OF ALL TRADES

Signal Date	T-Pair	Buy Rate	Target 1	Target 2	Target 3	Target 4	Highest	Stop Loss	Final Profit/Loss	Tot. Dur. (days)
24.07.2019	ZEC/BTC	0.00724000	0.00739500	0.00798700	0.00828500	0.00888800		0.00666900	-%7,9	9
29.07.2019	CND/BTC	0.00000097	0.00000110	0.00000131	0.00000160	0.00000193		0.00000082	%13,4	5
29.07.2019	DATA/BTC	0.00000151	0.00000159	0.00000164	0.00000170	0.00000174		0.00000140	-%7,3	4
29.07.2019	QKC/BTC	0.00000146	0.00000156	0.00000160	0.00000170	0.00000180		0.00000137	%16,4	10
31.07.2019	LTC/BTC	0.00973000	0.00999000	0.01025900	0.01099000	0.01139700		0.00878000	%2,7	2
1.08.2019	FTM/BTC	0.00000221	0.00000231					0.00000215	-%2,7	2
2.08.2019	MATIC/USDT	0.011	0.012	0.012	0.013	0.014		0.010	-%10,7	4
2.08.2019	WAVES/USDT	1.350	1.500	1.700	1.780	1.860		1.310	-%3,0	13
5.08.2019	ALGO/BTC	0.00006250	0.00006500	0.00007000	0.00007500	0.00008000		0.00005990	%28,0	10
6.08.2019	BQX/BTC	0.00000914	0.00000990	0.00001080	0.00001250	0.00001330		0.00000813	%36,8	1
6.08.2019	MATIC/BTC	0.00000113	0.00000125	0.00000153	0.00000245	0.00000389		0.00000077	%35,4	1
7.08.2019	CELR/BTC	0.00000086	0.00000091	0.00000093					%8,1	1
7.08.2019	FTM/BTC	0.00000188	0.00000207	0.00000221	0.00000239	0.00000267		0.00000182	-%3,0	2
7.08.2019	LINK/BTC	0.00020200	0.00020907						%3,5	1
7.08.2019	LINK/BTC	0.00020450	0.00022000	0.00023000	0.00024000	0.00025200		0.00019837	-%3,0	1
7.08.2019	LUN/BTC	0.00010700	0.00012300	0.00016000	0.00018000	0.00020000		0.00007900	%15,0	5
7.08.2019	LUN/USDT	0.000	0.000	0.000	0.000	0.000		0.000	%15,0	5
7.08.2019	RVN/BTC	0.00000330	0.00000395	0.00000470	0.00000580	0.00000625		0.00000277	%19,7	18
8.08.2019	APPC/BTC	0.00000325	0.00000344	0.00000374	0.00000408	0.00000457		0.00000279	%15,1	5
9.08.2019	AGI/BTC	0.00000262	0.00000273	0.00000280	0.00000287	0.00000296		0.00000247	%13,2	4
9.08.2019	AGI/BTC	0.00000264	0.00000273	0.00000280	0.00000287	0.00000296		0.00000247	%12,1	4
9.08.2019	EVX/BTC	0.00004450	0.00005340	0.00006340	0.00007040	0.00008940		0.00003690	%58,2	12
9.08.2019	FTM/BTC	0.00000170	0.00000176	0.00000181	0.00000185	0.00000189		0.00000161	-%5,3	1
9.08.2019	RLC/BTC	0.00002350	0.00002490	0.00002690	0.00002890	0.00002990		0.00002200	-%6,4	1
10.08.2019	ARN/BTC	0.00001823	0.00001867	0.00001927	0.00002180	0.00002345		0.00001660	%28,7	16
10.08.2019	POLY/BTC	0.00000368	0.00000379	0.00000390	0.00000400	0.00000410		0.00000350	%11,4	4
11.08.2019	BAT/BTC	0.00001800	0.00001842	0.00001902	0.00002000	0.00002100		0.00001650	%2,3	3
11.08.2019	BNB/BTC	0.00026057	0.00026700	0.00027600	0.00028200	0.00028700		0.00025200	%5,9	1
11.08.2019	BRD/BTC	0.00002103	0.00002193	0.00002346	0.00002436	0.00002500		0.00001998	%18,9	2
11.08.2019	CELR/BTC	0.00000075	0.00000083	0.00000088	0.00000094	0.00000104		0.00000067	%10,7	3
11.08.2019	ELF/BTC	0.00000773	0.00000801	0.00000855	0.00000945	0.00001080		0.00000584	%10,7	5
11.08.2019	HC/BTC	0.00019075	0.00019680	0.00021380	0.00022480	0.00024790		0.00017400	%30,0	7
11.08.2019	MATIC/BTC	0.00000116	0.00000142	0.00000153	0.00000163	0.00000171		0.00000101	%40,5	1
12.08.2019	GO/BTC	0.00000095	0.00000098	0.00000102	0.00000106	0.00000109		0.00000090	%14,7	4
12.08.2019	WAN/BTC	0.00002105	0.00002420	0.00003420	0.00003920	0.00004920		0.00001750	%133,7	13
13.08.2019	CND/BTC	0.00000069	0.00000079	0.00000099	0.00000124	0.00000144			%14,5	14
13.08.2019	CVC/BTC	0.00000368	0.00000400	0.00000438	0.00000480	0.00000500		0.00000340	%35,9	1
13.08.2019	ERD/BTC	0.00000023	0.00000026	0.00000028	0.00000031	0.00000044		0.00000016	%37,8	7
13.08.2019	QSP/BTC	0.00000104	0.00000120	0.00000140	0.00000190	0.00000220		0.00000077	%34,6	9
14.08.2019	MANA/BTC	0.00000365	0.00000376	0.00000393	0.00000440	0.00000489		0.00000317	%3,0	1
14.08.2019	OAX/BTC	0.00000765	0.00000790	0.00000810	0.00000830	0.00000900		0.00000715	%8,5	1
15.08.2019	COS/BTC	0.00000318	0.00000335	0.00000350	0.00000365	0.00000380		0.00000280	%19,5	2
15.08.2019	QKC/BTC	0.00000147	0.00000163	0.00000178	0.00000215	0.00000240		0.00000113	%21,5	17
17.08.2019	GO/BTC	0.00000107	0.00000112	0.00000116	0.00000120	0.00000124		0.00000102	%8,4	4
17.08.2019	PHB/BTC	0.00000062	0.00000079	0.00000085	0.00000110	0.00000129		0.00000038	%27,4	10
20.08.2019	MATIC/BTC	0.00000145	0.00000157	0.00000172					%18,6	4
21.08.2019	CELR/BTC	0.00000080	0.00000084	0.00000087	0.00000090	0.00000092		0.00000076	%5,0	2
21.08.2019	ENJ/BTC	0.00000632	0.00000650	0.00000686	0.00000700			0.00000590	%10,8	2
21.08.2019	MATIC/BTC	0.00000150	0.00000157	0.00000170	0.00000180			0.00000136	%13,3	2
21.08.2019	TRX/BTC	0.00000166	0.00000173	0.00000178	0.00000184	0.00000187		0.00000148	%7,2	2
23.08.2019	CMT/BTC	0.00000303	0.00000315	0.00000325	0.00000336	0.00000350		0.00000285	%4,0	3
23.08.2019	COS/BTC	0.00000279	0.00000294	0.00000304	0.00000314	0.00000320		0.00000264	-%5,4	2
23.08.2019	OMG/BTC	0.00012100	0.00013000	0.00013700	0.00014300	0.00015000		0.00011000	-%9,1	6
24.08.2019	COS/BTC	0.00000266	0.00000276	0.00000286	0.00000298	0.00000310		0.00000247	%7,5	2
24.08.2019	ENG/BTC	0.00004055	0.00004287	0.00004494	0.00004784	0.00005000		0.00003846	-%5,2	3
24.08.2019	IOTX/BTC	0.00000047	0.00000055	0.00000065	0.00000075	0.00000096			%18,3	2
24.08.2019	RCN/BTC	0.00000165	0.00000171	0.00000178	0.00000183	0.00000187		0.00000154	%8,2	3
24.08.2019	SNM/BTC	0.00000106	0.00000114	0.00000120	0.00000126	0.00000130		0.00000099	-%6,6	2
24.08.2019	WTC/BTC	0.00014110	0.00014610	0.00015890	0.00016500	0.00017890		0.00012900	%3,5	1
25.08.2019	BLZ/BTC	0.00000353	0.00000371	0.00000393	0.00000424	0.00000450		0.00000336	%5,1	1
25.08.2019	FUEL/BTC	0.00000026	0.00000027	0.00000029	0.00000033	0.00000037		0.00000022	%26,9	2
25.08.2019	MATIC/BTC	0.00000142	0.00000160	0.00000170	0.00000175	0.00000180		0.00000135	-%4,9	2
25.08.2019	NAV/BTC	0.00001035	0.00001160	0.00001260	0.00001360	0.00001570		0.00000860	%12,1	2
26.08.2019	BNB/BTC	0.00025986	0.00026170	0.00026370	0.00026830	0.00027000		0.00024770	%0,7	1
26.08.2019	ERD/BTC	0.00000021	0.00000024	0.00000026	0.00000028	0.00000030			%14,1	2
26.08.2019	KMD/BTC	0.00007895	0.00008550	0.00009000	0.00009900	0.00010500		0.00007120	-%9,8	3
26.08.2019	POE/BTC	0.00000030	0.00000036	0.00000039	0.00000044	0.00000058			%22,0	1
27.08.2019	COS/BTC	0.00000234	0.00000252	0.00000272	0.00000282	0.00000292		0.00000205	%16,5	2
27.08.2019	LINK/BTC	0.00019918	0.00021210	0.00022480	0.00022880	0.00023000		0.00018790	%6,5	1
27.08.2019	MTH/BTC	0.00000231	0.00000240	0.00000248	0.00000255	0.00000265		0.00000219	-%5,2	1
29.08.2019	COCOS/BTC	0.00000015	0.00000017	0.00000018	0.00000019	0.00000024			%17,2	2
29.08.2019	GO/BTC	0.00000108	0.00000112	0.00000144	0.00000168	0.00000199		0.00000076	%3,7	1
29.08.2019	MTL/BTC	0.00003750	0.00004010	0.00004300	0.00004440	0.00004830		0.00003600	%18,4	3
29.08.2019	PERL/BTC	0.00000959	0.00001058	0.00001070	0.00001090	0.00001139		0.00000915	%11,6	2
29.08.2019	POA/BTC	0.00000148	0.00000164	0.00000175	0.00000210	0.00000233			%18,6	2
31.08.2019	WABI/BTC	0.00001294	0.00001354	0.00001404	0.00001489	0.00001570		0.00001199	%15,1	1



1) DETAILED STATS OF TARGETS (T1, T2, T3 etc.)



2) TARGET DURATION vs PROFIT/LOSS SCATTER CHART

