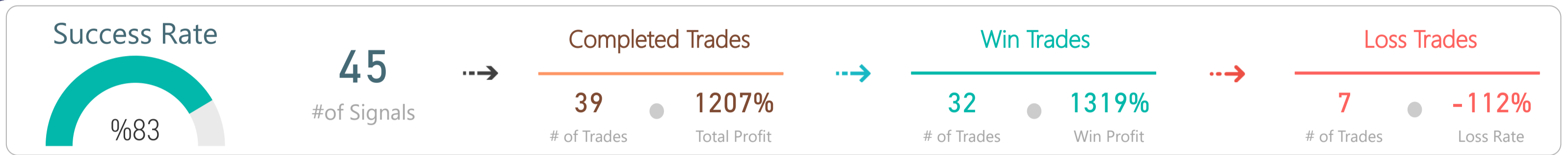


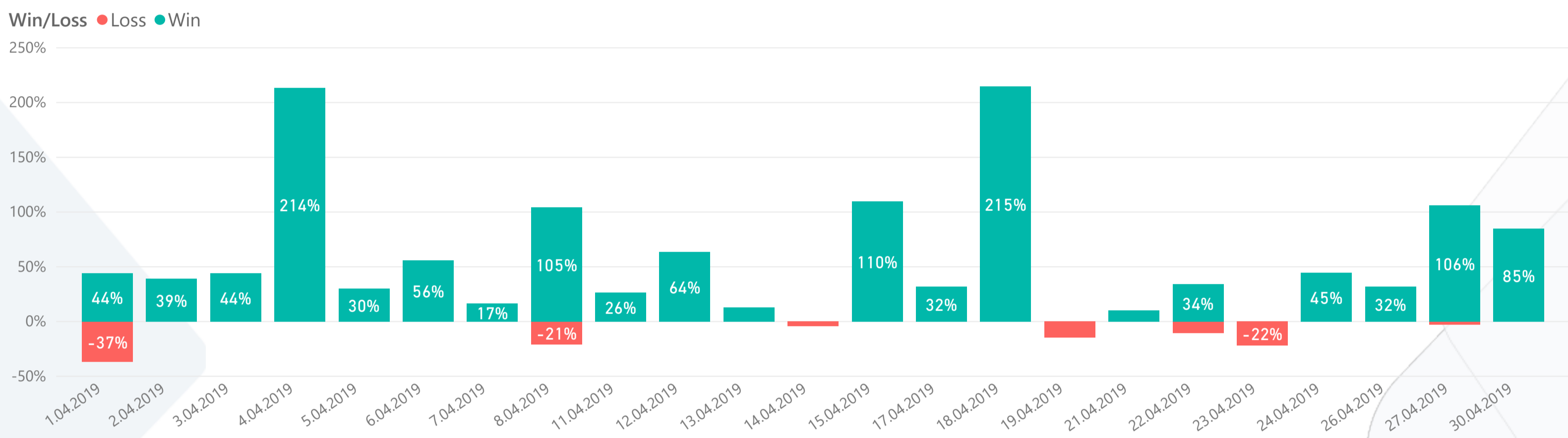


MONTHLY TRADE REPORT 2019 APRIL

TOTAL PROFIT
1207%



1) WIN & LOSS CHART



2) TOP WIN & LOSS TRADES

Signal Date	Coin	Buy Rate	Final Sell Rate	Total Profit	Target
17.04.2019	ETH	159,000,000,000	173,000,000,000	176%	T3
4.04.2019	XBT	5017,000,000,000	4800,000,000,000	87%	T3
13.04.2019	ETH	160,000,000,000	169,000,000,000	84%	T3
26.04.2019	ADA	0,00001320	0,00001375	83%	T3
4.04.2019	ETH	163,000,000,000	157,000,000,000	74%	T3

Signal Date	Coin	Buy Rate	Stop Loss Rate	Loss
1.04.2019	XBT	4300,000,000,000	4458,000,000,000	-37%
23.04.2019	ADA	0,00001425	0,00001394	-22%
8.04.2019	ADA	0,00001725	0,00001689	-21%
18.04.2019	XBT	5290,000,000,000	5212,000,000,000	-15%
22.04.2019	XBT	5380,000,000,000	5438,000,000,000	-11%

JOIN OUR VIP SERVICES

Bitmex VIP Daily Signals

- 1 month - 0.014 BTC
- 6 months - 0.069 BTC
- 12 months - 0.12 BTC

Join the VIP Family

Buy Now!

Account Management No time to trade ?

Use our API auto trading extra package

- 1 month extra 40 bucks
- Money stays on your account
- Trailing stop loss and take profit included

Let us make you financially free

BUY NOW!

Binance & Bittrex VIP Daily Signals

- 1 month - 0.014 BTC
- 6 months - 0.069 BTC
- 12 months - 0.12 BTC

Join the VIP Family

Buy Now!



www.mycryptoparadise.com



@_MCP_Signals



/mycryptoparadise



/mycryptoparadise



@MCP_Binance
@MCP_bitmex

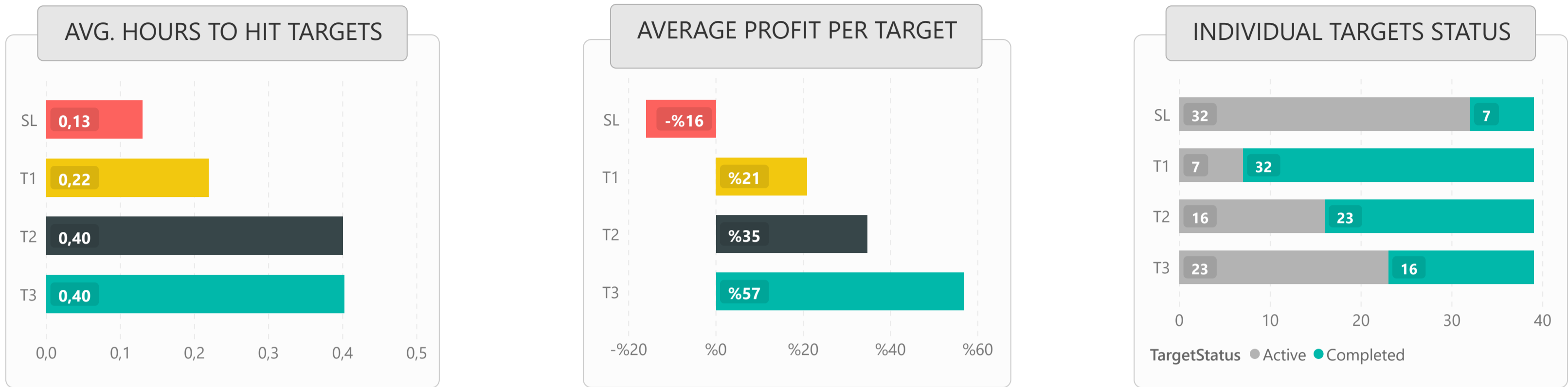


LIST OF ALL TRADES

Signal Date	Coin	Long/Short	Buy	T1 Rate	T2 Rate	T3 Rate	SL Rate	Profit/Loss
1.04.2019	ADA	Long	0,00001720	0,00001732	0,00001745	0,00001758	0,00001649	%44
1.04.2019	BCH	Long	0,04120000	0,04160000	0,04200000	0,04280000	0,03890000	%19
1.04.2019	XBT	Short	4300,00000000	4020,00000000	3948,00000000	3818,00000000	4458,00000000	-%37
2.04.2019	ETH	Short	153,00000000	151,50000000	150,10000000	145,00000000	160,10000000	%20
3.04.2019	TRX	Long	0,00000578	0,00000582	0,00000586	0,00000592	0,00000544	%16
3.04.2019	XBT	Long	4825,00000000	4837,00000000	4850,00000000	4880,00000000	4740,00000000	%28
4.04.2019	ADA	Long	0,00001816	0,00001836	0,00001849	0,00001864	0,00001799	%53
4.04.2019	ETH	Short	163,00000000	161,50000000	160,00000000	157,00000000	166,10000000	%74
4.04.2019	XBT	Short	5017,00000000	4965,00000000	4920,00000000	4800,00000000	5061,00000000	%87
5.04.2019	XBT	Long	4990,00000000	5015,00000000	5030,00000000	5050,00000000	4920,00000000	%30
6.04.2019	XRP	Long	0,00007150	0,00007220	0,00007270	0,00007350	0,00006500	%56
7.04.2019	ADA	Long	0,00001815	0,00001830	0,00001844	0,00001866	0,00001799	%17
7.04.2019	XBT	Long	5120,00000000	5172,00000000	5180,00000000	5190,00000000	5090,00000000	%34
8.04.2019	ADA	Long	0,00001725	0,00001740	0,00001755	0,00001770	0,00001689	-%21
8.04.2019	EOS	Long	0,00010700	0,00010800	0,00010875	0,00010950	0,00010449	%23
8.04.2019	ETH	Short	178,00000000	172,70000000	167,00000000	162,00000000	179,20000000	%30
8.04.2019	LTC	Long	0,01740000	0,01755000	0,01770000	0,01790000	0,01679000	%17
11.04.2019	TRX	Long	0,00000533	0,00000538	0,00000545	0,00000550	0,00000499	%64
11.04.2019	TRX	Short	0,00000533	0,00000529	0,00000526	0,00000522	0,00000537	%26
13.04.2019	ETH	Long	160,00000000	165,00000000	166,00000000	169,00000000	141,00000000	%84
13.04.2019	XBT	Long	10112,00000000	10170,00000000	10261,00000000	10425,00000000	10028,00000000	%13
14.04.2019	XBT	Long	5080,00000000	5115,00000000	5130,00000000	5145,00000000	5040,00000000	%26
17.04.2019	ADA	Long	0,00001624	0,00001635	0,00001650	0,00001680	0,00001549	%32
17.04.2019	ETH	Long	159,00000000	167,00000000	169,00000000	173,00000000	156,80000000	%176
17.04.2019	LTC	Long	0,01560000	0,01575000	0,01590000	0,01625000	0,01499000	%38
18.04.2019	XBT	Long	5290,00000000	5348,00000000	4392,00000000	5478,00000000	5212,00000000	-%15
21.04.2019	XBT	Short	5285,00000000	5230,00000000	5186,00000000	4990,00000000	5422,00000000	%10
22.04.2019	ETH	Long	171,25000000	172,00000000	173,00000000	175,00000000	169,90000000	%20
22.04.2019	LTC	Long	0,01470000	0,01480000	0,01495000	0,01525000	0,01449000	%14
22.04.2019	XBT	Short	5380,00000000	5242,00000000	5186,00000000	5068,00000000	5438,00000000	-%11
23.04.2019	ADA	Long	0,00001425	0,00001435	0,00001450	0,00001470	0,00001394	-%22
24.04.2019	ADA	Long	0,00001340	0,00001360	0,00001370	0,00001390	0,00001329	%45
26.04.2019	ADA	Long	0,00001320	0,00001328	0,00001350	0,00001375	0,00001272	%83
26.04.2019	LTC	Long	0,01402000	0,01410000	0,01418000	0,01425000	0,01388000	%23
26.04.2019	XRP	Long	0,00005680	0,00005710	0,00005740	0,00005770	0,00005628	%32
27.04.2019	LTC	Long	0,01402000	0,01410000	0,01418000	0,01430000	0,01398000	-%3
28.04.2019	ADA	Long	0,00001225	0,00001285	0,00001315	0,00001330	0,00001199	%37
29.04.2019	XBT	Long	5000,00000000	5240,00000000	534,00000000	5580,00000000	4870,00000000	%48



1) DETAILED STATS OF TARGETS (T1, T2, T3 etc.)



2) TARGET DURATION vs PROFIT/LOSS SCATTER CHART

Targets ● SL ● T1 ● T2 ● T3

