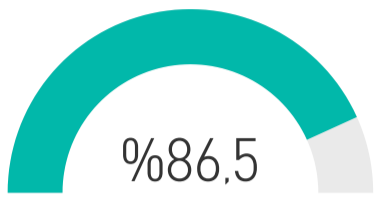




BINANCE & BITTREX REPORT 2019 MAY

TOTAL PROFIT
%1557

Success Rate



107

#of Signals

Completed Trades

96

of Trades

%1557

Total Profit

Win Trades

83

of Trades

%1621

Win Profit

Loss Trades

13

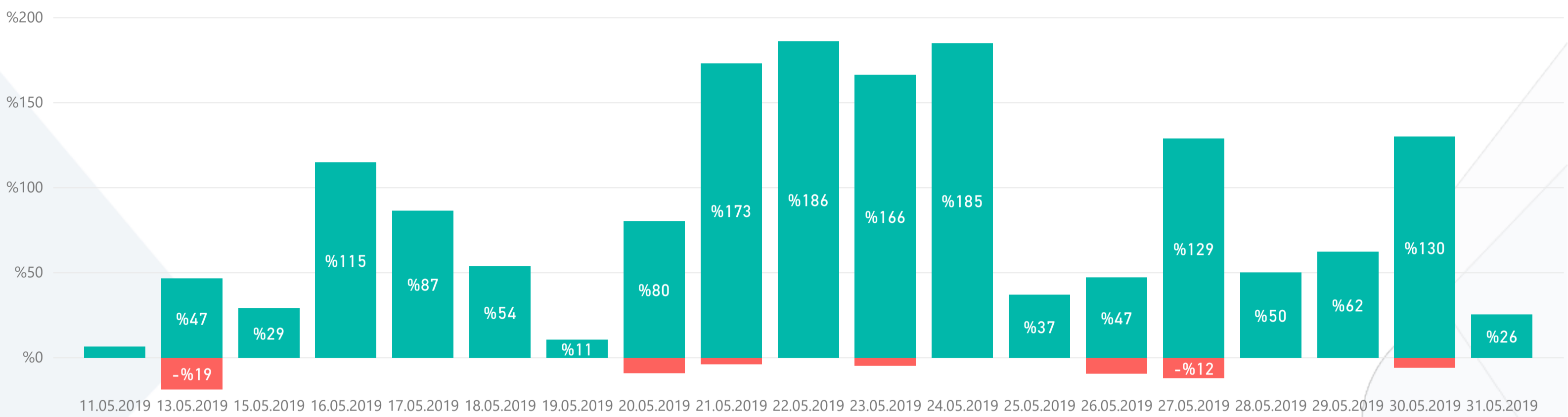
of Trades

-%64

Loss Rate

WIN & LOSS CHART

Win/Loss ● Loss ● Win



TOP WIN & LOSS TRADES

Signal Date	Coin	Buy Rate	Final Sell Rate	Total Profit	Trade Duration	Target
16.05.2019	BTT	0,00000009	0,00000020	%122	12	T2
20.05.2019	FET	0,00002600	0,00004320	%66	2	T4
20.05.2019	GVT	0,00038150	0,00058700	%54	3	T2
14.05.2019	WAVES	0,00029750	0,00045518	%53	11	T2
20.05.2019	BTT	0,00000012	0,00000018	%50	2	T2

Signal Date	Coin	Buy Rate	Stop Loss Rate	Loss	Trade Duration
26.05.2019	MATIC	0,00000320	0,00000290	-%9	1
15.05.2019	KMD	0,00015400	0,00014000	-%9	6
27.05.2019	TFUEL	0,00000196	0,00000180	-%8	1
13.05.2019	STORJ	0,00003240	0,00003000	-%7	1
13.05.2019	POE	0,00000061	0,00000057	-%7	1

JOIN OUR VIP SERVICES

Bitmex VIP

Daily Signals

- 1 month - 0.014 BTC
- 6 months - 0.069 BTC
- 12 months - 0.12 BTC

Join the VIP Family

Buy Now!

Account Management

No time to trade ?

Use our API auto trading extra package

- 1 month extra 40 bucks
- Money stays on your account
- Trailing stop loss and take profit included

Let us make you financially free

BUY NOW!

Binance & Bittrex VIP

Daily Signals

- 1 month - 0.014 BTC
- 6 months - 0.069 BTC
- 12 months - 0.12 BTC

Join the VIP Family

Buy Now!



www.mycryptoparadise.com



@_MCP_Signals



/mycryptoparadise



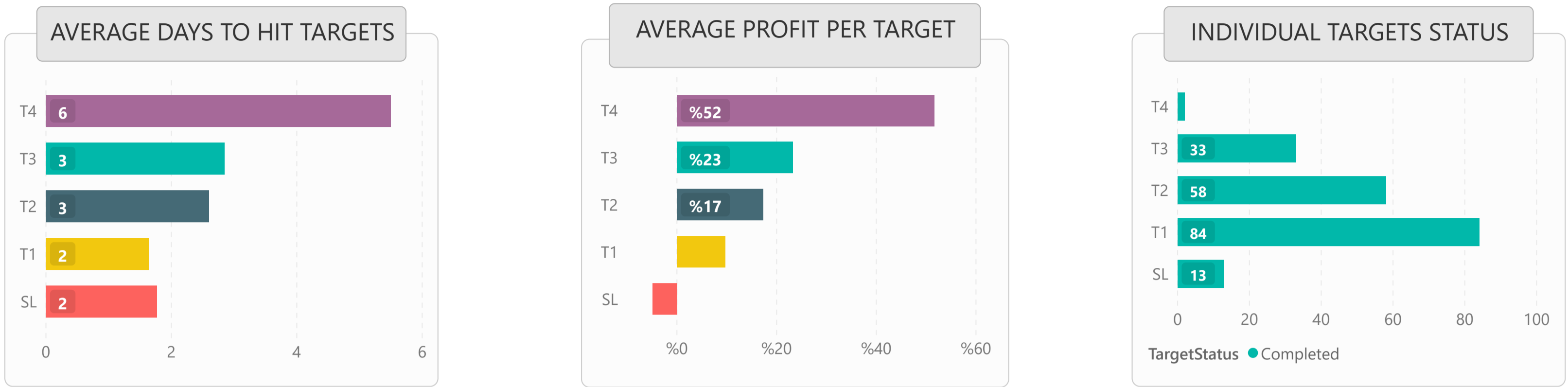
/mycryptoparadise



@MCP_Binance
@MCP_bitmex



1) DETAILED STATS OF TARGETS (T1, T2, T3 etc.)



2) TARGET DURATION vs PROFIT/LOSS SCATTER CHART

